

PRICES EFFECTIVE  
JANUARY 2011

S

T

Y

L

E

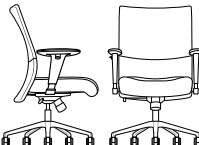
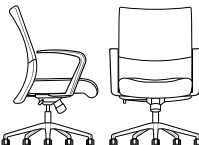

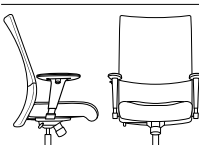


X



**i n s i g h t**

**p r i c e l i s t**

<div> <div>insight</div> <div>upholstered back</div> </div> <div> <div>PRODUCT INFORMATION</div> <div>APPLICATIONS:</div> <div>EXECUTIVE / CONFERENCE</div> </div>	MEDIUM SEAT MEDIUM BACK	MEDIUM SEAT HIGH BACK	SLED BASE		DRAFTING STOOL	DRAFTING STOOL	GENERAL INFORMATION
	DIMENSIONS / OVERVIEW	SIZE 6 UPHOLSTERED BACK	SIZE 8 UPHOLSTERED BACK	GUEST	INTERMEDIATE HEIGHT	FULL HEIGHT	
<div>GENERAL DIMENSIONS</div> <div>A. SEAT HEIGHT*</div> <div>B. SEAT DEPTH</div> <div>C. BACK HEIGHT</div> <div>D. SEAT WIDTH &amp; OVERALL WIDTH (ARMLESS)</div> <div>E. MAXIMUM OVERALL HEIGHT*</div> <div>* MEASUREMENTS GIVEN ARE ACCURATE FOR MOST CONTROLS. SPECIFIC MODELS MAY VARY SLIGHTLY.</div>	<div>A. 17"- 21"</div> <div>B. 18"</div> <div>C. 20"</div> <div>D. 20.5"</div> <div>E. 35.5"- 39"</div> 	<div>A. 17"- 21"</div> <div>B. 18"</div> <div>C. 23.5"</div> <div>D. 20.5"</div> <div>E. 39"- 42.5"</div> 	<div>A. 17"</div> <div>B. 18"</div> <div>C. 18"</div> <div>D. 20.5"</div> <div>E. 33.5"</div> 		<div>A. 20.5"-28.5"</div> <div>B. 18"</div> <div>C. 18"</div> <div>D. 20.5"</div> <div>E. 46.5"</div> 	<div>A. 23.5"-33.5"</div> <div>B. 18"</div> <div>C. 18"</div> <div>D. 20.5"</div> <div>E. 51.5"</div> 	<div>DESIGN</div> <div>STYLEX</div> <div>BACK CONSTRUCTION</div> <div>BACKS CONSIST OF AN UPHOLSTERED COVER PULLED OVER AN ELASTOMERIC SUB-SURFACE ENCASEING A 5/8" STEEL ROD FRAME. ON THE FRONT SIDE, BETWEEN THE SUB-SURFACE AND THE UPHOLSTERY IS 1/2" OF RESILIENT FOAM.</div> <div>SEAT CONSTRUCTION</div> <div>SEATS INCORPORATE COMPOUND CURVE PLYWOOD COVERED WITH CUSHIONS OF CFC-FREE POLYURETHANE.</div>
<div>T-SHAPE ADJUSTABLE ARM OPTION</div> <div>A. OVERALL WIDTH</div> <div>B. DISTANCE BETWEEN ARMS</div> <div>C. ARM HEIGHT</div>	<div>A. 26"</div> <div>B. 19"</div> <div>C. 6.5"-9.5"</div> 	<div>A. 26"</div> <div>B. 19"</div> <div>C. 6.5"-9.5"</div> 			<div>A. 26"</div> <div>B. 19"</div> <div>C. 6.5"-9.5"</div> 	<div>A. 26"</div> <div>B. 19"</div> <div>C. 6.5"-9.5"</div> 	<div>ARMS</div> <div>HEIGHT-ADJUSTABLE AND FIXED HEIGHT T-ARMS HAVE PADS MADE FROM SELF-SKINNED URETHANE OVER A STEEL FRAME. FIXED HEIGHT CANTILEVER ARMS MAY BE BLACK POLYURETHANE, UPHOLSTERED, OR CAST ALUMINUM. ALUMINUM ARMS MAY BE POLISHED OR PAINTED WITH OR WITHOUT CAPS. CAPS MAY BE UPHOLSTERED OR BLACK PLASTIC.</div>
<div>T-SHAPE FIXED ARM OPTION</div> <div>A. OVERALL WIDTH</div> <div>B. DISTANCE BETWEEN ARMS</div> <div>C. ARM HEIGHT</div>	<div>A. 25.5"</div> <div>B. 19"</div> <div>C. 8.5"</div> 	<div>A. 25.5"</div> <div>B. 19"</div> <div>C. 8.5"</div> 	<div>A. 25.5"</div> <div>B. 19"</div> <div>C. 8.5"</div> 		<div>A. 25.5"</div> <div>B. 19"</div> <div>C. 8.5"</div> 	<div>A. 25.5"</div> <div>B. 19"</div> <div>C. 8.5"</div> 	<div>BASES</div> <div>THE STANDARD FIVE PRONG BASE IS BLACK GLASS-FILLED NYLON. AN OPTIONAL CAST ALUMINUM BASE IS AVAILABLE EITHER WITH HIGHLY POLISHED FINISH OR A CHOICE OF POWDER COAT FINISHES.</div>
<div>CANTILEVERED FIXED ARM OPTION</div> <div>A. OVERALL WIDTH</div> <div>B. DISTANCE BETWEEN ARMS</div> <div>C. ARM HEIGHT</div>	<div>A. 25"</div> <div>B. 21"</div> <div>C. 8.5"</div> 	<div>A. 25"</div> <div>B. 21"</div> <div>C. 8.5"</div> 	<div>A. 25"</div> <div>B. 21"</div> <div>C. 8.5"</div> 		<div>A. 25"</div> <div>B. 21"</div> <div>C. 8.5"</div> 	<div>A. 25"</div> <div>B. 21"</div> <div>C. 8.5"</div> 	<div>CASTERS</div> <div>OPTIONAL RUBBER-TIRED CASTERS MUST BE USED ON HARD FLOORS SUCH AS WOOD, LINOLEUM OR CONCRETE. PLEASE BE SURE TO SPECIFY RUBBER-TIRED CASTERS FOR THESE APPLICATIONS.</div>
<div>FIXED ARM OPTION</div> <div>A. OVERALL WIDTH</div> <div>B. DISTANCE BETWEEN ARMS</div> <div>C. ARM HEIGHT</div>	<div>A. 24"</div> <div>B. 20"</div> <div>C. 8.5"</div> 	<div>A. 24"</div> <div>B. 20"</div> <div>C. 8.5"</div> 	<div>A. 24"</div> <div>B. 20"</div> <div>C. 8.5"</div> 		<div>A. 24"</div> <div>B. 20"</div> <div>C. 8.5"</div> 	<div>A. 24"</div> <div>B. 20"</div> <div>C. 8.5"</div> 	<div>TESTING</div> <div>MANUFACTURED TO COMPLY WITH ANSI/BIFMA X5.1 GENERAL OFFICE CHAIR TESTS.</div> <div>ENVIRONMENT</div> <div>GREENGUARD CERTIFIED.</div>

insight upholstered back swivel  GENERAL ENVIRONMENT							DESCRIPTION	C.O.M.  C.O.L.		FABRIC UPHOLSTERY GRADES	C.O.M.  C.O.L.		LEATHER UPHOLSTERY GRADES										
SERIES	STYLE	SIZE	CONTROL	ARMS	YDG.	SQ.FT.		A	B		C	D		E	F	G	H	I	J	W	X	Y	
	MEDIUM BACK																						
	IN	2	6	10	00	ARMLESS	1.6	28	688	741	793	844	897	951	1,006	1,072	1,137	1,210	1,118	1,206	1,418		
	IN	2	6	10	59	ADJUSTABLE HEIGHT, BLACK, URETHANE CAP	1.6	28	833	886	938	988	1,042	1,096	1,151	1,217	1,282	1,355	1,263	1,351	1,563		
	IN	2	6	10	69	ADJUSTABLE HEIGHT, CHROME, URETHANE CAP	1.6	28	844	896	948	999	1,053	1,106	1,161	1,228	1,293	1,365	1,273	1,361	1,573		
	IN	2	6	10	79	FIXED HEIGHT, BLACK, URETHANE CAP	1.6	28	823	876	927	978	1,032	1,086	1,141	1,207	1,272	1,344	1,252	1,340	1,553		
	IN	2	6	10	51	FIXED HEIGHT C-ARM, BLACK URETHANE	1.6	28	833	886	938	988	1,042	1,096	1,151	1,217	1,282	1,355	1,263	1,351	1,563		
	IN	2	6	10	54/64	C-ARM, PAINTED OR POLISHED ALUMINUM	1.6	28	947	1,000	1,052	1,102	1,156	1,210	1,265	1,331	1,396	1,469	1,377	1,465	1,677		
	IN	2	6	10	55/65	C-ARM, PAINTED OR POLISHED, PLASTIC CAP	1.6	28	973	1,026	1,077	1,128	1,182	1,236	1,291	1,357	1,422	1,495	1,402	1,490	1,703		
	IN	2	6	10	56/66	C-ARM, PAINTED OR POLISHED, UPHOLSTERED CAP	1.6	28	999	1,052	1,103	1,154	1,208	1,262	1,317	1,383	1,448	1,520	1,428	1,516	1,728		
	IN	2	6	10	57	FIXED HEIGHT C-ARM, FULLY UPHOLSTERED		35			1,181								1,619	1,736	2,016		
	IN	2	6	10	21	FIXED ARM WITH URETHANE CAP	1.6	28	812	865	917	968	1,022	1,075	1,130	1,196	1,262	1,334	1,242	1,330	1,542		
	IN	2	6	10	31	FIXED CHROME ARM WITH URETHANE CAP	1.6	28	833	886	938	988	1,042	1,096	1,151	1,217	1,282	1,355	1,263	1,351	1,563		
	HIGH BACK																						
	IN	2	8	10	00	ARMLESS	1.8	30	714	774	831	889	949	1,010	1,072	1,147	1,219	1,301	1,180	1,278	1,506		
	IN	2	8	10	59	ADJUSTABLE HEIGHT, BLACK, URETHANE CAP	1.8	30	859	919	976	1,034	1,094	1,155	1,217	1,292	1,364	1,446	1,325	1,423	1,651		
	IN	2	8	10	69	ADJUSTABLE HEIGHT, CHROME, URETHANE CAP	1.8	30	869	929	986	1,044	1,104	1,165	1,228	1,302	1,374	1,456	1,335	1,433	1,661		
	IN	2	8	10	79	FIXED HEIGHT, BLACK, URETHANE CAP	1.8	30	849	909	966	1,024	1,084	1,145	1,207	1,281	1,353	1,436	1,314	1,413	1,640		
	IN	2	8	10	51	FIXED HEIGHT C-ARM, BLACK URETHANE	1.8	30	859	919	976	1,034	1,094	1,155	1,217	1,292	1,364	1,446	1,325	1,423	1,651		
	IN	2	8	10	54/64	C-ARM, PAINTED OR POLISHED ALUMINUM	1.8	30	973	1,033	1,090	1,148	1,208	1,269	1,331	1,406	1,478	1,560	1,439	1,537	1,765		
	IN	2	8	10	55/65	C-ARM, PAINTED OR POLISHED, PLASTIC CAP	1.8	30	968	1,028	1,085	1,143	1,203	1,264	1,326	1,400	1,473	1,555	1,433	1,532	1,760		
	IN	2	8	10	56/66	C-ARM, PAINTED OR POLISHED, UPHOLSTERED CAP	1.8	30	1,025	1,085	1,142	1,200	1,260	1,321	1,383	1,457	1,530	1,611	1,490	1,589	1,816		
	IN	2	8	10	57	FIXED HEIGHT C-ARM, FULLY UPHOLSTERED		37			1,220								1,681	1,808	2,104		
	IN	2	8	10	21	FIXED ARM WITH URETHANE CAP	1.8	30	838	898	955	1,013	1,073	1,134	1,196	1,271	1,343	1,425	1,304	1,402	1,630		
	IN	2	8	10	31	FIXED CHROME ARM WITH URETHANE CAP	1.8	30	859	919	976	1,034	1,094	1,155	1,217	1,292	1,364	1,446	1,325	1,423	1,651		

TO ORDER FOLLOW STEPS 1-6

1	SERIES/STYLE/SIZE	2	CONTROLS/FUNCTION	3	ARM CHOICES	4	OPTIONS	5	FINISH CHOICES	6	COVER
---	-------------------	---	-------------------	---	-------------	---	---------	---	----------------	---	-------

IN 26

UPHOLSTERED MEDIUM BACK

SEAT: MEDIUM

20.5"W X 18.5"D

BACK: MEDIUM

20"H X 20.5"W

IN 28

UPHOLSTERED HIGH BACK

SEAT: MEDIUM

20.5"W X 18.5"D

BACK: HIGH

24"H X 20.5"W

10

CENTER PIVOT TILT

ADJUSTMENTS: PNEUMATIC

SEAT HEIGHT, TILT TENSION,

TILT LOCK OUT

00

ARMLESS

21

FIXED HEIGHT ARMS

WITH URETHANE

ARM CAPS

31

FIXED HEIGHT CHROME

ARMS WITH URETHANE

ARM CAPS

59

ADJUSTABLE HEIGHT ARM,

BLACK, URETHANE CAP

69

ADJUSTABLE HEIGHT ARM,

CHROME, URETHANE CAP

79

FIXED HEIGHT T-ARMS

BLACK, URETHANE CAP

51

FIXED HEIGHT C-ARM,

BLACK URETHANE

54

FIXED HEIGHT C-ARM,

PAINTED ALUMINUM

64

FIXED HEIGHT C-ARM

POLISHED ALUMINUM

55

FIXED HEIGHT C-ARM,

PAINTED ALUMINUM

WITH PLASTIC CAP

65

FIXED HEIGHT C-ARM,

POLISHED ALUMINUM

WITH PLASTIC CAPS

56

FIXED HEIGHT C-ARM,

PAINTED ALUMINUM

WITH UPHOLSTERED CAP

66

FIXED HEIGHT C-ARM,

POLISHED ALUMINUM

WITH UPHOLSTERED CAP

57

FIXED HEIGHT C-ARM,

UPHOLSTERED

NOTE: COMS, COLS AND

IN-GRADED FABRICS MUST BE

APPROVED SPECIFICALLY FOR

UPHOLSTERED ARM CAPS.

R

RUBBER TIRED CASTERS +26

GL

GLIDE SUBSTITUTION +00

CT

CONTRASTING THREAD +00

B22

PAINTED CAST

ALUMINUM BASE +114

B23

POLISHED CAST

ALUMINUM BASE +114

CU

COORDINATED

UPHOLSTERY\* +26

\*COORDINATED UPHOLSTERY

THESE CHAIRS MAY BE ORDERED

WITH COORDINATED UPHOL-

STERY, AS OPPOSED TO STAND-

ARD MATCHING UPHOLSTERY,

ON SEATS AND BACKS. PLEASE

CONTACT CUSTOMER SERVICE

FOR DETAILS.

STANDARD POWDER PAINT

TB TEXTURED BLACK

TG TEXTURED GRAY\*

TK TEXTURED KHAKI\*

TP TEXTURED PEWTER\*

SM SILVER MATTE\*

GB GLOSSY BLACK\*

GW GLOSSY WHITE\*

WW WARM WHITE\*

\* THE FINISH SELECTION WILL BE

APPLIED TO THE ALUMINUM BASE

AND/OR ARMS PER THE MODEL

CODES.

DOUBLE COAT POWDER PAINT\*

MS METALLIC SILVER

MD METALLIC DUSK

MF METALLIC FIELDSTONE

MB METALLIC BRONZE

\* INCLUDES A PROTECTIVE

CLEAR COAT

THE FINISH SELECTION WILL BE

APPLIED TO THE ALUMINUM BASE

AND/OR ARMS PER THE MODEL

CODES.

POLISHED ARMS CAN BE ORDERED

WITH A PAINTED BASE OR VICE

VERSA BY DESIGNATING ONE

COMPONENT FOR PAINTED FINISH

AND THE OTHER AS POLISHED.

SEE SWATCH CARDS FOR

STANDARD UPHOLSTERY

OPTIONS.

SEE GENERAL INFORMA-

TION SECTION FOR

DETAILS ON COM AND





IN-GRADED FABRIC

PROGRAM.















SEE GENERAL INFORMA-

TION SECTION FOR CAL


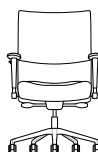

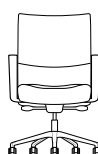

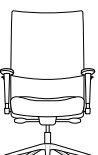
133 INFORMATION.

insight upholstered back swivel  CONFERENCE - LIGHT TASK							DESCRIPTION	C.O.M.	C.O.L.	FABRIC UPHOLSTERY GRADES	C.O.M.	C.O.L.											LEATHER UPHOLSTERY GRADES
SERIES	STYLE	SIZE	CONTROL	ARMS	YDG. SQ.FT.		A	B	C	D	E	F	G	H	I	J	W	X	Y				
	MEDIUM BACK																						
	IN	2	6	16	00	ARMLESS	1.6	28	761	814	865	916	970	1,024	1,078	1,145	1,210	1,282	1,190	1,278	1,490		
	IN	2	6	16	59	ADJUSTABLE HEIGHT, BLACK, URETHANE CAP	1.6	28	906	958	1,010	1,061	1,115	1,169	1,223	1,290	1,355	1,427	1,335	1,423	1,635		
	IN	2	6	16	69	ADJUSTABLE HEIGHT, CHROME, URETHANE CAP	1.6	28	916	969	1,021	1,071	1,125	1,179	1,234	1,300	1,365	1,438	1,346	1,433	1,646		
	IN	2	6	16	79	FIXED HEIGHT, BLACK, URETHANE CAP	1.6	28	895	948	1,000	1,051	1,104	1,158	1,213	1,279	1,344	1,417	1,325	1,413	1,625		
	IN	2	6	16	51	FIXED HEIGHT C-ARM, BLACK URETHANE	1.6	28	906	958	1,010	1,061	1,115	1,169	1,223	1,290	1,355	1,427	1,335	1,423	1,635		
	IN	2	6	16	54/64	C-ARM, PAINTED OR POLISHED ALUMINUM	1.6	28	1,019	1,072	1,124	1,175	1,229	1,282	1,337	1,403	1,469	1,541	1,449	1,537	1,749		
	IN	2	6	16	55/65	C-ARM, PAINTED OR POLISHED, PLASTIC CAP	1.6	28	1,045	1,098	1,150	1,201	1,254	1,308	1,363	1,429	1,495	1,567	1,475	1,563	1,775		
	IN	2	6	16	56/66	C-ARM, PAINTED OR POLISHED, UPHOLSTERED CAP	1.6	28	1,071	1,124	1,176	1,226	1,280	1,334	1,389	1,455	1,520	1,593	1,501	1,589	1,801		
	IN	2	6	16	57	FIXED HEIGHT C-ARM, FULLY UPHOLSTERED		35			1,253								1,691	1,808	2,089		
	IN	2	6	16	21	FIXED ARM WITH URETHANE CAP	1.6	28	885	938	989	1,040	1,094	1,148	1,203	1,269	1,334	1,407	1,314	1,402	1,615		
	IN	2	6	16	31	FIXED CHROME ARM WITH URETHANE CAP	1.6	28	906	958	1,010	1,061	1,115	1,169	1,223	1,290	1,355	1,427	1,335	1,423	1,635		
	HIGH BACK																						
	IN	2	8	16	00	ARMLESS	1.8	30	787	847	904	962	1,022	1,083	1,145	1,219	1,292	1,373	1,252	1,351	1,578		
	IN	2	8	16	59	ADJUSTABLE HEIGHT, BLACK, URETHANE CAP	1.8	30	932	992	1,048	1,106	1,166	1,228	1,290	1,364	1,437	1,518	1,397	1,496	1,723		
	IN	2	8	16	69	ADJUSTABLE HEIGHT, CHROME, URETHANE CAP	1.8	30	942	1,002	1,059	1,117	1,177	1,238	1,300	1,374	1,447	1,529	1,408	1,506	1,734		
	IN	2	8	16	79	FIXED HEIGHT, BLACK, URETHANE CAP	1.8	30	921	981	1,038	1,096	1,156	1,217	1,279	1,354	1,426	1,508	1,387	1,485	1,713		
	IN	2	8	16	51	FIXED HEIGHT C-ARM, BLACK URETHANE	1.8	30	932	992	1,048	1,106	1,166	1,228	1,290	1,364	1,437	1,518	1,397	1,496	1,723		
	IN	2	8	16	54/64	C-ARM, PAINTED OR POLISHED ALUMINUM	1.8	30	1,045	1,105	1,162	1,220	1,280	1,341	1,403	1,478	1,550	1,632	1,511	1,609	1,837		
	IN	2	8	16	55/65	C-ARM, PAINTED OR POLISHED, PLASTIC CAP	1.8	30	1,071	1,131	1,188	1,246	1,306	1,367	1,429	1,504	1,576	1,658	1,537	1,635	1,863		
	IN	2	8	16	56/66	C-ARM, PAINTED OR POLISHED, UPHOLSTERED CAP	1.8	30	1,097	1,157	1,214	1,272	1,332	1,393	1,455	1,530	1,602	1,684	1,563	1,661	1,889		
	IN	2	8	16	57	FIXED HEIGHT C-ARM, FULLY UPHOLSTERED		37			1,293								1,753	1,881	2,177		
	IN	2	8	16	21	FIXED ARM WITH URETHANE CAP	1.8	30	911	971	1,028	1,086	1,146	1,207	1,269	1,343	1,416	1,498	1,377	1,475	1,703		
	IN	2	8	16	31	FIXED CHROME ARM WITH URETHANE CAP	1.8	30	932	992	1,048	1,106	1,166	1,228	1,290	1,364	1,437	1,518	1,397	1,496	1,723		

TO ORDER FOLLOW STEPS 1-6

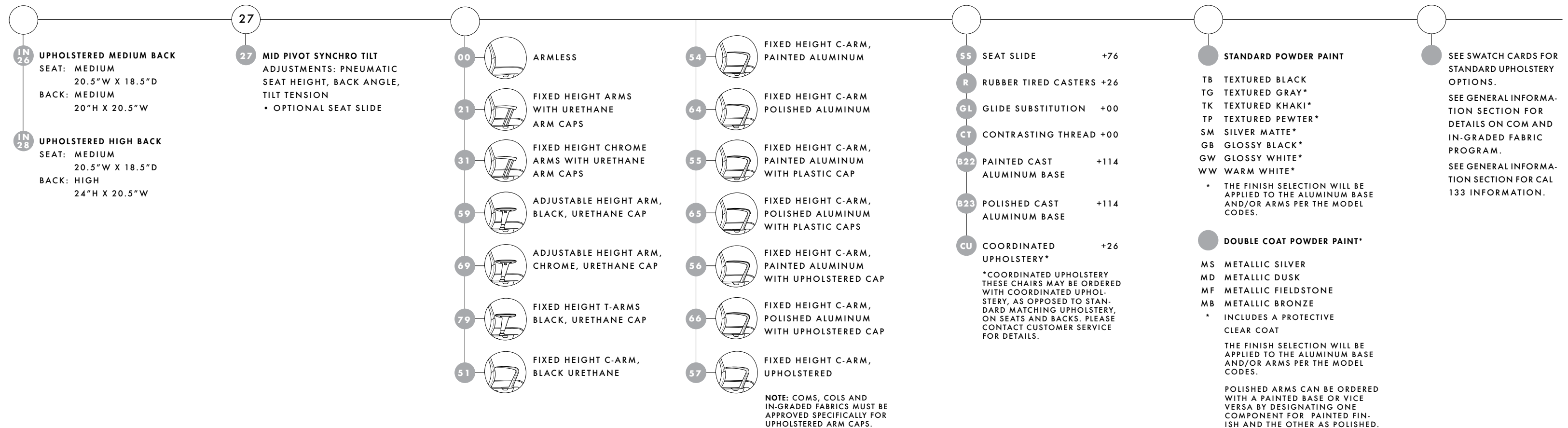
1	SERIES/STYLE/SIZE	2	CONTROLS/FUNCTION	3	ARM CHOICES	4	OPTIONS	5	FINISH CHOICES	6	COVER
<div>IN 26</div>	UPHOLSTERED MEDIUM BACK SEAT: MEDIUM 20.5"W X 18.5"D BACK: MEDIUM 20"H X 20.5"W	<div>16</div>	MID PIVOT TILT ADJUSTMENTS: PNEUMATIC SEAT HEIGHT, TILT TENSION, TILT LOCK	<div>00</div> <div></div> ARMLESS	<div>54</div> <div></div> FIXED HEIGHT C-ARM, PAINTED ALUMINUM	<div>R</div> RUBBER TIRED CASTERS +26	<div>GL</div> GLIDE SUBSTITUTION +00	<div>TB</div> TEXTURED BLACK	<div>SEE SWATCH CARDS FOR STANDARD UPHOLSTERY OPTIONS.</div>		
<div>IN 28</div>	UPHOLSTERED HIGH BACK SEAT: MEDIUM 20.5"W X 18.5"D BACK: HIGH 24"H X 20.5"W			<div>21</div> <div></div> FIXED HEIGHT ARMS WITH URETHANE ARM CAPS	<div>64</div> <div></div> FIXED HEIGHT C-ARM POLISHED ALUMINUM	<div>CT</div> CONTRASTING THREAD +00	<div>CT</div> CONTRASTING THREAD +00	<div>TK</div> TEXTURED KHAKI*	SEE GENERAL INFORMA- TION SECTION FOR DETAILS ON COM AND IN-GRADED FABRIC PROGRAM.		
				<div>31</div> <div></div> FIXED HEIGHT CHROME ARMS WITH URETHANE ARM CAPS	<div>55</div> <div></div> FIXED HEIGHT C-ARM, PAINTED ALUMINUM WITH PLASTIC CAP	<div>B22</div> PAINTED CAST +114 ALUMINUM BASE	<div>B22</div> PAINTED CAST +114 ALUMINUM BASE	<div>GB</div> GLOSSY BLACK*	SEE GENERAL INFORMA- TION SECTION FOR CAL 133 INFORMATION.		
				<div>59</div> <div></div> ADJUSTABLE HEIGHT ARM, BLACK, URETHANE CAP	<div>65</div> <div></div> FIXED HEIGHT C-ARM, POLISHED ALUMINUM WITH PLASTIC CAPS	<div>B23</div> POLISHED CAST +114 ALUMINUM BASE	<div>B23</div> POLISHED CAST +114 ALUMINUM BASE	<div>GW</div> GLOSSY WHITE*			
				<div>69</div> <div></div> ADJUSTABLE HEIGHT ARM, CHROME, URETHANE CAP	<div>56</div> <div></div> FIXED HEIGHT C-ARM, PAINTED ALUMINUM WITH UPHOLSTERED CAP	<div>CU</div> COORDINATED +26 UPHOLSTERY*	<div>CU</div> COORDINATED +26 UPHOLSTERY*	<div>WW</div> WARM WHITE*			
				<div>79</div> <div></div> FIXED HEIGHT T-ARMS BLACK, URETHANE CAP	<div>66</div> <div></div> FIXED HEIGHT C-ARM, POLISHED ALUMINUM WITH UPHOLSTERED CAP	<div>*COORDINATED UPHOLSTERY THESE CHAIRS MAY BE ORDERED WITH COORDINATED UPHOL- STERY, AS OPPOSED TO STAN- DARD MATCHING UPHOLSTERY, ON SEATS AND BACKS. PLEASE CONTACT CUSTOMER SERVICE FOR DETAILS.</div>	<div>*COORDINATED UPHOLSTERY THESE CHAIRS MAY BE ORDERED WITH COORDINATED UPHOL- STERY, AS OPPOSED TO STAN- DARD MATCHING UPHOLSTERY, ON SEATS AND BACKS. PLEASE CONTACT CUSTOMER SERVICE FOR DETAILS.</div>	<div>* THE FINISH SELECTION WILL BE APPLIED TO THE ALUMINUM BASE AND/OR ARMS PER THE MODEL CODES.</div>			
				<div>51</div> <div></div> FIXED HEIGHT C-ARM, BLACK URETHANE	<div>57</div> <div></div> FIXED HEIGHT C-ARM, UPHOLSTERED			<div>DOUBLE COAT POWDER PAINT*</div>			
					<div>NOTE: COMS, COLS AND IN-GRADED FABRICS MUST BE APPROVED SPECIFICALLY FOR UPHOLSTERED ARM CAPS.</div>			<div>MS</div> METALLIC SILVER			
								<div>MD</div> METALLIC DUSK			
								<div>MF</div> METALLIC FIELDSTONE			
								<div>MB</div> METALLIC BRONZE			
								<div>* INCLUDES A PROTECTIVE CLEAR COAT</div>			
								<div>THE FINISH SELECTION WILL BE APPLIED TO THE ALUMINUM BASE AND/OR ARMS PER THE MODEL CODES.</div>			
								<div>POLISHED ARMS CAN BE ORDERED WITH A PAINTED BASE OR VICE VERSA BY DESIGNATING ONE COMPONENT FOR PAINTED FIN- ISH AND THE OTHER AS POLISHED.</div>			

**insight**  
**upholstered back**  
**swivel**  
**VARIABLE TASK**









insight upholstered back swivel  VARIABLE TASK							DESCRIPTION			FABRIC UPHOLSTERY GRADES			LEATHER UPHOLSTERY GRADES									
SERIES	STYLE	SIZE	CONTROL	ARMS	YDG. SQ.FT.			A	B	C	D	E	F	G	H	I	J	W	X	Y		
		MEDIUM BACK																				
		IN	2	6	27	00	ARMLESS	1.6	28	833	886	938	988	1,042	1,096	1,151	1,217	1,282	1,355	1,263	1,351	1,563
		IN	2	6	27	59	ADJUSTABLE HEIGHT, BLACK, URETHANE CAP	1.6	28	978	1,031	1,083	1,133	1,187	1,241	1,296	1,362	1,427	1,500	1,408	1,496	1,708
		IN	2	6	27	69	ADJUSTABLE HEIGHT, CHROME, URETHANE CAP	1.6	28	988	1,041	1,093	1,144	1,197	1,251	1,306	1,372	1,438	1,510	1,418	1,506	1,718
		IN	2	6	27	79	FIXED HEIGHT, BLACK, URETHANE CAP	1.6	28	968	1,021	1,072	1,123	1,177	1,231	1,285	1,352	1,417	1,489	1,397	1,485	1,697
		IN	2	6	27	51	FIXED HEIGHT C-ARM, BLACK URETHANE	1.6	28	978	1,031	1,083	1,133	1,187	1,241	1,296	1,362	1,427	1,500	1,408	1,496	1,708
		IN	2	6	27	54/64	C-ARM, PAINTED OR POLISHED ALUMINUM	1.6	28	1,092	1,145	1,196	1,247	1,301	1,355	1,410	1,476	1,541	1,614	1,521	1,609	1,822
		IN	2	6	27	55/65	C-ARM, PAINTED OR POLISHED, PLASTIC CAP	1.6	28	1,118	1,171	1,222	1,273	1,327	1,381	1,436	1,502	1,567	1,639	1,547	1,635	1,847
		IN	2	6	27	56/66	C-ARM, PAINTED OR POLISHED, UPHOLSTERED CAP	1.6	28	1,144	1,196	1,248	1,299	1,353	1,407	1,461	1,528	1,593	1,665	1,573	1,661	1,873
		IN	2	6	27	57	FIXED HEIGHT C-ARM, FULLY UPHOLSTERED		35			1,326								1,764	1,881	2,161
		IN	2	6	27	21	FIXED ARM WITH URETHANE CAP	1.6	28	957	1,010	1,062	1,113	1,166	1,220	1,275	1,341	1,407	1,479	1,387	1,475	1,687
		IN	2	6	27	31	FIXED CHROME ARM WITH URETHANE CAP	1.6	28	978	1,031	1,083	1,133	1,187	1,241	1,296	1,362	1,427	1,500	1,408	1,496	1,708
		HIGH BACK																				
		IN	2	8	27	00	ARMLESS	1.8	30	859	919	976	1,034	1,094	1,155	1,217	1,292	1,364	1,446	1,325	1,423	1,651
		IN	2	8	27	59	ADJUSTABLE HEIGHT, BLACK, URETHANE CAP	1.8	30	1,004	1,064	1,121	1,179	1,239	1,300	1,362	1,437	1,509	1,591	1,470	1,568	1,796
		IN	2	8	27	69	ADJUSTABLE HEIGHT, CHROME, URETHANE CAP	1.8	30	1,014	1,074	1,131	1,189	1,249	1,310	1,372	1,447	1,519	1,601	1,480	1,578	1,806
		IN	2	8	27	79	FIXED HEIGHT, BLACK, URETHANE CAP	1.8	30	994	1,054	1,111	1,169	1,229	1,290	1,352	1,426	1,499	1,580	1,459	1,558	1,785
		IN	2	8	27	51	FIXED HEIGHT C-ARM, BLACK URETHANE	1.8	30	1,004	1,064	1,121	1,179	1,239	1,300	1,362	1,437	1,509	1,591	1,470	1,568	1,796
		IN	2	8	27	54/64	C-ARM, PAINTED OR POLISHED ALUMINUM	1.8	30	1,118	1,178	1,235	1,293	1,353	1,414	1,476	1,550	1,623	1,705	1,584	1,682	1,910
		IN	2	8	27	55/65	C-ARM, PAINTED OR POLISHED, PLASTIC CAP	1.8	30	1,144	1,204	1,261	1,319	1,379	1,440	1,502	1,576	1,649	1,731	1,609	1,708	1,935
		IN	2	8	27	56/66	C-ARM, PAINTED OR POLISHED, UPHOLSTERED CAP	1.8	30	1,170	1,230	1,287	1,344	1,404	1,466	1,528	1,602	1,675	1,756	1,635	1,734	1,961
		IN	2	8	27	57	FIXED HEIGHT C-ARM, FULLY UPHOLSTERED		37			1,365								1,826	1,953	2,249
		IN	2	8	27	21	FIXED ARM WITH URETHANE CAP	1.8	30	983	1,043	1,100	1,158	1,218	1,279	1,341	1,416	1,488	1,570	1,449	1,547	1,775
		IN	2	8	27	31	FIXED CHROME ARM WITH URETHANE CAP	1.8	30	1,004	1,064	1,121	1,179	1,239	1,300	1,362	1,437	1,509	1,591	1,470	1,568	1,796

**TO ORDER FOLLOW STEPS 1-6**

1	SERIES/STYLE/SIZE	2	CONTROLS/FUNCTION	3	ARM CHOICES	4	OPTIONS	5	FINISH CHOICES	6	COVER
---	-------------------	---	-------------------	---	-------------	---	---------	---	----------------	---	-------





insight upholstered back						DESCRIPTION			FABRIC UPHOLSTERY GRADES											LEATHER UPHOLSTERY GRADES		
GUEST SEATING							C.O.M.	C.O.L.		C.O.M.												
SERIES	STYLE	SIZE	CONTROL	ARMS	YDG. SQ.FT.		A	B	C	D	E	F	G	H	I	J	W	X	Y			
 	MEDIUM BACK																					
	IN	2	5	00	00	ARMLESS	1.6	28	709	762	814	864	918	972	1,027	1,093	1,158	1,231	1,139	1,226	1,439	
 	IN	2	5	00	79	FIXED HEIGHT, BLACK, URETHANE CAP	1.6	28	844	896	948	999	1,053	1,106	1,161	1,228	1,293	1,365	1,273	1,361	1,573	
 	IN	2	5	00	51	FIXED HEIGHT C-ARM, BLACK URETHANE	1.6	28	854	907	958	1,009	1,063	1,117	1,172	1,238	1,303	1,376	1,283	1,371	1,584	
	IN	2	5	00	54/64	C-ARM, PAINTED OR POLISHED ALUMINUM	1.6	28	968	1,021	1,072	1,123	1,177	1,231	1,285	1,352	1,417	1,489	1,397	1,485	1,697	
	IN	2	5	00	55/65	C-ARM, PAINTED OR POLISHED, PLASTIC CAP	1.6	28	994	1,046	1,098	1,149	1,203	1,256	1,311	1,378	1,443	1,515	1,423	1,511	1,723	
	IN	2	5	00	56/66	C-ARM, PAINTED OR POLISHED, UPHOLSTERED CAP	1.6	28	1,019	1,072	1,124	1,175	1,229	1,282	1,337	1,403	1,469	1,541	1,449	1,537	1,749	
	IN	2	5	00	57	FIXED HEIGHT C-ARM, FULLY UPHOLSTERED		35			1,157								1,639	1,756	2,037	
 	IN	2	5	00	21	FIXED ARM WITH URETHANE CAP	1.6	28	833	886	938	988	1,042	1,096	1,151	1,217	1,282	1,355	1,263	1,351	1,563	
	IN	2	5	00	31	FIXED CHROME ARM WITH URETHANE CAP	1.6	28	854	907	958	1,009	1,063	1,117	1,172	1,238	1,303	1,376	1,283	1,371	1,584	

TO ORDER FOLLOW STEPS 1-5

1


SERIES/STYLE/SIZE

UPHOLSTERED MEDIUM BACK  
SEAT: MEDIUM  
20.5"W X 18.5"D  
BACK: MEDIUM  
18"H X 20.5"W

2


ARM CHOICES

00




ARMLESS

21




FIXED HEIGHT ARMS  
WITH URETHANE  
ARM CAPS

31




FIXED HEIGHT CHROME  
ARMS WITH URETHANE  
ARM CAPS

79




FIXED HEIGHT T-ARMS  
BLACK, URETHANE CAP

51



FIXED HEIGHT C-ARM,  
BLACK URETHANE

54




FIXED HEIGHT C-ARM,  
PAINTED ALUMINUM

3


OPTIONS

64




FIXED HEIGHT C-ARM  
POLISHED ALUMINUM

55




FIXED HEIGHT C-ARM,  
PAINTED ALUMINUM  
WITH PLASTIC CAP

65




FIXED HEIGHT C-ARM,  
POLISHED ALUMINUM  
WITH PLASTIC CAPS

56




FIXED HEIGHT C-ARM,  
PAINTED ALUMINUM  
WITH UPHOLSTERED CAP

66



FIXED HEIGHT C-ARM,  
POLISHED ALUMINUM  
WITH UPHOLSTERED CAP

57



FIXED HEIGHT C-ARM,  
UPHOLSTERED

CT

CONTRASTING THREAD

+00

CU

COORDINATED UPHOLSTERY\*

+26

\*COORDINATED UPHOLSTERY  
THESE CHAIRS MAY BE ORDERED  
WITH COORDINATED UPHOL-  
STERY, AS OPPOSED TO STAN-  
DARD MATCHING UPHOLSTERY,  
ON SEATS AND BACKS. PLEASE  
CONTACT CUSTOMER SERVICE  
FOR DETAILS.

4

FINISH CHOICES

PA

POLISHED ALUMINUM ARMS/CHROME BASE

+52

STANDARD POWDER PAINT

TB TEXTURED BLACK +00

TG TEXTURED GRAY +00

TK TEXTURED KHAKI +00

TP TEXTURED PEWTER +00

SM SILVER MATTE +00

GB GLOSSY BLACK +00

GW GLOSSY WHITE +00

WW WARM WHITE +00

DOUBLE COAT POWDER PAINT\*

MS METALLIC SILVER +26

MD METALLIC DUSK +26

MF METALLIC FIELDSTONE +26

MB METALLIC BRONZE +26

\* INCLUDES A PROTECTIVE  
CLEAR COAT







THE FINISH SELECTION WILL BE APPLIED TO THE  
ALUMINUM BASE AND/OR ARMS PER THE MODEL  
CODES.  
POLISHED ARMS CAN BE ORDERED WITH A  
PAINTED BASE OR VICE VERSA BY DESIGNATING  
ONE COMPONENT FOR PAINTED FINISH AND  
THE OTHER AS POLISHED.

5

COVER

SEE SWATCH CARDS FOR  
STANDARD UPHOLSTERY  
OPTIONS.  
SEE GENERAL INFORMA-  
TION SECTION FOR  
DETAILS ON COM AND  
IN-GRADED FABRIC  
PROGRAM.  
SEE GENERAL INFORMA-  
TION SECTION FOR CAL  
133 INFORMATION.

6

insight upholstered back swivel								DESCRIPTION	C.O.M. C.O.L.				FABRIC UPHOLSTERY GRADES				C.O.M. C.O.L.				LEATHER UPHOLSTERY GRADES							
GENERAL ENVIRONMENT DRAFTING																												
SERIES	STYLE	SIZE	CONTROL	CYLINDER	ARMS	YDG.SQ.FT.				A	B	C	D	E	F	G	H	I	J	W	X	Y						
		INTERMEDIATE DRAFTING HEIGHT																										
		IN	2	5	61	M	00	ARMLESS	1.6	28	758	810	862	913	967	1,021	1,075	1,142	1,207	1,279	1,187	1,275	1,487					
		IN	2	5	61	M	59	ADJUSTABLE HEIGHT, BLACK, URETHANE CAP	1.6	28	903	955	1,007	1,058	1,112	1,165	1,220	1,287	1,352	1,424	1,332	1,420	1,632					
		IN	2	5	61	M	69	ADJUSTABLE HEIGHT, CHROME, URETHANE CAP	1.6	28	913	966	1,017	1,068	1,122	1,176	1,231	1,297	1,362	1,435	1,342	1,430	1,643					
		IN	2	5	61	M	79	FIXED HEIGHT, BLACK, URETHANE CAP	1.6	28	892	945	997	1,047	1,101	1,155	1,210	1,276	1,341	1,414	1,322	1,410	1,622					
		IN	2	5	61	M	51	FIXED HEIGHT C-ARM, BLACK URETHANE	1.6	28	903	955	1,007	1,058	1,112	1,165	1,220	1,287	1,352	1,424	1,332	1,420	1,632					
		IN	2	5	61	M	54/64	C-ARM, PAINTED OR POLISHED ALUMINUM	1.6	28	1,016	1,069	1,121	1,172	1,225	1,279	1,334	1,400	1,466	1,538	1,446	1,534	1,746					
		IN	2	5	61	M	55/65	C-ARM, PAINTED OR POLISHED, PLASTIC CAP	1.6	28	1,042	1,095	1,147	1,197	1,251	1,305	1,360	1,426	1,491	1,564	1,472	1,560	1,772					
		IN	2	5	61	M	56/66	C-ARM, PAINTED OR POLISHED, UPHOLSTERED CAP	1.6	28	1,068	1,121	1,173	1,223	1,277	1,331	1,386	1,452	1,517	1,590	1,498	1,586	1,798					
		IN	2	5	61	M	57	FIXED HEIGHT C-ARM, FULLY UPHOLSTERED		35			1,250								1,688	1,805	2,086					
		IN	2	5	61	M	21	FIXED ARM WITH URETHANE CAP	1.6	28	882	935	986	1,037	1,091	1,145	1,200	1,266	1,331	1,403	1,311	1,399	1,611					
		IN	2	5	61	M	31	FIXED CHROME ARM WITH URETHANE CAP	1.6	28	903	955	1,007	1,058	1,112	1,165	1,220	1,287	1,352	1,424	1,332	1,420	1,632					
				FULL DRAFTING HEIGHT																								
				IN	2	5	61	H	00	ARMLESS	1.6	28	760	812	864	915	969	1,023	1,077	1,144	1,209	1,281	1,189	1,277	1,489			
IN	2			5	61	H	59	ADJUSTABLE HEIGHT, BLACK, URETHANE CAP	1.6	28	905	957	1,009	1,060	1,114	1,167	1,222	1,289	1,354	1,426	1,334	1,422	1,634					
IN	2			5	61	H	69	ADJUSTABLE HEIGHT, CHROME, URETHANE CAP	1.6	28	915	968	1,019	1,070	1,124	1,178	1,233	1,299	1,364	1,437	1,344	1,432	1,645					
IN	2			5	61	H	79	FIXED HEIGHT, BLACK, URETHANE CAP	1.6	28	894	947	999	1,049	1,103	1,157	1,212	1,278	1,343	1,416	1,324	1,412	1,624					
IN	2			5	61	H	51	FIXED HEIGHT C-ARM, BLACK URETHANE	1.6	28	905	957	1,009	1,060	1,114	1,167	1,222	1,289	1,354	1,426	1,334	1,422	1,634					
IN	2			5	61	H	54/64	C-ARM, PAINTED OR POLISHED ALUMINUM	1.6	28	1,018	1,071	1,123	1,174	1,228	1,281	1,336	1,402	1,468	1,540	1,448	1,536	1,748					
IN	2			5	61	H	55/65	C-ARM, PAINTED OR POLISHED, PLASTIC CAP	1.6	28	1,044	1,097	1,149	1,200	1,253	1,307	1,362	1,428	1,494	1,566	1,474	1,562	1,774					
IN	2			5	61	H	56/66	C-ARM, PAINTED OR POLISHED, UPHOLSTERED CAP	1.6	28	1,070	1,123	1,175	1,225	1,279	1,333	1,388	1,454	1,519	1,592	1,500	1,588	1,800					
IN	2			5	61	H	57	FIXED HEIGHT C-ARM, FULLY UPHOLSTERED		35			1,252								1,690	1,807	2,088					
IN	2			5	61	H	21	FIXED ARM WITH URETHANE CAP	1.6	28	884	937	988	1,039	1,093	1,147	1,202	1,268	1,333	1,406	1,313	1,401	1,614					
IN	2			5	61	H	31	FIXED CHROME ARM WITH URETHANE CAP	1.6	28	905	957	1,009	1,060	1,114	1,167	1,222	1,289	1,354	1,426	1,334	1,422	1,634					

TO ORDER FOLLOW STEPS 1-7

1

SERIES/STYLE/SIZE

IN25

UPHOLSTERED MEDIUM BACK  
SEAT: MEDIUM  
20.5"W X 18.5"D  
BACK: MEDIUM  
18"H X 20.5"W

2

CONTROLS/FUNCTION

61

BASIC SWIVEL  
ADJUSTMENTS:  
PNEUMATIC  
SEAT HEIGHT

3

CYLINDER

M

INTERMEDIATE HEIGHT

H

FULL HEIGHT

4

ARM CHOICES

00

ARMLESS

21

FIXED HEIGHT ARMS  
WITH URETHANE  
ARM CAPS

31

FIXED HEIGHT CHROME  
ARMS WITH URETHANE  
ARM CAPS

59

ADJUSTABLE HEIGHT ARM,  
BLACK, URETHANE CAP

69

ADJUSTABLE HEIGHT ARM,  
CHROME, URETHANE CAP

79

FIXED HEIGHT T-ARMS  
BLACK, URETHANE CAP

51

FIXED HEIGHT C-ARM,  
BLACK URETHANE

5

OPTIONS

54

FIXED HEIGHT C-ARM,  
PAINTED ALUMINUM

64

FIXED HEIGHT C-ARM  
POLISHED ALUMINUM

55

FIXED HEIGHT C-ARM,  
PAINTED ALUMINUM  
WITH PLASTIC CAP

65

FIXED HEIGHT C-ARM,  
POLISHED ALUMINUM  
WITH PLASTIC CAPS

56

FIXED HEIGHT C-ARM,  
PAINTED ALUMINUM  
WITH UPHOLSTERED CAP

66

FIXED HEIGHT C-ARM,  
POLISHED ALUMINUM  
WITH UPHOLSTERED CAP

57

FIXED HEIGHT C-ARM,  
UPHOLSTERED

R

RUBBER TIRED CASTERS +26

GL

GLIDE SUBSTITUTION +00

CT

CONTRASTING THREAD +00

B22

PAINTED CAST  
ALUMINUM BASE +114

B23

POLISHED CAST  
ALUMINUM BASE +114

CU

COORDINATED  
UPHOLSTERY\* +26

\*COORDINATED UPHOLSTERY  
THESE CHAIRS MAY BE ORDERED  
WITH COORDINATED UPHOL-  
STERY, AS OPPOSED TO STAN-  
DARD MATCHING UPHOLSTERY,  
ON SEATS AND BACKS. PLEASE  
CONTACT CUSTOMER SERVICE  
FOR DETAILS.

6

FINISH CHOICES

STANDARD POWDER PAINT

TB

TEXTURED BLACK

TG

TEXTURED GRAY\*

TK

TEXTURED KHAKI\*

TP

TEXTURED PEWTER\*

SM

SILVER MATTE\*

GB

GLOSSY BLACK\*

GW

GLOSSY WHITE\*

WW

WARM WHITE\*

\* THE FINISH SELECTION WILL  
BE APPLIED TO THE ALUMINUM  
BASE AND/OR ARMS PER THE  
MODEL CODES.

DOUBLE COAT POWDER PAINT\*

MS

METALLIC SILVER

MD

METALLIC DUSK

MF

METALLIC FIELDSTONE

MB

METALLIC BRONZE

\* INCLUDES A PROTECTIVE  
CLEAR COAT

THE FINISH SELECTION WILL BE  
APPLIED TO THE ALUMINUM BASE  
AND/OR ARMS PER THE MODEL  
CODES.

POLISHED ARMS CAN BE ORDERED  
WITH A PAINTED BASE OR VICE  
VERSA BY DESIGNATING ONE  
COMPONENT FOR PAINTED FIN-  
ISH AND THE OTHER AS POLISHED.

7

COVER

SEE SWATCH CARDS FOR  
STANDARD UPHOLSTERY  
OPTIONS.

SEE GENERAL INFORMAT-  
ION SECTION FOR  
DETAILS ON COM AND  
IN-GRADED FABRIC  
PROGRAM.

SEE GENERAL INFORMAT-  
ION SECTION FOR CAL  
133 INFORMATION.