

PRICES EFFECTIVE  
JANUARY 2011

S

T

Y

L

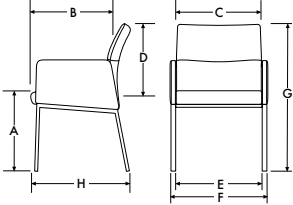
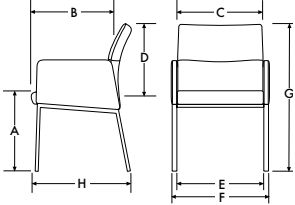
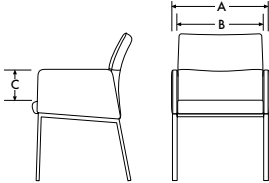
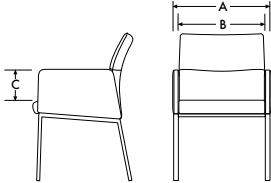
E

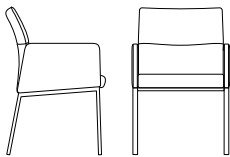

X







foundation

price list

<div> <div>foundation</div> <div> <div>PRODUCT INFORMATION</div> <div>APPLICATIONS:</div> <div>GUEST / CONFERENCE</div> </div> </div>	FULLY UPHOLSTERED	FULLY UPHOLSTERED		GENERAL INFORMATION
DIMENSIONS / OVERVIEW	GUEST	GUEST PLUS		
<div>GENERAL DIMENSIONS</div> <div> <div>A. SEAT HEIGHT</div> <div>B. SEAT DEPTH</div> <div>C. SEAT WIDTH</div> <div>D. BACK HEIGHT</div> <div>E. BACK WIDTH</div> <div>F. OVERALL WIDTH</div> <div>G. MAXIMUM OVERALL HEIGHT</div> <div>H. MAXIMUM OVERALL DEPTH</div> </div>	<div> <div>A. 18"</div> <div>B. 18.5"</div> <div>C. 20"</div> <div>D. 17"</div> <div>E. 20"</div> <div>F. 22.5"</div> <div>G. 33.5"</div> <div>H. 22.5"</div> </div> <div>  </div>	<div> <div>A. 18"</div> <div>B. 18.5"</div> <div>C. 21"</div> <div>D. 17"</div> <div>E. 21"</div> <div>F. 23.5"</div> <div>G. 33.5"</div> <div>H. 22.5"</div> </div> <div>  </div>		<div>DESIGN</div> <div>STYLEX</div> <div>CONSTRUCTION</div> <div> BACKS CONSIST OF AN UPHOLSTERED COVER PULLED OVER AN ELASTOMERIC SUB-SURFACE ENCASING A ½" STEEL ROD FRAME. ON THE FRONT SIDE, BETWEEN THE SUB-SURFACE AND THE UPHOLSTERY, IS ½" OF RESILIENT FOAM. ON THE BACK SIDE, THERE IS ¼" OF FOAM. </div> <div> SEATS INCORPORATE CARB-COMPLIANT PLYWOOD TOPPED WITH TWO LAYERS OF FOAM. THE BOTTOM LAYER IS ¾" HIGH-DENSITY FOAM WHICH IS THEN CAPPED WITH 1 ¼" MEDIUM-DENSITY FOAM. THE FOAM/PLYWOOD CONSTRUCTION IS OVERLAID WITH DACRON JUST BELOW THE SURFACE OF THE UPHOLSTERY FOR EXTRA COMFORT. </div> <div> ARMS CONSIST OF 1" OF CARB-COMPLIANT PLYWOOD THAT IS WRAPPED IN ¼" OF FOAM. </div>
<div>ARM DIMENSIONS</div> <div> <div>A. OVERALL WIDTH</div> <div>B. DISTANCE BETWEEN ARMS</div> <div>C. ARM HEIGHT</div> </div>	<div> <div>A. 22.5"</div> <div>B. 20"</div> <div>C. 7"</div> </div> <div>  </div>	<div> <div>A. 23.5"</div> <div>B. 21"</div> <div>C. 7"</div> </div> <div>  </div>		<div>FOUNDATION SITS ON FOUR 16-GAUGE, RECTANGULAR STEEL, TUBE LEGS THAT ARE ¾" X 1". LEGS ARE FINISHED WITH BLACK PLASTIC GLIDES.</div> <div>USE</div> <div>DESIGNED FOR INDOOR USE ONLY.</div> <div>TESTING</div> <div>MANUFACTURED TO COMPLY WITH ANSI/BIFMA X5.1 GENERAL OFFICE CHAIR TEST.</div> <div>ENVIRONMENT</div> <div>GREENGUARD CERTIFIED.</div>

foundation fully upholstered arms  GUEST / CONFERENCE			DESCRIPTION				FABRIC UPHOLSTERY GRADES										LEATHER UPHOLSTERY GRADES		
SERIES	FRAME	STYLE	FRAME FINISH	YDG.	SQ.FT.	A	B	C	D	E	F	G	H	I	J	W	X	Y	
 FULLY UPHOLSTERED ARMS, FOUR LEG GUEST FD 1 1			STANDARD POWDER	1.7	35	865	919	972	1,025	1,079	1,135	1,191	1,259	1,326	1,401	1,355	1,465	1,755	
			DOUBLE COAT POWDER	1.7	35	891	945	998	1,051	1,105	1,161	1,217	1,285	1,352	1,427	1,381	1,491	1,781	
			CHROME	1.7	35	945	999	1,052	1,105	1,159	1,215	1,271	1,339	1,406	1,481	1,435	1,545	1,835	
			SATIN CHROME	1.7	35	975	1,029	1,082	1,135	1,189	1,245	1,301	1,369	1,436	1,511	1,465	1,575	1,865	
 FULLY UPHOLSTERED ARMS, FOUR LEG GUEST PLUS FD 2 1			STANDARD POWDER	1.7	35	885	939	992	1,045	1,099	1,155	1,211	1,279	1,346	1,421	1,375	1,485	1,775	
			DOUBLE COAT POWDER	1.7	35	911	965	1,018	1,071	1,125	1,181	1,237	1,305	1,372	1,447	1,401	1,511	1,801	
			CHROME	1.7	35	965	1,019	1,072	1,125	1,179	1,235	1,291	1,359	1,426	1,501	1,455	1,565	1,855	
			SATIN CHROME	1.7	35	995	1,049	1,102	1,155	1,209	1,265	1,321	1,389	1,456	1,531	1,485	1,595	1,885	

TO ORDER FOLLOW STEPS 1-4

1	SERIES/FRAME/STYLE	2	OPTIONS	3	FINISH CHOICES	4	COVER
	FD 11 FOUNDATION GUEST FULLY UPHOLSTERED ARMS FOUR LEG		CT CONTRASTING THREAD +00		STANDARD POWDER PAINT  TB TEXTURED BLACK TG TEXTURED GRAY TK TEXTURED KHAKI TP TEXTURED PEWTER SM SILVER MATTE GB GLOSSY BLACK GW GLOSSY WHITE WW WARM WHITE  DOUBLE COAT POWDER PAINT*  MS METALLIC SILVER MD METALLIC DUSK MF METALLIC FIELDSTONE MB METALLIC BRONZE * INCLUDES A PROTECTIVE CLEAR COAT		REFER TO STYLEX SWATCH CARDS AND SEPARATELY PUBLISHED IN-GRADED FABRIC PROGRAM TO DETERMINE GRADES.  SEE GENERAL INFORMA- TION SECTION FOR CAL 133 INFORMATION.
	FD 21 FOUNDATION GUEST PLUS FULLY UPHOLSTERED ARMS FOUR LEG						
					CH BRIGHT CHROME		
					SC SATIN CHROME		