

OnCall[®]



sultans of speedSM

Time. It's important to you. It's important to us.

Fastest delivery in the industry. Bar none.

it fits

Your chair, your way. Visco elastic foam,
individual controls, and total flexibility.

Take a ride.

non-stop service

Our people make it happen. Every order,
every day. Complete and on time.

dream team

Knoll Textiles, Momentum, Spinneybeck.

We partner with the best to deliver
uncompromised design and value.

we get itSM

www.sitonit.net

OnCall.



Eye-catching design, ultimate comfort, maximum performance



Features

- The transitional look of OnCall makes it appropriate for a wide variety of applications and environments, including meeting, training, conference rooms, and break areas, as well as labs and educational environments. OnCall goes wherever it's needed.
- OnCall's $\frac{7}{16}$ -inch wire frame incorporates a wall saver into the design, minimizing potential scuffs and marks on walls. Maintain a pristine floor using OnCall's optional non-marring glides.
- OnCall's seat and back are molded from high-impact polypropylene for increased, long-lasting durability.
- The seat and back provide a generous fit. An ergonomically designed crossbar allows for plenty of under leg clearance.
- OnCall is offered in the latest designer colors, complimented by a black or chrome frame, and can be specified with upholstered pads for extra comfort.
- OnCall is a versatile performer and is available with an optional tablet arm and bookrack. Order these options with your chair or install them later.
- The lightweight OnCall stacking chair has a convenient back handhold for ease of transport and storage.
- OnCall stacks on the floor and on a convenient stacking cart, facilitating quick and easy transport and storage. The unique design of the OnCall stool allows both the arm and the armless models to stack as well, providing maximum flexibility.

Ganging options



Ganging (Arm-to-Arm)
Plastic gangers allow chairs to be easily ganged, maintaining consistent alignment.



Ganging (Armless-to-Armless)
Armless chairs may be ganged with equal ease, also allowing for alignment and efficient space planning.

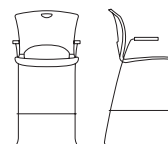
Statement of line

OnCall
90SB black frame
90SC chrome frame
90SB A37 black frame with arms
90SC A37 chrome frame with arms



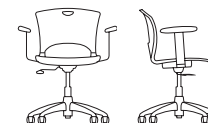
| | ARMLESS | WITH ARMS |
|----------------|----------|-----------|
| OVERALL WIDTH | 20 | 24 1/2 |
| OVERALL DEPTH | 22 1/2 | 22 1/2 |
| OVERALL HEIGHT | 31 | 31 |
| SEAT WIDTH | 18 | 18 |
| SEAT DEPTH | 17 1/2 | 17 1/2 |
| SEAT HEIGHT | 17 1/2 | 17 1/2 |
| BACK WIDTH | 19 1/2 | 19 1/2 |
| BACK HEIGHT | 15 | 15 |
| WEIGHT | 11.4 lbs | 14.2 lbs |

OnCall Stool
90SB S2 black frame
90SC S2 chrome frame
90SB A37 S2 black frame with arms
90SC A37 S2 chrome frame with arms



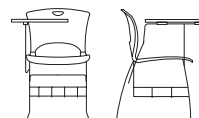
| | ARMLESS | WITH ARMS |
|----------------|----------|-----------|
| OVERALL WIDTH | 20 | 24 1/2 |
| OVERALL DEPTH | 23 | 23 |
| OVERALL HEIGHT | 43 1/2 | 43 1/2 |
| SEAT WIDTH | 18 | 18 |
| SEAT DEPTH | 17 1/2 | 17 1/2 |
| SEAT HEIGHT S2 | 29 1/2 | 29 1/2 |
| BACK WIDTH | 19 1/2 | 19 1/2 |
| BACK HEIGHT | 15 | 15 |
| WEIGHT | 21.2 lbs | 24 lbs |

OnCall Task
90TB basic armless
90TT swivel tilt armless
90TB A42 basic with arms
90TT A42 swivel tilt with arms



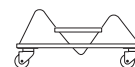
| | ARMLESS | WITH ARMS |
|----------------|-----------------|-----------------|
| OVERALL WIDTH | 26 | 26 |
| OVERALL DEPTH | 26 | 26 |
| OVERALL HEIGHT | 34 | 34 |
| SEAT WIDTH | 18 | 18 |
| SEAT DEPTH | 17 1/2 | 17 1/2 |
| SEAT HEIGHT | 16 1/2 - 20 1/2 | 16 1/2 - 20 1/2 |
| BACK WIDTH | 19 | 19 |
| BACK HEIGHT | 15 | 15 |
| WEIGHT | 25.2 lbs | 32.2 lbs |

OnCall Tablet Arm with Book Rack
90TLC BR tablet arm, left
90TRC BR tablet arm, right



| | |
|----------------|----------|
| OVERALL WIDTH | 21 1/2 |
| OVERALL DEPTH | 31 |
| OVERALL HEIGHT | 31 |
| SEAT WIDTH | 18 |
| SEAT DEPTH | 17 1/2 |
| SEAT HEIGHT | 17 1/2 |
| BACK WIDTH | 19 1/2 |
| BACK HEIGHT | 15 |
| WEIGHT | 26.4 lbs |

OnCall Stacking Cart
cart



| | CART | CART WITH 20 CHAIRS WITH ARMS | CART WITH 25 CHAIRS ARMLESS |
|----------------|------|-------------------------------|-----------------------------|
| OVERALL WIDTH | 26 | 26 | 26 |
| OVERALL LENGTH | 31 | 48 | 56 |
| OVERALL HEIGHT | 16 | 65 | 75 |

Dimensions are in inches

Note:
 For upholstered models, add 1/2-inch to overall depth, 1/2-inch to seat height, and 3lbs. to weight.



6415 Katella Avenue
 Suite 200
 Cypress, CA 90630

888 274-8664
 714 995-4855 fax
 sales@sitonit.net
 www.sitonit.net

Color options



Black BK **Blue BL**



Green GN **Grey GY**



Red RD **Yellow YW**