

glove™



## sultans of speed

Time. It's important to you. It's important to us.  
Fastest delivery in the industry. Bar none.

## it fits

Your chair, your way. Visco elastic foam,  
individual controls, and total flexibility.  
Take a ride.

## non-stop service

Our people make it happen. Every order,  
every day. Complete and on time.

## dream team

Spinneybeck, Knoll Textiles, Momentum.  
We partner with the best to deliver  
uncompromised design and value.

## we get it

[www.sitonit.net](http://www.sitonit.net)





**executive**


**guest**

**active**

**5-10 days**

**28 leathers**

glove™



## controls

knee tilt **k**



- A TENSION CONTROL WITH KNEE TILT** for a firmer or softer recline—the knee tilt keeps feet flat on the floor when reclining
- B TILT LOCK** locks your chair in an upright position for full tasking support
- C PNEUMATIC LIFT** easily adjusts to the perfect seat height

swivel tilt **t**



- A TENSION CONTROL** for a firmer or softer recline
- B TILT LOCK** locks your chair in an upright position for full tasking support
- C PNEUMATIC LIFT** easily adjusts to the perfect seat height

# comfort glove



# executive




executive  
highback

executive  
midback

executive  
guest

## controls

### multi-function **m**



- A TENSION CONTROL** for a firmer or softer recline
- B FORWARD TILT** puts you at the best task position
- C INFINITE TILT LOCK** locks your chair in any position and free floats when unlocked
- D PNEUMATIC LIFT** easily adjusts to the perfect seat height
- E ADJUSTABLE BACK HEIGHT** for custom lumbar support
- F ADJUSTABLE BACK ANGLE** adjusts the angle of the back to a desired position for a more personal fit
- G OPTIONAL SEAT DEPTH ADJUSTMENT** (not visible in photo) provides proper lumbar contact and lower body support

### advanced synchro **a**



- A TENSION CONTROL** for a firmer or softer recline—multiple settings allow fingertip adjustment
- B SYNCRHO TILT** opens the angle between the trunk and thighs to ensure correct posture and user comfort
- C PNEUMATIC LIFT** easily adjusts to the perfect seat height
- D ADJUSTABLE BACK HEIGHT** for custom lumbar support
- G OPTIONAL SEAT DEPTH ADJUSTMENT** (not visible in photo) provides proper lumbar contact and lower body support

### swivel tilt **t**



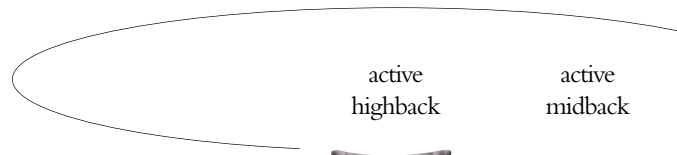
- A TENSION CONTROL** for a firmer or softer recline
- B TILT LOCK** locks your chair in an upright position for full tasking support
- C PNEUMATIC LIFT** easily adjusts to the perfect seat height



# glove

# energy

**active**




## features

- Glove is top quality leather seating available to ship in five to ten business days from receipt of order.
- A transitional design makes Glove the perfect companion for traditional or contemporary offices.
- Simple ergonomics with choice of controls meet executive, conference, and task applications--knee tilt provides reduced rise of front seat edge, swivel tilt allows easy reclining or upright tasking, advanced synchro features 24-hour-use performance.
- Maximum comfort and support are achieved by combining an ergonomically designed one piece shell and soft, highly resilient foam. Glove's ultra-soft seat design cradles for comfort and fit.
- Lower back area is relieved with Glove's built-in lumbar support and the waterfall seat promotes circulation.
- Full range of leathers from the extremely soft full top grain european leather to contract grade top grain domestic leather.
- Extreme performance ballistic nylon, optional on Glove's rear shell, provides the durability of an external plastic shell with high design appeal.


## statement of line

### glove executive highback 7542



w	24.5	sh	16.5-21
d	27	bw	22.75
h	48	bh	27
sw	20.5	wt	60 lbs
sd	20		

### glove executive midback 7541



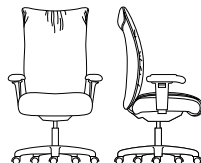
w	24.5	sh	16.5-21
d	27	bw	22.75
h	42	bh	21
sw	20.5	wt	54 lbs
sd	20		

### glove executive guest 7581



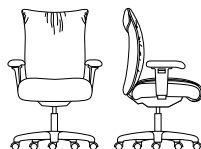
w	24.5	sh	18
d	29	bw	22.75
h	37.5	bh	21
sw	20.5	wt	51 lbs
sd	20		

### glove active highback 7532



w	27.75	sh	19-23.5
d	25	bw	23
h	46	bh	22.5
sw	19.75	wt	48 lbs
sd	18		

### glove active midback 7531




w	27.75	sh	19-23.5
d	25	bw	23
h	43	bh	19.5
sw	19.75	wt	46 lbs
sd	17		

w overall width  
d overall depth  
h overall height  
sw seat width  
sd seat depth

sh seat height with adjustment  
bw back width  
bh back height  
wt weight


## upholstery options

full leather or leather/vinyl combo  
*on Executive and Active*



- Choose all leather surfaces for ultimate luxury, or select specific models with leather/vinyl combinations.

leather & ballistic nylon  
*on Executive and Active*



- Contact surfaces feature luxurious leather. Back shell features black ballistic nylon for high caliber performance.

## base options

black resin  
*on Executive and Active*



- Black resin base features one piece reinforced construction for durability and a smooth ride.

aluminum  
*on Executive and Active*



- A sleek polished cast aluminum base endures years of wear and resists scratches and abrasion.

## arm options

adjustable pivot or multi-adjustable pivot  
*on Active*



- Features up to three adjustments for ultimate keyboard support.
  - Pad pivots 15°
  - 2.5" height adjustment
  - 2" width adjustment

executive loop  
*on Executive and Active*



- A fixed height, streamlined design, with a soft warm-to-the-touch urethane surface.



6415 Katella Avenue  
Suite 200  
Cypress, CA 90630

888 274-8664  
714 995-4855 fax  
sales@sitonit.net  
www.sitonit.net