

FEATURES

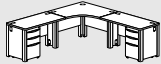
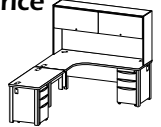
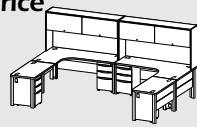
BENEFITS

FEATURES & BENEFITS

| | |
|---|--|
| Wide Variety of Shapes and Sizes | Allows creative and efficient space planning |
| Curvilinear-Shaped Worksurfaces | Provide interest and functional workspace |
| High-Pressure Laminate Tops in 17 Standard Color Options with Custom Color Option | Give design latitude and commercial-grade surfaces |
| Single Groove T-Mold | Stylish, durable edge with single-groove detail adding a pleasing aesthetic touch |
| Epoxy Powder Coat Painted Bases | Provide durability and resist scratches and marks |
| Connecting Bridge | Attach directly to adjacent worksurfaces meaning no side panels to interfere with leg movement or add unnecessary product cost |
| Integrated Wire Management | Surface and leg grommets, snap-on wire management trays and legs with lift-off covers allow a hidden flow of cords and cables |
| 2/3 or Full Height Modesty Panel Options on Modular Workstations | Suit individual user requirements and remove to provide easy access to wall outlets |
| Optional Power/Data Module | Provides access to power and data outlets |
| Privacy Panels | Feature a tackable surface on the user side and optional hang-on accessories |
| Locking Armoires | Provide extra storage |
| Four Hutch Styles | Suit individual user requirements |
| Endure Table Series | Attractively complements Endure modular furniture to create a powerful corporate image |
| ANSI/BIFMA Certified | Gives a competitive edge to the dealer in specs plus a safer work environment for users |

Competitive Analysis

Endure®

| | ABCO Endure | Mayline/Tiffany Generation II |
|---|-------------|-------------------------------|
| Configuration #1 List Price  | \$3,489 | \$3,466 |
| Configuration #2 List Price  | \$4,136 | \$4,749 |
| Configuration #3 List Price  | \$6,788 | \$8,355 |
| Average Difference from Endure® | | 15% |

| | | |
|--|---|--|
| Top Colors | 4 Solids 7 Woodgrains 6 Patterns | 5 Solids 6 Woodgrains 9 Patterns |
| Top Material | 1 1/4" High-Pressure Laminate | 1" High-Pressure Laminate |
| Edge Treatments | 4 Smooth T-Molds 4 Fluted T-Molds | 1 Fluted T-Mold (Black) with Color Insert |
| Grommets/Wire Pass-Throughs | Standard in Top, Legs and Modesty Panel | Standard in Top, Legs and Modesty Panel |
| Modesty Panels | Full Height 2/3 Height | Full Height |
| Half Foot Option | Yes | Yes |
| Paint Finishes | 7 | 12 |
| Hutch Configurations (Flipper Door–Under/Flipper Door–Over/Open) | Yes/Yes/Yes | No/Yes/Yes |
| Removable Leg Inserts/Wire Pass-Throughs | Standard Metal | Standard Metal with Configuration Starter Leg; Upcharge for Other Legs |
| Wire Management | Standard Full-Length Tray | Optional Full-Length Tray |
| Power/Data | Optional Power/Data Module; Modular Electrical System | N/A |