

Reception Park Specs



VENEERS:

- Exposed surfaces are A Grade Cherry, Walnut or Maple species.

WORKSURFACES:

- Tops feature a 3-ply balanced construction 1-1/4" thick top with flat-sliced bookmatched veneers in A select Cherry, Walnut or Maple.

CHASSIS CONSTRUCTION:

- Ultimate chassis stability through European dowel construction.
- Construction reinforced through brackets, screws and wood cleats.
- Levelers provide adjustable compensation for unlevel floors and are installed in anti-tear out components.

EDGE:

- Edges are banded with 3mm thick wood bands.

DRAWERS (LIFETIME WARRANTY):

- Drawer fronts are vertical grain bookmatched veneer.
- Drawers pass BIFMA 50,000 cycle test and have lifetime warranty.
- File drawer bottoms are glue block reinforced for heavy weight storage capacity and offer legal letter filing.
- Desk drawers feature dividers and utility tray.
- Drawer suspensions operate on steel ball bearing, zinc finish slides.
- Drawers have 100% extension for full drawer access.
- Pedestal locking is standard.

COUNTERTOP MATERIAL:

- Standard with veneer or laminate in wood grain or stone patterns.

PULL OPTIONS:

- Eleven pull styles available in either a matte nickel or black finish.

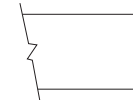
FINISH:

DAR•RAN now uses ENVI-UT, an environmental urethane top coat on all DAR•RAN Caseloads.

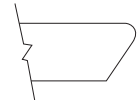
- Sprayed on 100% of DAR•RAN's caseloads (DB & OP) using the most advanced Plural Component Spray Technology.
- Exceptional hardness and clarity.
- Highly resistant to solvents and chemicals.
- Excellent UV inhibitors for maximum color resistance.
- Field Repairable.
- Standard with BAC•GUARD SILVER™ Anti-microbial additive – the latest in silver ion technology.
- Dynamic chamber emissions tested and certified compliant to ANSI/BIFMA X 7.1 Standard / LEED 4.5 Standard for low – VOC emitting Furniture.
- Finish features 10 step / 2 color process. (Contact Customer Service for sample)



EDGE PROFILES:

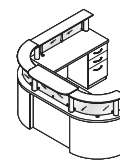


Top Edge Profile

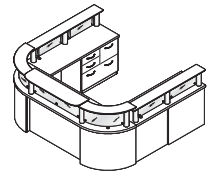


Counter Edge Profile

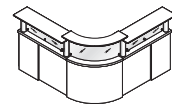
RECEPTION STYLES:



L Reception Station



U Reception Station



V Reception Station

MODESTY ENHANCEMENT OPTIONS:



Frosted
Acrylic

PULLS:



PL-101 Matte Black
PL-102 Matte Nickel



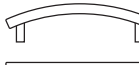
PL-103 Matte Black
PL-104 Matte Nickel



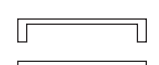
PL-105 Matte Black
PL-106 Matte Nickel




PL-110 Matte Black
PL-111 Matte Nickel



PL-112 Matte Black
PL-113 Matte Nickel



PL-115 Matte Black
PL-116 Matte Nickel



PL-210
Anodized Aluminum



PL-117 Matte Black
PL-118 Matte Nickel



DK-119 Matte Black
DK-120 Matte Nickel
(Use As Pull Or Knob)



DK-127 Matte Black
DK-132 Matte Nickel
(Use As Pull Or Knob)



DK-130 Matte Black
DK-131 Matte Nickel
(Use As Pull Or Knob)