

# S T Y L E X

PRICES EFFECTIVE  
JANUARY 2011

**s a v a**



**price list**

### **Balanced Tilt Mechanism**

The core of SAVA's ergonomics is its Balanced Tilt mechanism which has been engineered to accommodate men and women weighing between 90 and 275 lbs. When needed, adjustments are easy to find, understand and operate. The user's health is supported by an open seat to back angle and stress-free back movement.

#### *Multi-Task Model Adjustments*

1. 4-stop instant, finger-tip tension adjustment
2. Seat Height
3. Tilt Lock
4. Seat Depth (Not available on models with mesh seats)

#### *Conference Model Adjustments*

1. Seat Height
2. Tilt Lock

#### *Fine Tuning for Multi-Task Models*

Standard Multi-Task mechanisms offer a discretionary adjustment that allows users to further customize the tilt tension. This adjustment fine tunes the 4 preset spring tension levels and exists for situations where the chair will only have one user.

#### *Motion*

The Balanced Tilt Mechanism allows a user's feet to remain flat on the floor during recline. This, combined with a flexible seat pan, permits all users, especially those less tall than the general population, to maintain a comfortable position in front of their work surfaces.

---

### **Mesh Upholstery**

#### *Multi-Tension Application*

SAVA mesh is applied with degrees of tension that vary according to location on both the seat and the back. Greater support is provided through greater tension on those portions of the seating surface that support more weight. Other areas may be correspondingly less firm to promote movement and comfort.

#### *Engineered Construction*

SAVA mesh is not constructed like any other. Its weave is designed to decrease surface "grab" which avoids the eventual accumulation of small bits of clothing and dirt in the spaces between the mesh fibers. The end result is a cleaner, more comfortable chair.

---

### **Adjustable, Multi-Task Arms**

The Task arm has a 4" range of adjustment and rotates 90 degrees. The radius shape and soft polyurethane arm cap construction effectively eliminates pressure points.

---

### **Fixed Height Conference Arms**

Conference arms may be ordered with optional plastic caps. Arm height has been kept intentionally low to allow chairs to be stowed with arms under the bottom surface of most conference table tops.

---

### **Lumbar Support**

Sava Backs are designed and engineered to provide passive lumbar support. Both mesh and upholstered backs provide flexible support that works for all body shapes and sizes. Mesh backs can be further conformed to the user's body with optional, individually adjustable lumbar pads.

---

### **Seat**

The front edge of the SAVA seat has a gentle flex to relieve pressure under the thighs. The seat cushion is constructed of dual density molded foam. The firm bottom layer is sculpted to help distribute the user's weight, while the highly resilient top layer provides all-day comfort and ease of mobility.

---

**Design**

Sava Cveck

**Sustainability**

SAVA was designed to meet the requirements of contemporary standards of sustainability, including a high level of recyclability. While no specific certification has yet been sought, it is our intention to seek independent, third party verification of this important benchmark of environmental stewardship. Based on its high content of aluminum, steel and recyclable plastic, we are confident of achieving our goal. Furthermore, its easily field-replaceable components and solid construction will ensure a long product life with a high degree of user satisfaction.

**Greenguard Certification**

SAVA is Greenguard Certified.

**Back Construction**

*Upholstered Backs*

Upholstered backs are built around an internal frame of welded steel rod integrated with a flexible B-surface material and covered with molded CFC-free polyurethane foam.

*Mesh Backs*

Mesh backs utilize injection-molded, glass-filled frames to which the mesh is applied. Application of the mesh to the frames is achieved through a patented process to enhance both comfort and performance.

**Seat Construction**

*Upholstered Seats*

Upholstered seats incorporate a flexible polypropylene seat pan on which is placed a molded, dual-density cushion of molded, CFC-free polyurethane foam. The seat may be removed and replaced without the use of tools.

*Mesh Seats*

Mesh seats utilize injection-molded, glass-filled frames to which mesh is applied. Application of the mesh to the frames is achieved through a patented process to enhance both comfort and performance. The mesh seat sub-assembly is fastened to the control with an aluminum casting that simultaneously supports the seat and conceals the internal workings of the control.

**Mechanism and Back Supports**

The mechanism is largely composed of aluminum and steel components. It functions through a system of two main springs and cams which function interactively to control tension. Multi-task models have four adjustments; conference models have two. The control paddles are plastic with inset icons to provide user guidance. Back supports, attached to the control by metal fasteners, are aluminum.

**Arms**

*Adjustable Arms*

Adjustable arms are primarily cast aluminum for greater durability. Caps are flexible polyurethane foam that may be upholstered based on the user's preference.

*Fixed Arms*

Fixed arms are cast aluminum and may be specified with plastic caps.

**Base**

Bases are cast aluminum.

**Options**

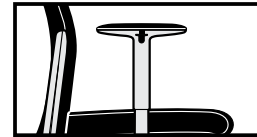
**Upholstered Caps for Adjustable Arms**

Material is applied without the use of glue and can be trimmed off for recycling.

**UC**

List

**48**

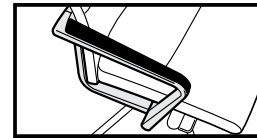


**Plastic Caps for Fixed D Arms**

Protective textured black plastic caps are attached with adhesive tape.

**AC**

**20**

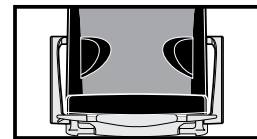


**Adjustable Lumbar**

SAVA lumbar pads are independently adjustable from the seated position with a 4" range. The two-part plastic and urethane structure provides flexing support without pressure points.

**LU**

**38**

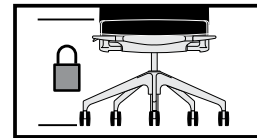


**Height Adjustment Lockout**

The SAVA height adjustment paddle can be disabled so that the chair can be locked at a fixed height. The plastic locking device can be used to preset the chair height at the factory or installed in the field. The device can be removed at a later date to enable the height adjustment paddle.

**HL**

**10**

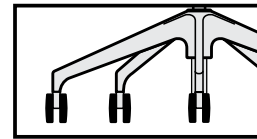


**Chrome Trim Caster**

Hardwheel chrome trim casters are suitable for carpeted surfaces.

**CC**

**65**



**Black Trim Soft Wheel Casters**

Black trim soft wheel casters are suitable for hard flooring.

**BS**

**29**

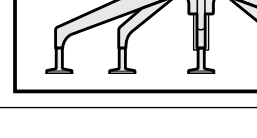


**Chrome Trim Soft Wheel Casters**

Chrome trim soft wheel casters are suitable for hard flooring.

**CS**

**81**



**Glides with Felt Pads**

Felt pads are suitable for hard flooring.

**GF**

**65**

**Glides with ABS Pads**

ABS pads are suitable for carpeted surfaces.

**GA**

**65**

**Contrasting Thread**

**CT**

No Charge

**Mesh**


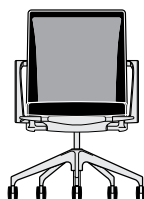
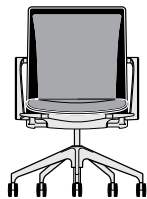
**Mesh &  
Upholstery**

**Upholstery  
Standard**

**Mid Backs**

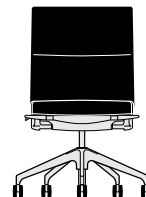
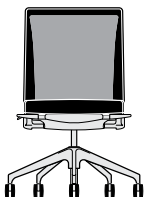
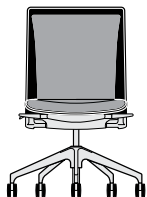
Fixed D Arms

Page 6



Armless



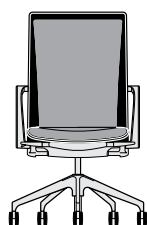
Page 7



**High Backs**

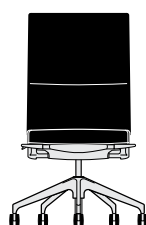

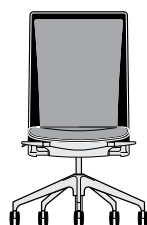
Fixed D Arms

Page 8



Armless

Page 9



**Mesh**


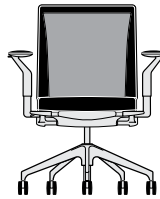
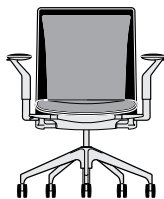
**Mesh &  
Upholstery**

**Upholstery  
Standard**

**Mid Backs**

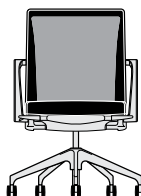
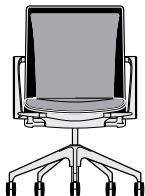
Adjustable Arms

Page 10



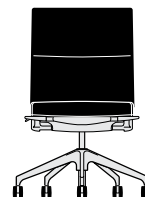
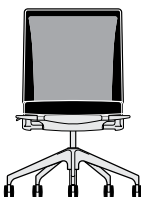
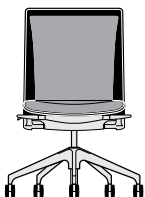
Fixed D Arms

Page 11



Armless



Page 12



**High Backs**




Adjustable Arms

Page 13



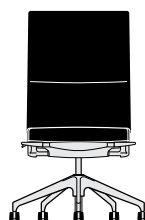

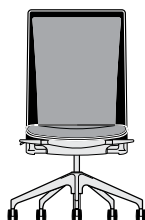
Fixed D Arms

Page 14



Armless

Page 15





**SV1.6.2.07 Mesh Seat and Back . Mid Back . Conference . Fixed Arms**

W	D	H	Arm Height	Seat Height	Weight
23.5"	24"	33"- 38"	7.75"	16"- 21"	44 lbs.

SAVA CONFERENCE features two adjustments: tilt lockout and pneumatic seat height. Select either Polished Aluminum or Chrome for SAVA's frame (base, mechanism, arms and back uprights). Black trim, dual-wheel carpet casters are standard. Options are listed at bottom of page.

Finish	Mesh
Polished Aluminum <b>AL</b>	1350
Chrome <b>CH</b>	1611

SAVA mesh choice: M1 - Black



**SV2.6.2.07 Standard Seat and Mesh Back . Mid Back . Conference . Fixed Arms**

W	D	H	Arm Height	Seat Height	Fabric	Leather	Weight
23.5"	24"	33.5"- 38.5"	7.75"	16"- 21"	.8 yds.	10'	44 lbs.

SAVA CONFERENCE features two adjustments: tilt lockout and pneumatic seat height. Select either Polished Aluminum or Chrome for SAVA's frame (base, mechanism, arms and back uprights). Black trim, dual-wheel carpet casters are standard. Options are listed at bottom of page.

Finish	COM	COL										LEATHER GRADES				
		A	B	C	D	E	F	G	H	I	J	W	X	Y	E1	E2
Polished Aluminum <b>AL</b>	1227	1252	1277	1302	1327	1354	1380	1412	1443	1479	1406	1431	1497	1552	1644	
Chrome <b>CH</b>	1457	1482	1507	1532	1557	1584	1610	1642	1673	1709	1636	1661	1727	1782	1874	



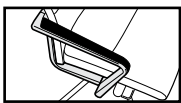
**SV4.6.2.07 Standard Seat and Back . Mid Back . Conference . Fixed Arms**

W	D	H	Arm Height	Seat Height	Fabric	Leather	Weight
23.5"	24"	33.5"- 38.5"	7.75"	16"- 21"	1.5 yds.	24'	46 lbs.

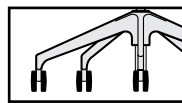
SAVA CONFERENCE features two adjustments: tilt lockout and pneumatic seat height. Select either Polished Aluminum or Chrome for SAVA's frame (base, mechanism, arms and back uprights). Black trim, dual-wheel carpet casters are standard. Options are listed at bottom of page.

Finish	COM	COL										LEATHER GRADES				
		A	B	C	D	E	F	G	H	I	J	W	X	Y	E1	E2
Polished Aluminum <b>AL</b>	1342	1390	1437	1483	1531	1581	1630	1690	1749	1815	1802	1861	2021	2202	2372	
Chrome <b>CH</b>	1572	1620	1667	1713	1761	1811	1860	1920	1979	2045	2032	2091	2251	2432	2602	

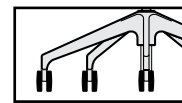
**Options**



Black Plastic Arm Caps AC \$20



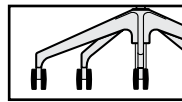
Black Trim Soft Wheel Casters BS \$29



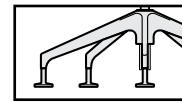
Chrome Trim Soft Wheel Casters CS \$81



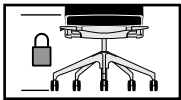
Adjustable Lumbar Pads For Mesh Backs LU \$38



Chrome Trim Casters CC \$65



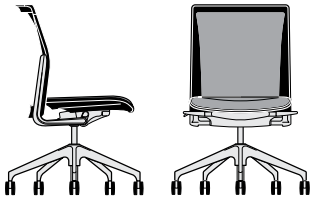
Glides With Felt Pads GF \$65



Height Adjustment Lock Out HL \$10



Glides With ABS Pads GA \$65



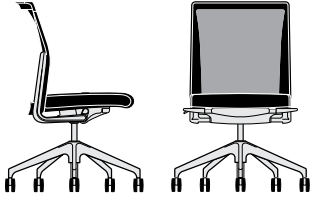
**SV1.6.2.00 Mesh Seat and Back . Mid Back . Conference . Armless**

W	D	H	Seat Height	Weight
22"	24"	33"- 38"	16"- 21"	43 lbs.

SAVA CONFERENCE features two adjustments: tilt lockout and pneumatic seat height. Select either Polished Aluminum or Chrome for SAVA's frame (base, mechanism and back uprights). Black trim, dual-wheel carpet casters are standard. Options are listed at bottom of page.

Finish	Mesh
<b>Polished Aluminum AL</b>	1240
<b>Chrome CH</b>	1501

SAVA mesh choice: M1 - Black

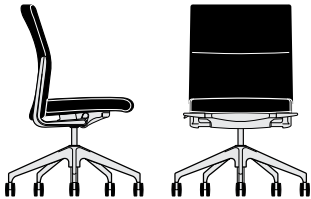


**SV2.6.2.00 Standard Seat and Mesh Back . Mid Back . Conference . Armless**

W	D	H	Seat Height	Fabric	Leather	Weight
22"	24"	33.5"- 38.5"	16"- 21"	.8 yds.	10'	43 lbs.

SAVA CONFERENCE features two adjustments: tilt lockout and pneumatic seat height. Select either Polished Aluminum or Chrome for SAVA's frame (base, mechanism and back uprights). Black trim, dual-wheel carpet casters are standard. Options are listed at bottom of page.

Finish	COM	COL										LEATHER GRADES				
		A	B	C	D	E	F	G	H	I	J	W	X	Y	E1	E2
<b>Polished Aluminum AL</b>		1117	1142	1167	1192	1217	1244	1270	1302	1333	1369	1296	1321	1387	1442	1534
<b>Chrome CH</b>		1347	1372	1397	1422	1447	1474	1500	1532	1563	1599	1526	1551	1617	1672	1764



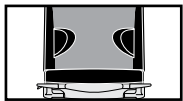
**SV4.6.2.00 Standard Seat and Back . Mid Back . Conference . Armless**

W	D	H	Seat Height	Fabric	Leather	Weight
22"	24"	33.5"- 38.5"	16"- 21"	1.5 yds.	24'	45 lbs.

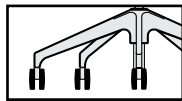
SAVA CONFERENCE features two adjustments: tilt lockout and pneumatic seat height. Select either Polished Aluminum or Chrome for SAVA's frame (base, mechanism and back uprights). Black trim, dual-wheel carpet casters are standard. Options are listed at bottom of page.

Finish	COM	COL										LEATHER GRADES				
		A	B	C	D	E	F	G	H	I	J	W	X	Y	E1	E2
<b>Polished Aluminum AL</b>		1232	1280	1327	1373	1421	1471	1520	1580	1639	1705	1692	1751	1911	2092	2262
<b>Chrome CH</b>		1462	1510	1557	1603	1651	1701	1750	1810	1869	1935	1922	1981	2141	2322	2492

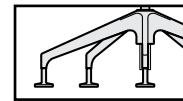
**Options**



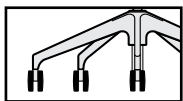
Adjustable Lumbar Pads For Mesh Backs  
LU \$38



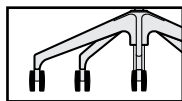
Chrome Trim Casters  
CC \$65



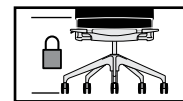
Glides With Felt Pads \$65  
Glides With ABS Pads \$65



Black Trim Soft Wheel Casters  
BS \$29



Chrome Trim Soft Wheel Casters  
CS \$81



Height Adjustment Lock Out  
HL \$10




**SV1.8.2.07 Mesh Seat and Back . High Back . Conference . Fixed Arms**

W	D	H	Arm Height	Seat Height	Weight
23.5"	24"	37.5"- 42.5"	7.75"	16"- 21"	45 lbs.

SAVA CONFERENCE features two adjustments: tilt lockout and pneumatic seat height. Select either Polished Aluminum or Chrome for SAVA's frame (base, mechanism, arms and back uprights). Black trim, dual-wheel carpet casters are standard. Options are listed at bottom of page.

Finish	Mesh
<b>Polished Aluminum AL</b>	1375
<b>Chrome CH</b>	1636

SAVA mesh choice: M1 - Black



**SV2.8.2.07 Standard Seat and Mesh Back . High Back . Conference . Fixed Arms**

W	D	H	Arm Height	Seat Height	Fabric	Leather	Weight
23.5"	24"	37.5"- 42.5"	7.75"	16"- 21"	.8 yds.	10'	45 lbs.

SAVA CONFERENCE features two adjustments: tilt lockout and pneumatic seat height. Select either Polished Aluminum or Chrome for SAVA's frame (base, mechanism, arms and back uprights). Black trim, dual-wheel carpet casters are standard. Options are listed at bottom of page.

Finish	A	B	C	D	E	F	G	H	I	J	LEATHER GRADES				
											W	X	Y	E1	E2
<b>Polished Aluminum AL</b>	1248	1273	1298	1323	1348	1375	1401	1433	1464	1500	1427	1452	1518	1573	1665
<b>Chrome CH</b>	1478	1503	1528	1553	1578	1605	1631	1663	1694	1730	1657	1682	1748	1803	1895



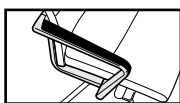
**SV4.8.2.07 Standard Seat and Back . High Back . Conference . Fixed Arms**

W	D	H	Arm Height	Seat Height	Fabric	Leather	Weight
23.5"	24"	38"- 43"	7.75"	16"- 21"	1.7 yds.	25'	48 lbs.

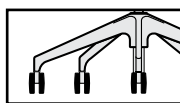
SAVA CONFERENCE features two adjustments: tilt lockout and pneumatic seat height. Select either Polished Aluminum or Chrome for SAVA's frame (base, mechanism, arms and back uprights). Black trim, dual-wheel carpet casters are standard. Options are listed at bottom of page.

Finish	A	B	C	D	E	F	G	H	I	J	LEATHER GRADES				
											W	X	Y	E1	E2
<b>Polished Aluminum AL</b>	1377	1431	1484	1536	1591	1647	1703	1771	1837	1912	1889	1958	2144	2297	2554
<b>Chrome CH</b>	1607	1661	1714	1766	1821	1877	1933	2001	2067	2142	2119	2188	2374	2527	2784

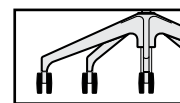
**Options**



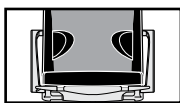
Black Plastic Arm Caps AC \$20



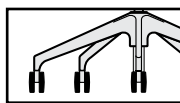
Black Trim Soft Wheel Casters BS \$29



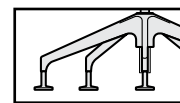
Chrome Trim Soft Wheel Casters CS \$81



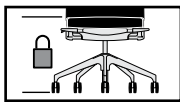
Adjustable Lumbar Pads For Mesh Backs LU \$38




Chrome Trim Casters CC \$65



Glides With Felt Pads GF \$65



Height Adjustment Lock Out HL \$10



Glides With ABS Pads GA \$65





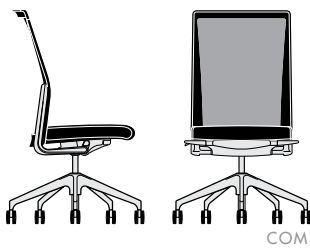
**SV1.8.2.00 Mesh Seat and Back . High Back . Conference . Armless**

W	D	H	Seat Height	Weight
22"	24"	37.5"- 42.5"	16"- 21"	43 lbs.

SAVA CONFERENCE features two adjustments: tilt lockout and pneumatic seat height. Select either Polished Aluminum or Chrome for SAVA's frame (base, mechanism and back uprights). Black trim, dual-wheel carpet casters are standard. Options are listed at bottom of page.

Finish	Mesh
<b>Polished Aluminum AL</b>	1265
<b>Chrome CH</b>	1526

SAVA mesh choice: M1 - Black



**SV2.8.2.00 Standard Seat and Mesh Back . High Back . Conference . Armless**

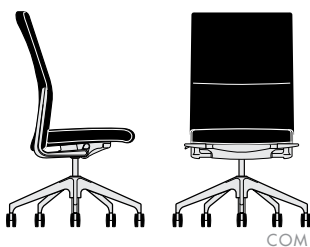
W	D	H	Seat Height	Fabric	Leather	Weight
22"	24"	37.5"- 42.5"	16"- 21"	.8 yds.	10'	43 lbs.

SAVA CONFERENCE features two adjustments: tilt lockout and pneumatic seat height. Select either Polished Aluminum or Chrome for SAVA's frame (base, mechanism and back uprights). Black trim, dual-wheel carpet casters are standard. Options are listed at bottom of page.

Finish	A	B	C	D	E	F	G	H	I	J	W	X	Y	E1	E2
<b>Polished Aluminum AL</b>	1138	1163	1188	1,213	1238	1265	1291	1323	1354	1390	1317	1342	1408	1463	1555
<b>Chrome CH</b>	1368	1393	1418	1443	1468	1495	1521	1553	1584	1620	1547	1572	1638	1693	1785

COL

LEATHER GRADES



**SV4.8.2.00 Standard Seat and Back . High Back . Conference . Armless**

W	D	H	Seat Height	Fabric	Leather	Weight
22"	24"	38"- 43"	16"- 21"	1.7 yds.	25'	45 lbs.

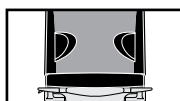
SAVA CONFERENCE features two adjustments: tilt lockout and pneumatic seat height. Select either Polished Aluminum or Chrome for SAVA's frame (base, mechanism and back uprights). Black trim, dual-wheel carpet casters are standard. Options are listed at bottom of page.

Finish	A	B	C	D	E	F	G	H	I	J	W	X	Y	E1	E2
<b>Polished Aluminum AL</b>	1267	1321	1374	1426	1481	1537	1593	1661	1727	1802	1779	1848	2034	2187	2444
<b>Chrome CH</b>	1497	1551	1604	1656	1711	1767	1823	1891	1957	2032	2009	2078	2264	2417	2674

COL

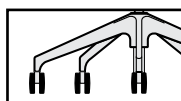
LEATHER GRADES

**Options**



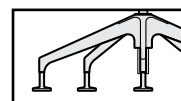
Adjustable Lumbar Pads For Mesh Backs

LU \$38



Chrome Trim Casters

CC \$65

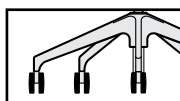


Glides With Felt Pads

GF \$65

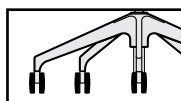
Glides With ABS Pads

GA \$65



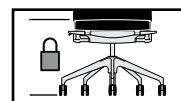
Black Trim Soft Wheel Casters

BS \$29



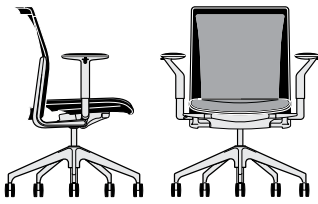
Chrome Trim Soft Wheel Casters

CS \$81



Height Adjustment Lock Out

HL \$10



**SV1.6.4.01 Mesh Seat and Back . Mid Back . Multi-Task . Adjustable Arms**

W	D	H	Arm Height	Seat Height	Weight
27.5"	24"	33"-38"	6"-10"	16"-21"	44 lbs.

SAVA MULTI-TASK features three adjustments on chairs with mesh seats: finger-tip tension, tilt lockout, and pneumatic seat height. Select either Polished Aluminum or Chrome for SAVA's frame (base, mechanism, arms and back uprights). Black trim, dual-wheel carpet casters are standard. Options are listed at bottom of page.

Finish	Mesh
<b>Polished Aluminum</b> AL	1620
<b>Chrome</b> CH	1867

SAVA mesh choice: M1 - Black

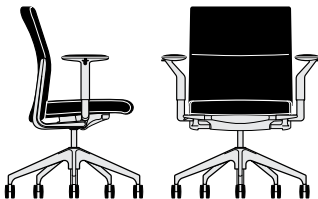


**SV2.6.4.01 Standard Seat and Mesh Back . Mid Back . Multi-Task . Adjustable Arms**

W	D	H	Arm Height	Seat Height	Fabric	Leather	Weight
27.5"	24"	33.5"-38.5"	6"-10"	16"-21"	.8 yds.	10'	44 lbs.

SAVA MULTI-TASK features four adjustments: finger-tip tension, tilt lockout, pneumatic seat height, and seat depth. Select either Polished Aluminum or Chrome for SAVA's frame (base, mechanism, arms and back uprights). Black trim, dual-wheel carpet casters are standard. Options are listed at bottom of page.

Finish	COM	COL										LEATHER GRADES				
		A	B	C	D	E	F	G	H	I	J	W	X	Y	E1	E2
<b>Polished Aluminum</b> AL	1497	1522	1547	1572	1597	1624	1650	1682	1713	1749	1676	1701	1767	1822	1914	
<b>Chrome</b> CH	1713	1738	1763	1788	1813	1840	1866	1898	1929	1965	1892	1917	1983	2038	2130	



**SV4.6.4.01 Standard Seat and Back . Mid Back . Multi-Task . Adjustable Arms**

W	D	H	Arm Height	Seat Height	Fabric	Leather	Weight
27.5"	24"	33.5"-38.5"	6"-10"	16"-21"	1.5 yds.	24'	46 lbs.

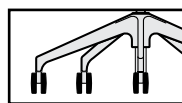
SAVA MULTI-TASK features four adjustments: finger-tip tension, tilt lockout, pneumatic seat height, and seat depth. Select either Polished Aluminum or Chrome for SAVA's frame (base, mechanism, arms and back uprights). Black trim, dual-wheel carpet casters are standard. Options are listed at bottom of page.

Finish	COM	COL										LEATHER GRADES				
		A	B	C	D	E	F	G	H	I	J	W	X	Y	E1	E2
<b>Polished Aluminum</b> AL	1612	1660	1707	1753	1801	1851	1900	1960	2019	2085	2072	2131	2291	2472	2642	
<b>Chrome</b> CH	1828	1876	1923	1969	2017	2067	2116	2176	2235	2301	2288	2347	2507	2688	2858	

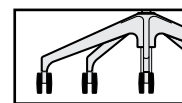
**Options**



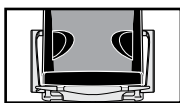
Upholstered Arm Caps UC \$48



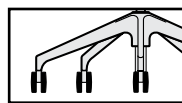
Black Trim Soft Wheel Casters BS \$29



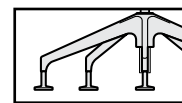
Chrome Trim Soft Wheel Casters CS \$81



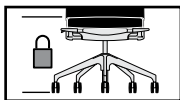
Adjustable Lumbar Pads For Mesh Backs LU \$38




Chrome Trim Casters CC \$65



Glides With Felt Pads GF \$65



Height Adjustment Lock Out HL \$10



Glides With ABS Pads GA \$65



**SV1.6.4.07 Mesh Seat and Back . Mid Back . Multi-Task . Fixed Arms**

W	D	H	Arm Height	Seat Height	Weight
23.5"	24"	33"-38"	7.75"	16"-21"	44 lbs.

SAVA MULTI-TASK features three adjustments on chairs with mesh seats: finger-tip tension, tilt lockout, and pneumatic seat height. Select either Polished Aluminum or Chrome for SAVA's frame (base, mechanism, arms and back uprights). Black trim, dual-wheel carpet casters are standard. Options are listed at bottom of page.

Finish	Mesh
<b>Polished Aluminum</b> AL	1430
<b>Chrome</b> CH	1691

SAVA mesh choice: M1 - Black



**SV2.6.4.07 Standard Seat and Mesh Back . Mid Back . Multi-Task . Fixed Arms**

W	D	H	Arm Height	Seat Height	Fabric	Leather	Weight
23.5"	24"	33.5"-38.5"	7.75"	16"-21"	.8 yds.	10'	44 lbs.

SAVA MULTI-TASK features four adjustments: finger-tip tension, tilt lockout, pneumatic seat height, and seat depth. Select either Polished Aluminum or Chrome for SAVA's frame (base, mechanism, arms and back uprights). Black trim, dual-wheel carpet casters are standard. Options are listed at bottom of page.

Finish		COM										COL					LEATHER GRADES				
		A	B	C	D	E	F	G	H	I	J	W	X	Y	E1	E2					
<b>Polished Aluminum</b> AL		1307	1332	1357	1382	1407	1434	1460	1492	1523	1559	1486	1511	1577	1632	1724					
<b>Chrome</b> CH		1537	1562	1587	1612	1637	1664	1690	1722	1753	1789	1716	1741	1807	1862	1954					



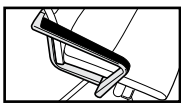
**SV4.6.4.07 Standard Seat and Back . Mid Back . Multi-Task . Fixed Arms**

W	D	H	Arm Height	Seat Height	Fabric	Leather	Weight
23.5"	24"	33.5"-38.5"	7.75"	16"-21"	1.5 yds.	24'	46 lbs.

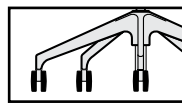
SAVA MULTI-TASK features four adjustments: finger-tip tension, tilt lockout, pneumatic seat height, and seat depth. Select either Polished Aluminum or Chrome for SAVA's frame (base, mechanism, arms and back uprights). Black trim, dual-wheel carpet casters are standard. Options are listed at bottom of page.

Finish		COM										COL					LEATHER GRADES				
		A	B	C	D	E	F	G	H	I	J	W	X	Y	E1	E2					
<b>Polished Aluminum</b> AL		1422	1470	1517	1563	1611	1661	1710	1770	1829	1895	1882	1941	2101	2282	2452					
<b>Chrome</b> CH		1652	1700	1747	1793	1841	1891	1940	2000	2059	2125	2112	2171	2331	2512	2682					

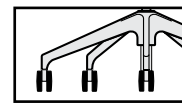
**Options**



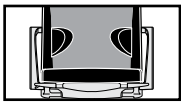
Black Plastic Arm Caps AC \$20



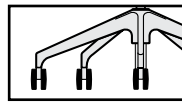
Black Trim Soft Wheel Casters BS \$29



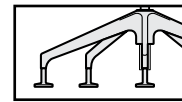
Chrome Trim Soft Wheel Casters CS \$81



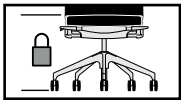
Adjustable Lumbar Pads For Mesh Backs LU \$38



Chrome Trim Casters CC \$65



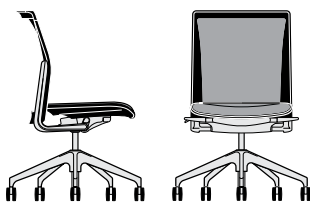
Glides With Felt Pads GF \$65



Height Adjustment Lock Out HL \$10



Glides With ABS Pads GA \$65



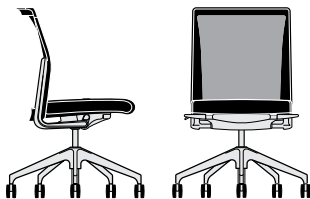
**SV1.6.4.00 Mesh Seat and Back . Mid Back . Multi-Task . Armless**

W	D	H	Seat Height	Weight
22"	24"	33"- 38"	16"- 21"	43 lbs.

SAVA MULTI-TASK features three adjustments on chairs with mesh seats: finger-tip tension, tilt lockout, and pneumatic seat height. Select either Polished Aluminum or Chrome for SAVA's frame (base, mechanism, arms and back uprights). Black trim, dual-wheel carpet casters are standard. Options are listed at bottom of page.

Finish	Mesh
Polished Aluminum <b>AL</b>	1320
Chrome <b>CH</b>	1581

SAVA mesh choice: M1 - Black

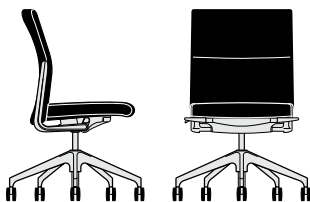


**SV2.6.4.00 Standard Seat and Mesh Back . Mid Back . Multi-Task . Armless**

W	D	H	Seat Height	Fabric	Leather	Weight
22"	24"	33.5"- 38.5"	16"- 21"	.8 yds.	10'	43 lbs.

SAVA MULTI-TASK features four adjustments: finger-tip tension, tilt lockout, pneumatic seat height, and seat depth. Select either Polished Aluminum or Chrome for SAVA's frame (base, mechanism and back uprights). Black trim, dual-wheel carpet casters are standard. Options are listed at bottom of page.

Finish	COM	COL										LEATHER GRADES				
		A	B	C	D	E	F	G	H	I	J	W	X	Y	E1	E2
Polished Aluminum <b>AL</b>	1197	1222	1247	1272	1297	1324	1350	1382	1413	1449	1376	1401	1467	1522	1614	
Chrome <b>CH</b>	1427	1452	1477	1502	1527	1554	1580	1612	1643	1679	1606	1631	1697	1752	1844	



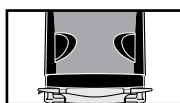
**SV4.6.4.00 Standard Seat and Back . Mid Back . Multi-Task . Armless**

W	D	H	Seat Height	Fabric	Leather	Weight
22"	24"	33.5"- 38.5"	16"- 21"	1.5 yds.	24'	45 lbs.

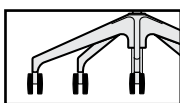
SAVA MULTI-TASK features four adjustments: finger-tip tension, tilt lockout, pneumatic seat height, and seat depth. Select either Polished Aluminum or Chrome for SAVA's frame (base, mechanism and back uprights). Black trim, dual-wheel carpet casters are standard. Options are listed at bottom of page.

Finish	COM	COL										LEATHER GRADES				
		A	B	C	D	E	F	G	H	I	J	W	X	Y	E1	E2
Polished Aluminum <b>AL</b>	1312	1360	1407	1453	1501	1551	1600	1660	1719	1785	1772	1831	1991	2172	2342	
Chrome <b>CH</b>	1542	1590	1637	1683	1731	1781	1830	1890	1949	2015	2002	2061	2221	2402	2572	

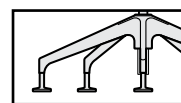
**Options**



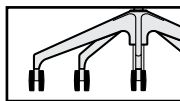
Adjustable Lumbar Pads For Mesh Backs  
LU \$38



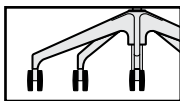
Chrome Trim Casters  
CC \$65



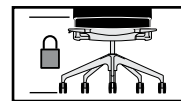
Glides With Felt Pads  
GF \$65



Black Trim Soft Wheel Casters  
BS \$29



Chrome Trim Soft Wheel Casters  
CS \$81



Height Adjustment Lock Out  
HL \$10



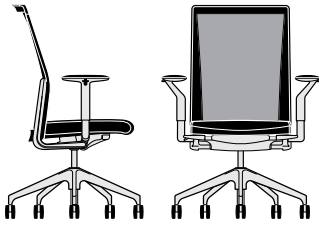
**SV1.8.4.01 Mesh Seat and Back . High Back . Multi-Task . Adjustable Arms**

W	D	H	Arm Height	Seat Height	Weight
27.5"	24"	37.5"- 42.5"	6"-10"	16"- 21"	45 lbs.

SAVA MULTI-TASK features three adjustments on chairs with mesh seats: finger-tip tension, tilt lockout, and pneumatic seat height. Select either Polished Aluminum or Chrome for SAVA's frame (base, mechanism, arms and back uprights). Black trim, dual-wheel carpet casters are standard. Options are listed at bottom of page.

Finish	Mesh
<b>Polished Aluminum</b> AL	1645
<b>Chrome</b> CH	1892

SAVA mesh choice: M1 - Black

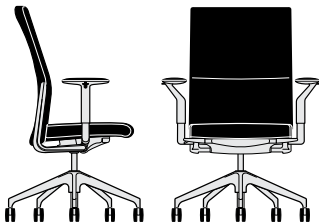


**SV2.8.4.01 Standard Seat and Mesh Back . High Back . Multi-Task . Adjustable Arms**

W	D	H	Arm Height	Seat Height	Fabric	Leather	Weight
27.5"	24"	37.5"- 42.5"	6"-10"	16"- 21"	.8 yds.	10'	45 lbs.

SAVA MULTI-TASK features four adjustments: finger-tip tension, tilt lockout, pneumatic seat height, and seat depth. Select either Polished Aluminum or Chrome for SAVA's frame (base, mechanism, arms and back uprights). Black trim, dual-wheel carpet casters are standard. Options are listed at bottom of page.

Finish		COM										LEATHER GRADES				
		A	B	C	D	E	F	G	H	I	J	W	X	Y	E1	E2
<b>Polished Aluminum</b> AL		1518	1543	1568	1593	1618	1645	1671	1703	1734	1770	1697	1722	1788	1843	1935
<b>Chrome</b> CH		1734	1759	1784	1809	1834	1861	1887	1919	1950	1986	1913	1938	2004	2059	2151



**SV4.8.4.01 Standard Seat and Back . High Back . Multi-Task . Adjustable Arms**

W	D	H	Arm Height	Seat Height	Fabric	Leather	Weight
27.5"	24"	38"- 43"	6"-10"	16"- 21"	1.7 yds.	25'	48 lbs.

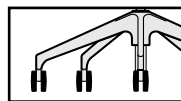
SAVA MULTI-TASK features four adjustments: finger-tip tension, tilt lockout, pneumatic seat height, and seat depth. Select either Polished Aluminum or Chrome for SAVA's frame (base, mechanism, arms and back uprights). Black trim, dual-wheel carpet casters are standard. Options are listed at bottom of page.

Finish		COM										LEATHER GRADES				
		A	B	C	D	E	F	G	H	I	J	W	X	Y	E1	E2
<b>Polished Aluminum</b> AL		1647	1701	1754	1806	1861	1917	1973	2041	2107	2182	2159	2228	2414	2567	2824
<b>Chrome</b> CH		1863	1917	1970	2022	2077	2133	2189	2257	2323	2398	2375	2444	2630	2783	3040

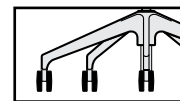
**Options**



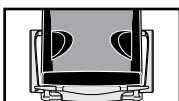
Upholstered Arm Caps UC \$48



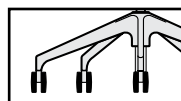
Black Trim Soft Wheel Casters BS \$29



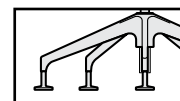
Chrome Trim Soft Wheel Casters CS \$81



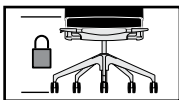
Adjustable Lumbar Pads For Mesh Backs LU \$38



Chrome Trim Casters CC \$65



Glides With Felt Pads GF \$65



Height Adjustment Lock Out HL \$10



Glides With ABS Pads GA \$65




**SV1.8.4.07 Mesh Seat and Back . High Back . Multi-Task . Fixed Arms**

W	D	H	Arm Height	Seat Height	Weight
23.5"	24"	37.5"- 42.5"	7.75"	16"- 21"	45 lbs.

SAVA MULTI-TASK features three adjustments on chairs with mesh seats: finger-tip tension, tilt lockout, and pneumatic seat height. Select either Polished Aluminum or Chrome for SAVA's frame (base, mechanism, arms and back uprights). Black trim, dual-wheel carpet casters are standard. Options are listed at bottom of page.

Finish	Mesh
<b>Polished Aluminum</b> AL	1455
<b>Chrome</b> CH	1716

SAVA mesh choice: M1 - Black



**SV2.8.4.07 Standard Seat and Mesh Back . High Back . Multi-Task . Fixed Arms**

W	D	H	Arm Height	Seat Height	Fabric	Leather	Weight
23.5"	24"	37.5"- 42.5"	7.75"	16"- 21"	.8 yds.	10'	45 lbs.

SAVA MULTI-TASK features four adjustments: finger-tip tension, tilt lockout, pneumatic seat height, and seat depth. Select either Polished Aluminum or Chrome for SAVA's frame (base, mechanism, arms and back uprights). Black trim, dual-wheel carpet casters are standard. Options are listed at bottom of page.

Finish		COL										LEATHER GRADES				
		A	B	C	D	E	F	G	H	I	J	W	X	Y	E1	E2
<b>Polished Aluminum</b> AL	COM	1328	1353	1378	1403	1428	1455	1481	1513	1544	1580	1507	1532	1598	1653	1745
<b>Chrome</b> CH	COM	1558	1583	1608	1633	1658	1685	1711	1743	1774	1810	1737	1762	1828	1883	1975



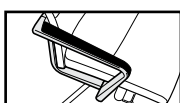
**SV4.8.4.07 Standard Seat and Back . High Back . Multi-Task . Fixed Arms**

W	D	H	Arm Height	Seat Height	Fabric	Leather	Weight
23.5"	24"	38"- 43"	7.75"	16"- 21"	1.7 yds.	25'	48 lbs.

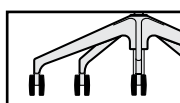
SAVA MULTI-TASK features four adjustments: finger-tip tension, tilt lockout, pneumatic seat height, and seat depth. Select either Polished Aluminum or Chrome for SAVA's frame (base, mechanism, arms and back uprights). Black trim, dual-wheel carpet casters are standard. Options are listed at bottom of page.

Finish		COL										LEATHER GRADES				
		A	B	C	D	E	F	G	H	I	J	W	X	Y	E1	E2
<b>Polished Aluminum</b> AL	COM	1457	1511	1564	1616	1671	1727	1783	1851	1917	1992	1969	2038	2224	2377	2634
<b>Chrome</b> CH	COM	1687	1741	1794	1846	1901	1957	2013	2081	2147	2222	2199	2268	2454	2607	2864

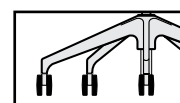
**Options**



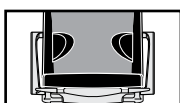
Black Plastic Arm Caps AC \$20



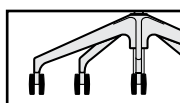
Black Trim Soft Wheel Casters BS \$29



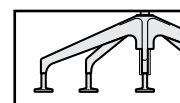
Chrome Trim Soft Wheel Casters CS \$81



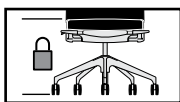
Adjustable Lumbar Pads For Mesh Backs LU \$38



Chrome Trim Casters CC \$65



Glides With Felt Pads GF \$65  
Glides With ABS Pads GA \$65



Height Adjustment Lock Out HL \$10




**SV1.8.4.00 Mesh Seat and Back . High Back . Multi-Task . Armless**

W	D	H	Seat Height	Weight
22"	24"	37.5"- 42.5"	16"- 21"	43 lbs.

SAVA MULTI-TASK features three adjustments on chairs with mesh seats: finger-tip tension, tilt lockout, and pneumatic seat height. Select either Polished Aluminum or Chrome for SAVA's frame (base, mechanism, arms and back uprights). Black trim, dual-wheel carpet casters are standard. Options are listed at bottom of page.

Finish	Mesh
<b>Polished Aluminum AL</b>	1345
<b>Chrome CH</b>	1606

SAVA mesh choice: M1 - Black

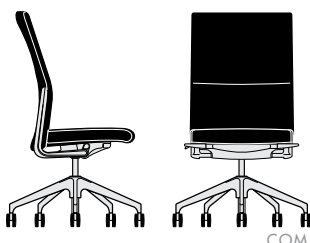


**SV2.8.4.00 Standard Seat and Mesh Back . High Back . Multi-Task . Armless**

W	D	H	Seat Height	Fabric	Leather	Weight
22"	24"	37.5"- 42.5"	16"- 21"	.8 yds.	10'	43 lbs.

SAVA MULTI-TASK features four adjustments: finger-tip tension, tilt lockout, pneumatic seat height, and seat depth. Select either Polished Aluminum or Chrome for SAVA's frame (base, mechanism and back uprights). Black trim, dual-wheel carpet casters are standard. Options are listed at bottom of page.

Finish	A	B	C	D	E	F	G	H	I	J	LEATHER GRADES				
											W	X	Y	E1	E2
<b>Polished Aluminum AL</b>	1218	1243	1268	1293	1318	1345	1371	1403	1434	1470	1397	1422	1488	1543	1635
<b>Chrome CH</b>	1448	1473	1498	1523	1548	1575	1601	1633	1664	1700	1627	1652	1718	1773	1865



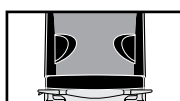
**SV4.8.4.00 Standard Seat and Back . High Back . Multi-Task . Armless**

W	D	H	Seat Height	Fabric	Leather	Weight
22"	24"	38"- 43"	16"- 21"	1.7 yds.	25'	45 lbs.

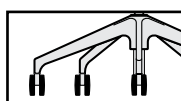
SAVA MULTI-TASK features four adjustments: finger-tip tension, tilt lockout, pneumatic seat height, and seat depth. Select either Polished Aluminum or Chrome for SAVA's frame (base, mechanism and back uprights). Black trim, dual-wheel carpet casters are standard. Options are listed at bottom of page.

Finish	A	B	C	D	E	F	G	H	I	J	LEATHER GRADES				
											W	X	Y	E1	E2
<b>Polished Aluminum AL</b>	1347	1401	1454	1506	1561	1617	1673	1741	1807	1882	1859	1928	2114	2267	2524
<b>Chrome CH</b>	1577	1631	1684	1736	1791	1847	1903	1971	2037	2112	2089	2158	2344	2497	2754

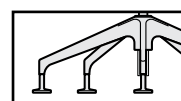
**Options**



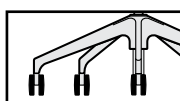
Adjustable Lumbar Pads For Mesh Backs  
LU \$38



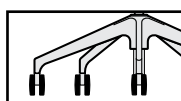
Chrome Trim Casters  
CC \$65



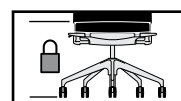
Glides With Felt Pads  
GF \$65



Black Trim Soft Wheel Casters  
BS \$29



Chrome Trim Soft Wheel Casters  
CS \$81



Height Adjustment Lock Out  
HL \$10