

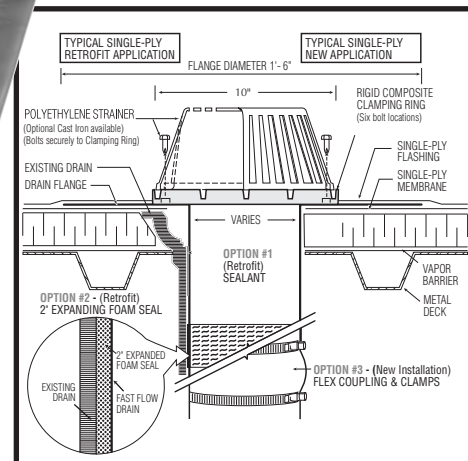
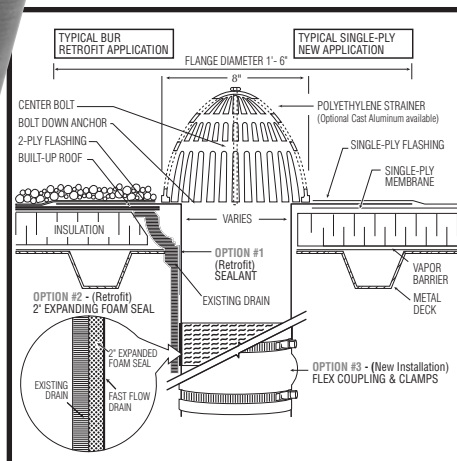

NEW & RETROFIT ALUMINUM DRAINS

# ALUMINUM FAST FLOW ROOF DRAINS

ALUMINUM ROOF DRAIN

- **NEW CLAMPING RING STYLE FOR SINGLE-PLY SYSTEMS**
- Constructed of a heavy gauge (.081) Spun Aluminum
- All common sizes available for new and retrofit styles
- Quick & Easy to install & maintain
- Bolt-in-place PVC strainer dome standard, cast iron or aluminum strainers optional
- Efficient and economical
- Optional anti-backup seals available

**NEW!  
CLAMPING  
RING STYLE**



3310 N. Benzing Road, Orchard Park, NY 14127-1538  
PH: (716) 332-7673 • FAX: (716) 332-7676

FOR MORE INFORMATION:  
CALL TOLL-FREE 1-800-828-8424  
Website: [www.marathondrains.com](http://www.marathondrains.com) • E-mail: [mrp@marathondrains.com](mailto:mrp@marathondrains.com)

## RETROFIT

PART #	FITS EXISTING DRAIN PIPE SIZE		OUTLET OUTSIDE DIAMETER	
	inches	mm	inches	mm
<b>FAST FLOW DRAIN</b>				
FF175	1-3/4" x 2-1/4"	44 mm x 57 mm	1.625"	41 mm
FF275	2-3/4" x 3-1/4"	70 mm x 83 mm	2.625"	67 mm
FF375	3-3/4" x 4-1/4"	95 mm x 108 mm	3.625"	92 mm
FF475	4-3/4" x 5-1/4"	121 mm x 133 mm	4.625"	118 mm
FF575	5-3/4" x 6-1/4"	146 mm x 159 mm	5.625"	143 mm
<b>FAST FLOW DRAIN w/Clamping Ring (CR)</b>				
FF175CR	1-3/4" x 2-1/4"	44 mm x 57 mm	1.625"	41 mm
FF275CR	2-3/4" x 3-1/4"	70 mm x 83 mm	2.625"	67 mm
FF275CR	3-3/4" x 4-1/4"	95 mm x 108 mm	3.625"	92 mm
FF375CR	4-3/4" x 5-1/4"	121 mm x 133 mm	4.625"	118 mm
FF575CR	5-3/4" x 6-1/4"	146 mm x 159 mm	5.625"	143 mm
<b>FAST FLOW DRAIN w/Expanding Anti Back-Up Seal</b>				
FF175-S	1-3/4" x 2-1/4"	44 mm x 57 mm	1.625"	41 mm
FF275-S	2-3/4" x 3-1/4"	70 mm x 83 mm	2.625"	67 mm
FF375-S	3-3/4" x 4-1/4"	95 mm x 108 mm	3.625"	92 mm
FF475-S	4-3/4" x 5-1/4"	121 mm x 133 mm	4.625"	118 mm
FF575-S	5-3/4" x 6-1/4"	146 mm x 159 mm	5.625"	143 mm
<b>FAST FLOW DRAIN w/Expanding Anti Back-Up Seal &amp; Clamping Ring (CR)</b>				
FF175-SCR	1-3/4" x 2-1/4"	44 mm x 57 mm	1.625"	41 mm
FF275-SCR	2-3/4" x 3-1/4"	70 mm x 83 mm	2.625"	67 mm
FF375-SCR	3-3/4" x 4-1/4"	95 mm x 108 mm	3.625"	92 mm
FF475-SCR	4-3/4" x 5-1/4"	121 mm x 133 mm	4.625"	118 mm
FF575-SCR	5-3/4" x 6-1/4"	146 mm x 159 mm	5.625"	143 mm

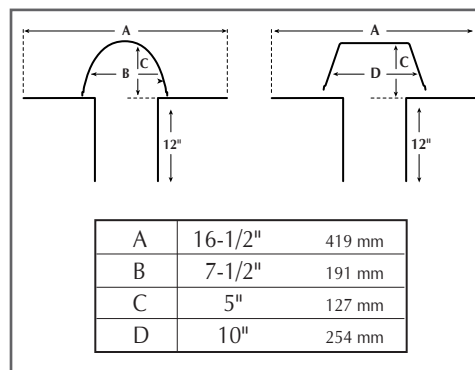
## NEW INSTALLATION DIRECT-CONNECT

PART #	FITS EXISTING DRAIN PIPE SIZE		OUTLET OUTSIDE DIAMETER	
	inches	mm	inches	mm
<b>FAST FLOW DRAIN</b>				
FF200	2"	51 mm	2.125"	54 mm
FF300	3"	76 mm	3.125"	79 mm
FF400	4"	102 mm	4.125"	105 mm
<b>FAST FLOW DRAIN w/Clamping Ring (CR)</b>				
FF200CR	2"	51 mm	2.125"	54 mm
FF300CR	3"	76 mm	3.125"	79 mm
FF400CR	4"	102 mm	4.125"	105 mm

## OPTIONS

<b>CONNECTION OPTIONS:</b>	
Straight Rubber Coupling	2", 3", 4", & 6", 3" to 2", 4" to 3", & 6" to 5"
XJ Rubber Coupling	2", 3", & 4"
Bushing Reducers	2", 3", & 4"
FERNCO 90° Elbow	2", 3", & 4"
<b>FLANGE OPTIONS:</b>	
Primed Finish	8" Aluminum Strainer
PVC Coated	10" Cast Iron Strainer (CR Style)

## DIMENSIONS



## INSTALLATION

**STEP 1:** Determine exact dimension of drain pipe. Select appropriate drain to connect to or fit inside the existing drain pipe. Retro-fit drain may be set in a shallow bowl or directly on roof membrane with deck opening of at least 1" (25mm) greater than the leader size into which the drain will be inserted. The flange is adaptable to all membranes. **STEP 2:** For Fast Flow with expandable tape the installer removes the exterior restraining tape and immediately sets the retro drain in place. The released tape gradually expands to fill the space between the Fast Flow drain and the existing drain sleeve making the connection watertight. Direct-connect design utilizes flexible expansion-type connectors to prevent failure from movement of roof deck or drain. **STEP 3:** Flash drain flange in accordance with membrane manufacturer's instructions.



*Quality Products for Professional Roofers*