

































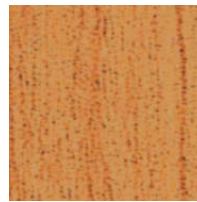


Standard Hardware Selections

 <p>Swivel Bail Antique Brass H/LOOSE/002/BRASS</p>	 <p>Knob Antique Brass H/KNOB/001/BRASS</p>	 <p>Fixed Bail Antique Brass H/FIXED/001/BRASS</p>	 <p>Knob Antique Brass H/KNOB/002/BRASS</p>
 <p>Fixed Bail Antique Brass H/FIXED/003/BRASS</p>	 <p>Key Assembly Antique Brass H/KEY/001/ BRASS</p>	 <p>Bar Black Gloss H/BAR/001/BLACK</p>	
 <p>Bar Brass Spoon H/PULL/POLBRASS/SPOON</p>	 <p>Knob Brass H/KNOB/ ULTRABRASS</p>	 <p>Recessed Pull Black H/RECD/001/BLK</p>	
 <p>Bar Brass Hammer H/PULL/POLBRASS</p>		 <p>Recessed Pull Almond H/RECD/001/ALM</p>	
 <p>Bar Chrome Spoon H/PULL/POLCHR/SPOON</p>	 <p>Knob Chrome H/KNOB/ POLCHROME/ OCT</p>	 <p>Recessed Pull Brown H/RECD/001/BROWN</p>	
 <p>Bar Chrome Hammer H/PULL/POLCHROME</p>		 <p>Arch Black H/ARCH/001/BLK</p>	
		 <p>Arch Satin Chrome H/ARCH/001/SACH</p>	
		 <p>Arch Chrome H/ARCH/001/CHRM</p>	
		 <p>Wire Pull Black H/WIRE/001/BLK</p>	
		 <p>Wire Pull Chrome H/WIRE/001/BAL</p>	
		 <p>Wire Pull Blue H/WIRE/001/BLU</p>	
 <p>Full-length Finger Pull H/FIN</p>	 <p>Passive Lock 105i</p>	 <p>Soft Pull (only available in Amber Maple) H/SOFT</p>	

Premium Hardware Selections

 <p>Bar Chrome Polished H/BAR/003/PAL</p>	 <p>Bar Stainless Steel Finish H/BAR/003/BAL</p>
 <p>Bar Chrome Polished H/BAR/001/PAL</p>	 <p>Bar Nickel Plated Matt H/BAR/001/BAL</p>
 <p>Bar Chrome Polished H/BAR/002/PAL</p>	 <p>Bar Nickel Plated Matt H/BAR/002/BAL</p>
 <p>Arch Chrome Plated Polished H/ARCH/002/CHRM</p>	 <p>Arch Gold Colored Polished H/ARCH/002/GOLD</p>

Casegood & Edging Fusion Colors

 <p>African Mahogany</p>	 <p>Natural Mahogany</p>
 <p>Medium Cherry</p>	 <p>Northern Cherry</p>
 <p>Japanese Cherry</p>	 <p>American Cherry</p>
 <p>Wild Oak</p>	 <p>Southern Pine</p>
 <p>Amber Maple</p>	 <p>Dunewood</p>

Colors provided in this material are a printed representation and may vary slightly from actual samples. For accurate color matching, please contact your local representative or call 1-877-MY-KWALU (695-9258) for a color chain of exact colors.

Options

Bedside Cabinets

- Top drawer lock
- Non-removable drawer
- Casters
- Door lock
- Towel rail

Chests

- Top drawer lock
- Non-removable drawers
- Casters

Wardrobes

- Door lock
- J-bar clothes pole
- Mirror
- Towel rail
- Internal drawer
- Center divider
- Adjustable shelves

Armoires & TV Armoires

- Pull-out swivel
- Pocket doors

Overbed Tables

- Medium Mirror Vanity
- Large Mirror Vanity

Decorative Panels

Through the combination of advanced technology and age-old crafting traditions, Kwalu has refined the art of inlays. Choose from any of our standard inserts or inlays, or give your casegoods the personal touch by using your logo, familiar motif, or monogrammed initials. Further customization, through changing color, styling and dimensions, is available.



Basic Square Inlay



Classic Square Inlay



Antique Inlay



Diamond Insert



Monogram or Logo Insert

Contoured Edging



Contrasting Edging

Furniture should be an expression of style, sophistication and understated elegance.

Kwalu offers the possibility of personal expression through the combination of complementing wood grained colors.

Contrasting edging can be selected for all tops, as well as doors and drawer edges. Our wood grained edge banding has the same properties of the panels, so it is easily repairable and you won't have to sacrifice durability for style.

We welcome the opportunity to tailor furniture to suit your needs. Choose from any of our suggested color combinations, or create your own vision of cutting edge style.

For the custom look without the usual price increase – think Kwalu.

Amber Maple with American Cherry Edges

Amber Maple with Wild Oak Edges

Amber Maple with African Mahogany Edges

Amber Maple with Medium Cherry Edges

Northern Cherry with African Mahogany Edges

Northern Cherry with Wild Oak Edges

African Mahogany with Dunewood Edges

African Mahogany with Amber Maple Edges

