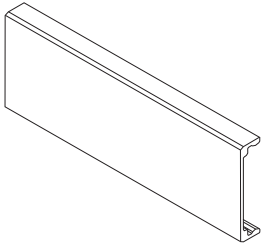


Aluminum SignBands

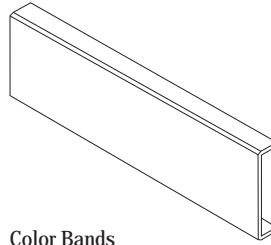


Code	Size height
SB15	15mm (9/16")
SB30	30mm (1-1/8")
SB45	45mm (1-3/4")
SB60	60mm (2-3/8")
SB75A	75mm (3")

Code	Size height
SBC90*	90mm (3-1/2")
SB90	90mm (3-1/2")
SB120	120mm (4-3/4")
SB150A	150mm (5-7/8")

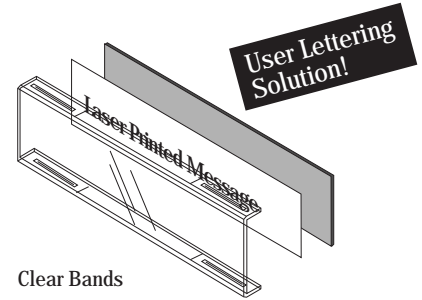
* Curved Face Sign Band

Plastic Color Bands & Clear Bands



Color Bands

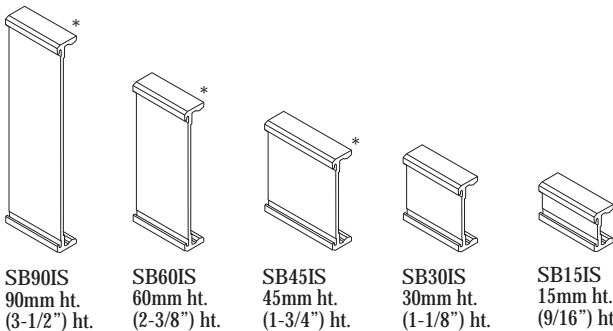
Code	Size height x width
SBP30-225	30mm x 225mm (1-1/8" x 8-7/8")
SBP45-225	45mm x 225mm (1-3/4" x 8-7/8")
SBP60-150	60mm x 150mm (2-3/8" x 5-7/8")
SBP60-225	60mm x 225mm (2-3/8" x 8-7/8")
SBP150-150	150mm x 150mm (5-7/8" x 5-7/8")
SBP150-225	150mm x 225mm (5-7/8" x 8-7/8")



Clear Bands

Code	Size height x width
SBP30-225-CL	30mm x 225mm (1-1/8" x 8-7/8")
SBP45-225-CL	45mm x 225mm (1-3/4" x 8-7/8")
SBP60-150-CL	60mm x 150mm (2-3/8" x 5-7/8")
SBP60-225-CL	60mm x 225mm (2-3/8" x 8-7/8")
SBP150-150-CL	150mm x 150mm (5-7/8" x 5-7/8")
SBP150-225-CL	150mm x 225mm (5-7/8" x 8-7/8")

Aluminum SignBand Insert Slots



SB90IS
90mm ht.
(3-1/2") ht.

SB60IS
60mm ht.
(2-3/8") ht.

SB45IS
45mm ht.
(1-3/4") ht.

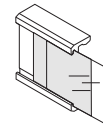
SB30IS
30mm ht.
(1-1/8") ht.

SB15IS
15mm ht.
(9/16") ht.

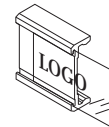
User Lettering Solution!

Note: Available Graphic area is 6mm (1/4") less than overall height - Except on larger* sizes, the graphic area is 8mm (5/16") less than overall height.

Insert Slot Options




SWMS
SignWord Paper
Inserts w/Laser
Printed Copy &
Protective
Overlay



SB010
10mil Lexan
w/Subsurface
Graphics



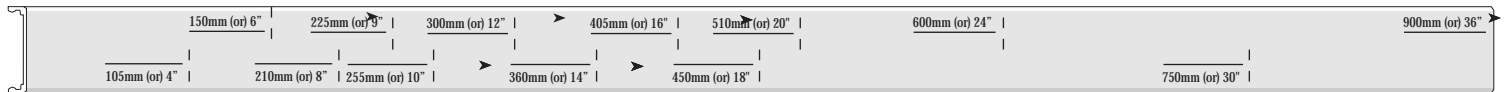
SB020
20mil
Polyester
w/Surface
Graphics



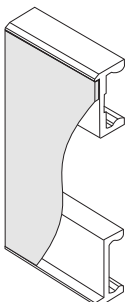
SBADA
Photopolymer
ADA Inserts

Aluminum Band Widths

Aluminum SignBands & SignBand Insert Slots are available in the following widths (metric or imperial):



Acrylic Plaque Inserts



SB241
1/16" Acrylic

Standard* Heights

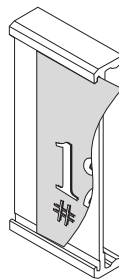
- 180mm (7-1/16")
- 195mm (7-3/4")
- 210mm (8-1/4")
- 225mm (8-7/8")
- 255mm (10")
- 300mm (11-3/4")
- 360mm (14-1/8")
- 405mm (16")

* Exact heights are shown in mm's. Inch height dimensions are nominal.

Standard Widths

- 210mm or 8"
- 225mm or 9"
- 255mm or 10"
- 300mm or 12"
- 360mm or 14"
- 405mm or 16"
- 450mm or 18"
- 510mm or 20"
- 600mm or 24"
- 750mm or 30"
- 900mm or 36"

ADA Solutions



SBADA
Photopolymer ADA
Band w/Insert Slot

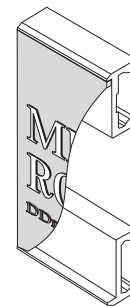
Standard* Heights

- 45mm (1-3/4")
- 60mm (2-3/8")
- 90mm (3-1/2")

* Exact heights are shown in mm's. Inch height dimensions are nominal.

Standard Widths

- 45mm or 2"
- 105mm or 4"
- 150mm or 6"
- 210mm or 8"
- 225mm or 9"
- 255mm or 10"
- 300mm or 12"



SB080-A
.080" Rigid
Phenolic Plaque

Standard* Heights

- 60mm (2-3/8")
- 90mm (3-1/2")
- 120mm (4-3/4")
- 180mm (7-1/16")
- 195mm (7-3/4")
- 210mm (8-1/4")
- 225mm (8-7/8")
- 255mm (10")
- 300mm (11-3/4")

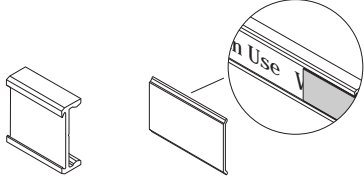
* Exact heights are shown in mm's. Inch height dimensions are nominal.

Standard Widths

- 150mm or 6"
- 210mm or 8"
- 225mm or 9"
- 255mm or 10"
- 300mm or 12"
- 360mm or 14"

Other Components & Decorative Elements

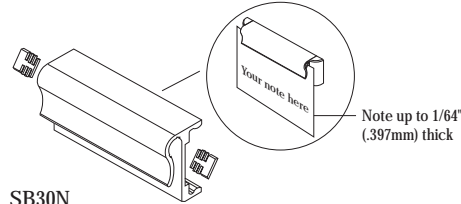
Changeable Sliding SignBand



SBSB
Slider Band
30mm ht.
(1-1/8") ht.

SBSI
Slider Insert
30mm ht.
(1-1/8") ht.

SignBand Notifier Message Strip



SB30N
SignBand Notifier
30mm ht.
(1-1/8") ht.

Note up to 1/64"
(.397mm) thick

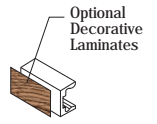
Decorative Elements



SBDB-R
Radius
15mm
(9/16") ht.



SBDB-B
Bevel
15mm
(9/16") ht.




SBDB-OF
Optional Face
15mm
(9/16") ht.

Optional
Decorative
Laminates

Plastic End Clips

For Low-Profile signs up to 210mm/8-1/4" in Height



Low Profile
9.5mm(3/8")
Depth

SBEC210-R
210mm (8-1/4")
Radius

SBEC150-R
150mm (5-7/8")
Radius

SBEC120-R
120mm (4-3/4")
Radius

SBEC90-R
90mm (3-1/2")
Radius

SBEC75-R*
75mm (3")
Radius

SBEC60-R
60mm (2-3/8")
Radius

SBEC45-R
45mm (1-3/4")
Radius

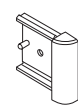
SBEC30-R
30mm (1-1/8")
Radius

* Not available in
Contour shape

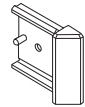
Shapes



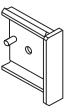
SBEC-C
Contour



SBEC-R
Radius
(as shown)



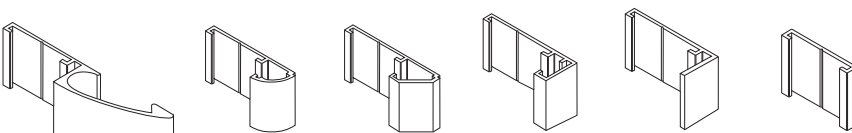
SBEC-B
Bevel



SBEC-S
Square

Aluminum Side Tracks

For signs of standard heights from 120mm(4-3/4") up to 1005mm(39-1/2")



SBST-C
Contour

SBST-R
Radius

SBST-B
Bevel

SBST-S*
Square

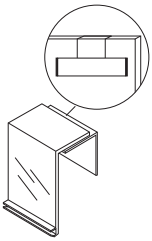
SBST-T**
Thin Line

SBC**
Center

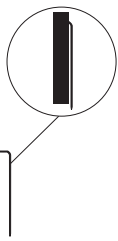
16mm(5/8")
Depth

* May also be used as a Column Divider.
** Used ONLY as Column Dividers or
Center Supports unless otherwise
approved by Factory.

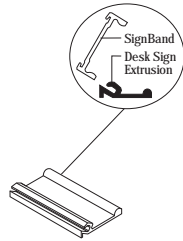
Accessories



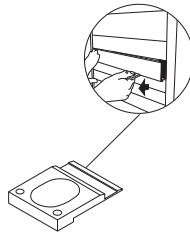
SBPC
Panel Clip
For Office
Partitions



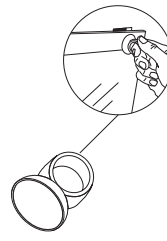
PIN
PinLock
Fastener
For Fabric



SBDSE
Desk Sign
Extrusion
Black Plastic



SBRMT
SignBand
Removal
Tool



SCT
Suction
Cup Tool
For Window
Signs

Standard Colors & Finishes

Integral Colors
for Molded Plastic End Clips
and Color Bands
A02 Black
A03 Putty*
A44 Architectural Brown*
A72 Bone White
A78 Pearl Grey

Translucent Colors
Contour End Clips ONLY
T90 Ice Blue
T91 Frost Grey
T92 Mist Green
T93 Butterscotch

Painted Colors
for All Components
A02 Black
A43 Putty
A44 Architectural Brown
A72 Bone White
A78 Pearl Grey

• Plus - 44+ Other APCO
Standard Colors
• Custom Colors Available

Metallic Finishes
for Aluminum Components only
Natural Satin Anodized

* Not available as standard for Contour End Clips