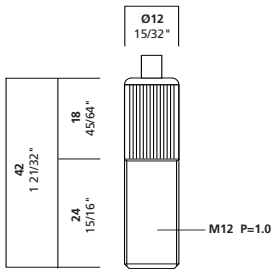


# BS23

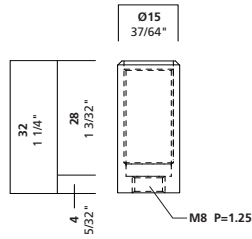


## BS23

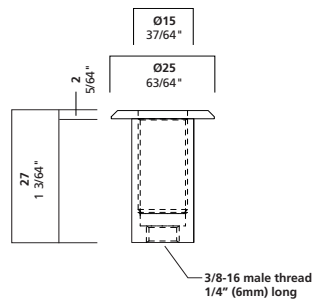
BS23 is a floor tensioner that also works well as a light weight turnbuckle. Use it to tension cables to minimize the movement of displays.



## BS23BSET



## BS23CSET



## Product Information

### cable size

3/64" 1.0 - 1.2 mm

1/16" 1.5 mm

1 2

### maximum weight

3/64": 40 lbs. 18 kg

1/16": 65 lbs. 30 kg

### function

tensioner: floor

**BS23BSET:** surface mount: concrete, wood, tile

**BS23CSET:** countersunk: concrete tile

### installation instructions

**BS23BSET:** Mount base socket to wood surface with #12 pan head screw.

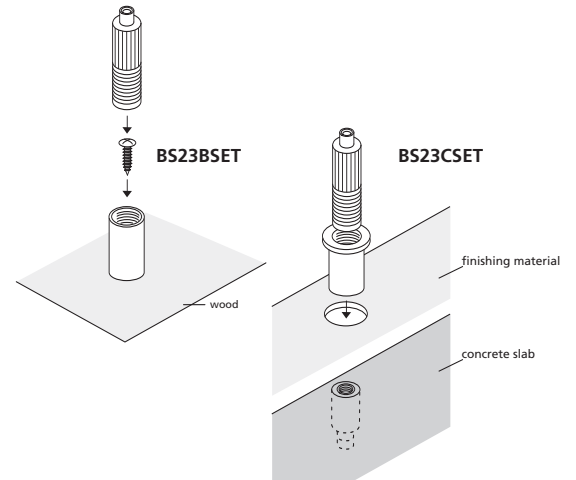
Mount base socket to concrete surface with 1/4-20 concrete anchor and bolt.

Thread the tensioner into the socket two turns. Insert cable into tensioner.

Turn tensioner down by hand while holding socket with other (to prevent countertwist).

**BS23CSET:** Drill .625" diameter hole 1 1/2" deep into concrete. Drill additional hole (in first hole) to set 3/8" concrete anchor. Set anchor, screw in B23C socket. Start BS23BO threads in socket, insert cable, turn BS23BO to tension cable. Use 1/4" screw.

call for availability



## Arakawa Hanging Systems

2505 SE 11th Avenue, Suite 117

Portland, Oregon 97202

phone: 503.236.0440

fax: 503.236.0427

toll free: 888.272.5292

[www.arakawagrip.com](http://www.arakawagrip.com)

Copyright © 2005 Arakawa & Co., Ltd. All rights reserved. Arakawa products are covered by U.S. and foreign patents, issued and pending. Specification and price change privileges reserved.

