

FRP1S



°FRP1S

Use as a puck type panel connection. Bolt passes through panel and smooth puck surface creates a neat finish. Will accommodate panel thicknesses from 1/8" - 1/2"

Not for glass installations.

FRP1S-1/8 (Use for ONLY 1/8" panel)

FRP1S-1/4 (Use for 3/16" - 1/4" panel)

FRP1S-3/8 (Use for 5/16" - 3/8" panel)

FRP1S-1/2 (Use for 7/16" - 1/2" panel)

° Product Information

cable size

1/16" 1.5 mm

3/32" 2.5 mm

2-3

maximum weight

1/16": 65 lbs. 30 kg

3/32": 155 lbs. 70 kg

function

midway: Panels

FRP1S-1/8 (Use for ONLY 1/8" panel)

FRP1S-1/4 (Use for 3/16" - 1/4" panel)

FRP1S-3/8 (Use for 5/16" - 3/8" panel)

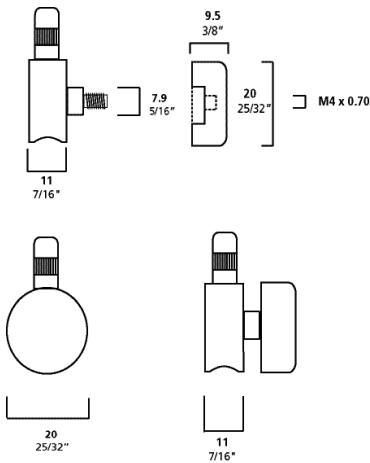
FRP1S-1/2 (Use for 7/16" - 1/2" panel)

* Not for glass installations

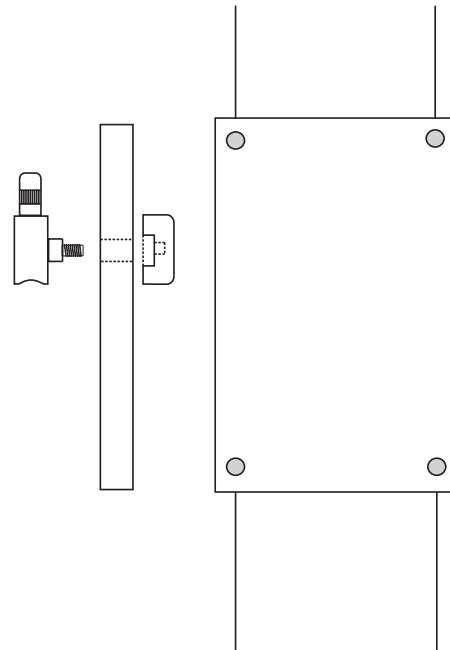
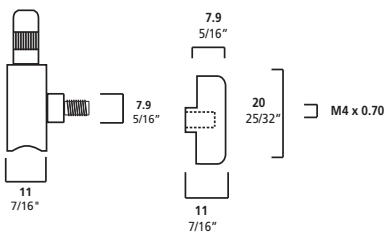
installation instructions

Midway: Drill 21/64" - 3/8" Ø hole in panel, insert bolt into gripper body, pass bolt through panel and attach puck face.

FRP1S-1/8 or FRP1S-1/4



FRP1S-3/8 or FRP1S-1/2



Arakawa Hanging Systems

2505 SE 11th Avenue, Suite 122

Portland, Oregon 97202

phone: 503.236.0440

fax: 503.236.0427

toll free: 888.272.5292

www.arakawagrip.com



Copyright © 2009 Arakawa & Co., Ltd. All rights reserved. Arakawa products are covered by U.S. and foreign patents, issued and pending. Specification and price change privileges reserved.