

STRONG



▲ Photo info



**CROSSVILLE**

Porcelain Stone/USA

# STRONG

## Beauty, Strength and Rustic Elegance

Crossville's popular Strong Series combines the great looks that homeowners desire with the strength and durability demanded of high-traffic flooring. In addition to its beauty, Strong can also take a beating - which makes it the best overall choice for your home.

**Strong tile featured on the cover and in these two photos includes:**

**Giallo VS103 - 12" x 12", 18" x 18"**

**Verde VS104 - 6" x 6", 12" x 12"  
12" x 18", 18" x 18"  
3" x 12" bullnose**

**Also featured is tile from Crossville's Stainless Steel Series:**

**Brushed Finish, MT210 -  
2" x 2", 6" x 6",  
1" x 8" and 2" x 8" liner bars**

With the look and feel of real slate, the Strong Series brings the great outdoors inside your home. As more and more Americans choose to decorate with natural-looking materials, Strong provides a rustic elegance that will fit beautifully into any home or business environment. In addition, the Strong Series offers the following benefits:

- Available in six stylish colors; shading and variations within each color accentuate the look of authentic slate.
- Comes in five modular sizes, allowing you to create innumerable patterns.
- Designed for use on walls as well as floors, allowing you to create beautiful wall/floor combinations.
- All sizes are 3/8" thick, making the tile exceptionally strong - 30% stronger than granite. Plus, Strong's high breaking strength makes it ideal for high-traffic areas.

▲ Photo info

**Beige VS101 - 12" x 12", 12" x 18"**  
**Questech Metals Accents -**  
**Bronze 4" x 12" border, 4" x 4" border corner/rosette**



▲ Photo info



▲ Photo info


**Almond VS100 - 18" x 18"**  
**Half Moon tumbled natural border K405**  
**Nero VS105 - 12" x 12", 12" x 18"**

# STRONG

Almond VS100




Beige VS101



Brown VS102



Giallo VS103



Verde VS104



Nero VS105



## Sizes Available

Nominal Size	Actual Size	Metric (cm)
6" x 6"	5¾" x 5¾"	15 x 15
6" x 12"	5¾" x 11¼"	15 x 30
12" x 12"	11¾" x 11¾"	30 x 30
12" x 18"	11¾" x 17¾"	30 x 45
18" x 18"	17¾" x 17¾"	45 x 45

## Product Performance

Abrasive Wear	138-198	ASTM C501
Bond Strength	>200 psi	ASTM C482
Breaking Strength	480-550 lbs.	ASTM C648
Coefficient of Friction (Dry)	>0.8	ASTM C1028-89
Coefficient of Friction (Wet)	>0.6	ASTM C1028-89
Water Absorption	<0.2% max.	ASTM C373

## Recommended Usage

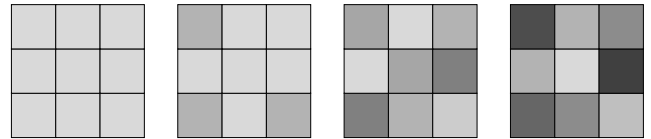
Crossville porcelain stone products are recommended for interior walls and floors and exterior walls in both residential and commercial applications.

## Care and Maintenance

Regular cleaning is the best way to keep your porcelain stone looking new for years to come. Use clean, hot water (combined with a household cleaner for more aggressive cleaning). Rinse thoroughly and dry with a soft cloth to prevent water spots. No waxes or sealers are needed. More information regarding the care and maintenance of Crossville Porcelain Stone products is available at [www.crossville-ceramics.com](http://www.crossville-ceramics.com).

## Shade & Texture Index

Strong has a shade variation of V3



V1

V2

V3

V4

- V1 = Uniform Appearance:** Differences among pieces from the same production run are minimal.
- V2 = Slight Variation:** Clearly distinguishable texture and/or pattern within similar colors.
- V3 = Moderate Variation:** While the colors present on a single piece of tile will be indicative of the colors to be expected on the other tiles, the number of colors on each piece may vary significantly.
- V4 = Substantial Variation:** Random color differences from tile to tile, so that one tile may have totally different colors from those on other tiles. Thus, the final installation will be unique.

## Trim (available in all colors)



Colors represented in this piece may vary from true porcelain stone colors. Final selection should be made from actual product samples.



Crossville Ceramics Company  
 P.O. Box 1168 • Crossville, TN 38557  
 Phone: 931-484-2110 • Fax: 931-456-2956  
 E-Mail: [crossc@crossville.com](mailto:crossc@crossville.com)  
 Homepage: [www.crossville-ceramics.com](http://www.crossville-ceramics.com)



## Front Cover

### Fireplace: Strong Series

Color Code	Color Name	Size	Pattern %
VS103	Strong Giallo	12"x12"	*
VS104	Strong Verde	6"x6"	*
VS104	Strong Verde Bullnose	3"x12"	*
MT210	Brushed	2"x2"	*
MT210	Brushed	6"x6"	*
MT210	Brushed Liner Bar	1"x8"	*
MT210	Brushed Liner Bar	2"x8"	*

### Outer Floor: Strong Series

Color Code	Color Name	Size	Pattern %
VS103	Strong Giallo	18"x18"	100%

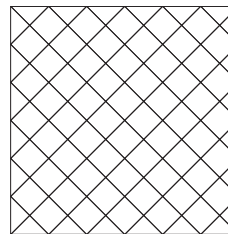
### Floor Under Table: Strong Series\*\*

Color Code	Color Name	Size	Pattern %
VS104	Strong Verde	12"x18"	**
VS104	Strong Verde	18"x18"	**
MT210	Brushed	6"x6"	**
MT210	Brushed Liner Bar	2"x8"	†

\* No pattern available

\*\* Not enough shown to determine pattern

† Border tile based on size of area



Outer Floor: Idea Book  
Pattern #1



## Page 3 - Top

### Floor: Strong Series and Questech Metals

Color Code	Color Name	Size	Pattern %
VS101	Beige	12"x12"	100%
VS101	Beige	12"x18"	*
FBRD007002100	Questech Metals	4"x12"	*
FBRD008002100	Questech Metals	4"x4"	5.3%†
	Bronze-Flagstone Floor Border Corner/Rosette		

\* Border tile based on size of area

† Additional 4x4 tiles will be needed for corner of borders



### Page 3 - Bottom Left

#### Floor\*: Strong Series and Stainless Steel

Color Code	Color Name	Size	Pattern %
VS104	Strong Verde	12"x18"	*
VS104	Strong Verde	18"x18"	*
MT210	Brushed	6"x6"	*

\* Not enough shown to determine pattern

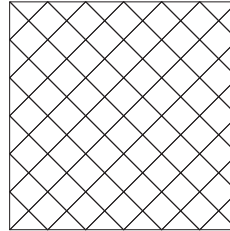


### Page3 - Bottom Right


#### Wall: Strong Series and Tumbled Natural Border

Color Code	Color Name	Size	Pattern %
VS100	Almond	18"x18"	100%
K405	Tumbled Natural Border - Half Moon	6 3/4"x 12 1/2"	*
VS105	Nero	12"x12"	40%
VS105	Nero	12"x18"	60%

\* Border based on size of area



Above Border: Idea Book Pattern #1



Below Border :Idea Book Pattern #35