



2770

VALUABLE FEATURES

- Stainless Steel Side Rail Accent
- Lifetime Warranty
- Spring Seat Construction
- Solid Maple Construction
- Replaceable Components
- Nemschoff Mortise and Tenon Construction
- Plastic Rubber Cushioned Glides
- Nemschoff healthcare finishes for heavy use and harsh cleaning
- Certified to meet CTB 133/ASTM E-1537 with most fabrics
- Wipe-out design

OPTIONS

- Two Back Details
- Three seat with intervening arms available with center glider
- (P)lus - Removable Seat and Back Covers
- (S)tandard - Non-Removable Seat and Back Covers
- Finish Options
- Coordinating Spanner or Freestanding Tables
- Ganging available
- Moisture Barrier

2770 SERIES (lounge)



CREATE YOUR OWN DESIGN

2 7 7 0 □ □ □ □ - P or S

Back Element

Configuration (See below)

IMPORTANT NOTE:
To place order, you must create product number by selecting elements. Configuration created determines price. Elements are not priced separately.

Back Element:




Square Shape

2 7 7 0 Q



Arcade Shape

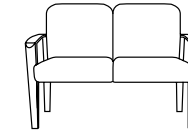
2 7 7 0 S



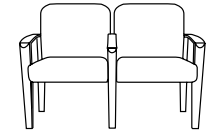
2770□-10, Chair
W=22½", D=25", H=33",
SH=18¼", AH=25½"



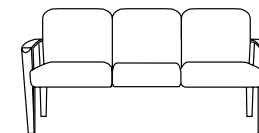
2770□-10, Chair



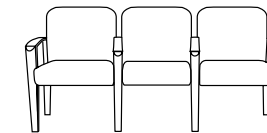
2770□-20, Two Seat
W=44", D=25", H=33",
SH=18¼", AH=25½"



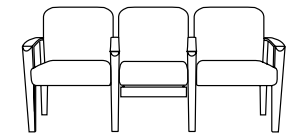
2770□-22, Two Seat
with full intervening arm
W=46", D=25", H=33",
SH=18¼", AH=25½"



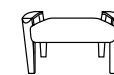
2770□-30, Three Seat
W=64", D=25", H=33",
SH=18¼", AH=25½"



2770□-33, Three Seat
with full intervening arms
W=68", D=25", H=33",
SH=18¼", AH=25½"



2770□-33G, Three Seat
with full intervening arms
and glider option
W=68", D=25", H=33",
SH=18¼", AH=25½"



2770□-B1, Bench
W=23½", D=23",
H=21½", SH=18¼"



2770□-B2, Bench
W=44½", D=23",
H=21½", SH=18¼"



2770 Series

Comfortable Flexibility

The wait seems shorter with the 2770 Series ganging lounge seating. The simple, updated design is as comfortable to sit in as it is great to look at. The system includes integral tables as well as a glider option. With its light scale and stainless steel side accent rail, the 2770 Series offers a contemporary look to any setting. Excellent for easing maximum people in minimum space.



2770-33G, Three Seat with full intervening arms and glider option
W=68", D=25", H=33",
SH=18 1/4", AH=25 1/2"



2770-10, Chair
W=22 1/2", D=25", H=33",
SH=18 1/4", AH=25 1/2"



2770-20, Two Seat
W=44", D=25", H=33",
SH=18 1/4", AH=25 1/2"



2770-B1, Bench
W=23", D=23", H=21 1/2",
SH=18 1/4"



2770-30, Three Seat
W=64", D=25", H=33",
SH=18 1/4", AH=25 1/2"