

SPECIFICATIONS

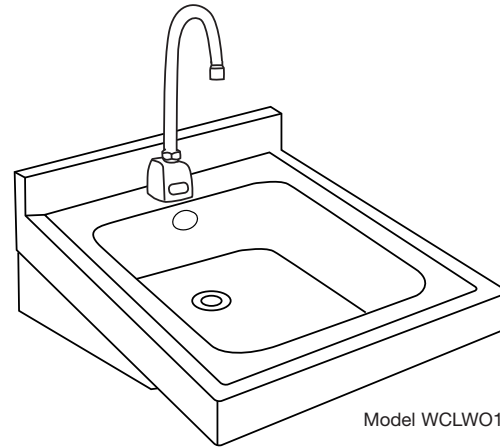
GENERAL

WCLWO1923OSD #18 gauge, type 304 (18-8) stainless steel lavatory with 5/32" (4mm) raised rim. Compartment has 1-3/4" (44mm) radius vertical and horizontal covered corners. 2-1/2" (64mm) apron front and both sides. Full length 2-1/2" (64mm) high backsplash. Exposed surfaces are hand blended to a uniform satin luster finish. Underside is sound deadened. Furnished with integral stainless steel support brackets. Rear centered drain outlet. Drain opening size 1-5/8" (41mm). Chrome plated grid strainer with elbow and offset 1-1/4" (32mm) tailpiece. With connected overflow. Meets ADA requirements.

(CHECK MODEL SPECIFIED)

MODEL	FAUCET	DRAIN	MIXING VALVE
<input type="checkbox"/> WCLWO1923OSDSBC	LK721B	LKAD174	NONE
<input type="checkbox"/> WCLWO1923OSDSBMC	LK721B	LKAD174	LK724
<input type="checkbox"/> WCLWO1923OSDSBTMC	LK721B	LKAD174	LK723

LK721B Sensor-operated, non-mixing (tempered water), deck-mounted gooseneck faucet with adjustable sensor eyes. A continuous beam is emitted from sensor. The sensor faucet is activated by user placing hands under the spout. Tempered water will flow as long as hands remain within sensor range. When hands are removed, the water stops automatically based on shut off delay settings. The sensor then resets and is ready for the next user. Battery powered and has a battery holder with (4) AA batteries. Chrome plated - solid brass body construction and 12-1/2" (318mm) high from deck to top of spout, 8-1/4" (210mm) from deck to spout outlet, 5-3/8" (137mm) reach C.P. spout with 2.0 gpm laminar flow control on spout end. Includes vandal-resistant, water-resistant sensor control module with armored vandal-resistant control and power cables, slow-closing piston operated solenoid valve, in-line filter with clean out trap, and 3/8" (10mm) stainless steel braided 12" (305mm)



Model WCLWO1923OSDSBC

supply line. Control circuit is solid state, has adjustable sensor range (6" [152mm] preset to 30" [762mm]), shut off delay preset at 1 second and field adjustable to 2, 4 or 8 seconds, and automatic time-out feature (to prevent sink overflow) is preset at 0 seconds and is field adjustable to 15, 30 or 60 seconds.

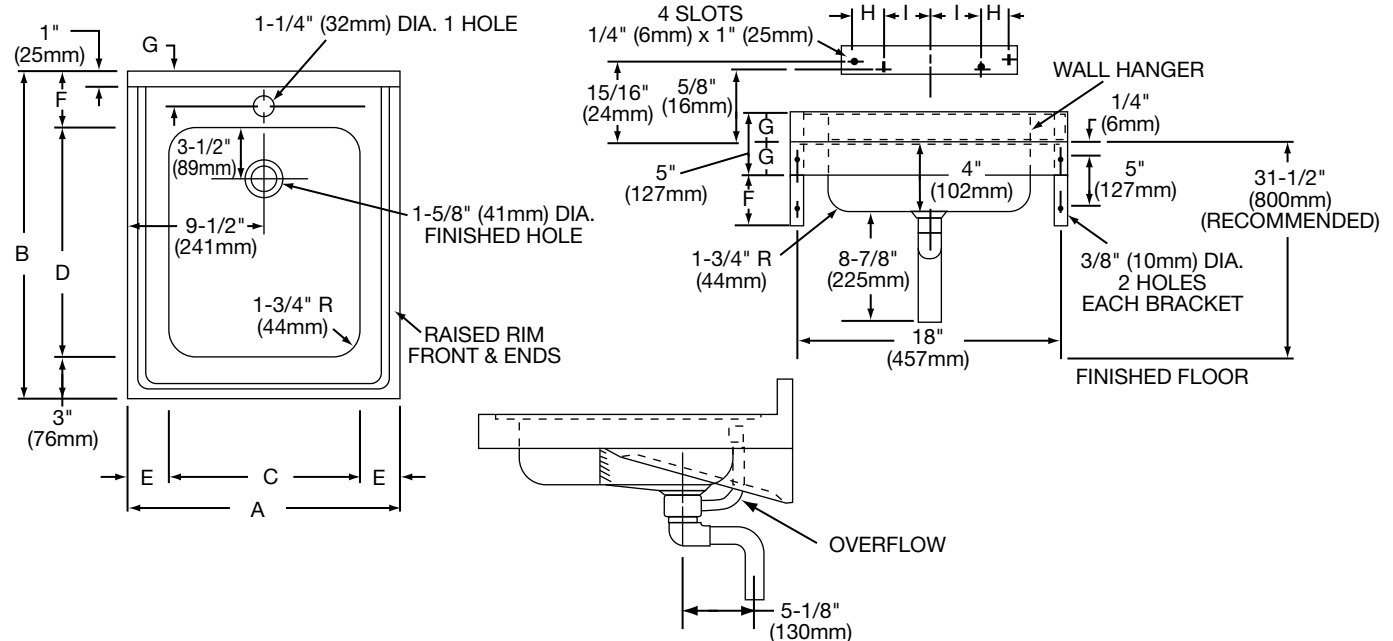
LKAD174 Chrome plated brass perforated grid strainer with 1-1/4" (32mm) O.D. stainless steel tailpiece.

LK723 Anti-scald thermostatic mixing valve with nickel-plated brass body 1/2" (13mm) SWT inlets and outlet connections, check valves on inlets and a mixed temperature range of 80°- 120°F. Certified under ASSE1016.

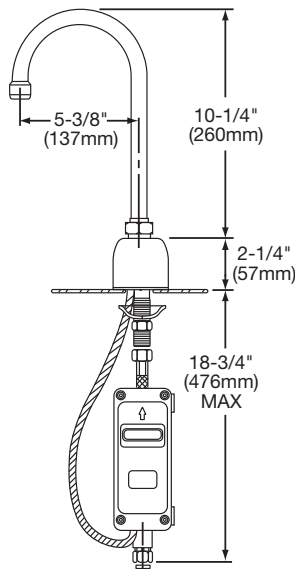
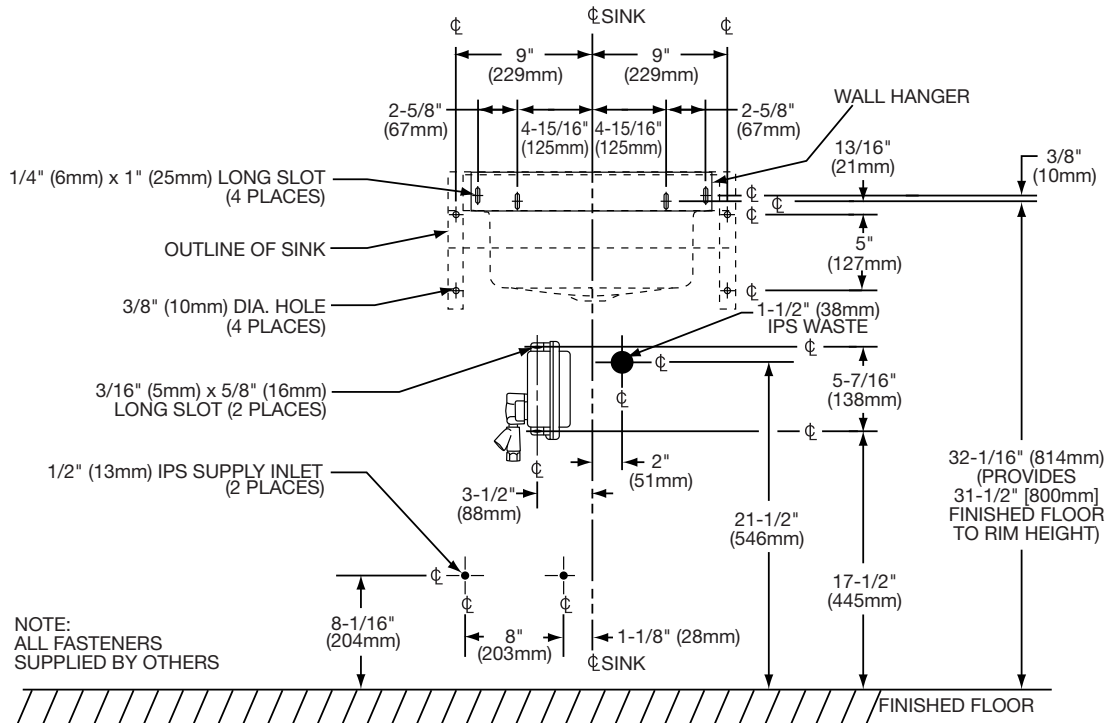
LK724 Mechanical mixing valve with C.P. brass body, 3/8" (10mm) compression inlets and outlet connections, and check valves on inlets.

DIMENSIONS

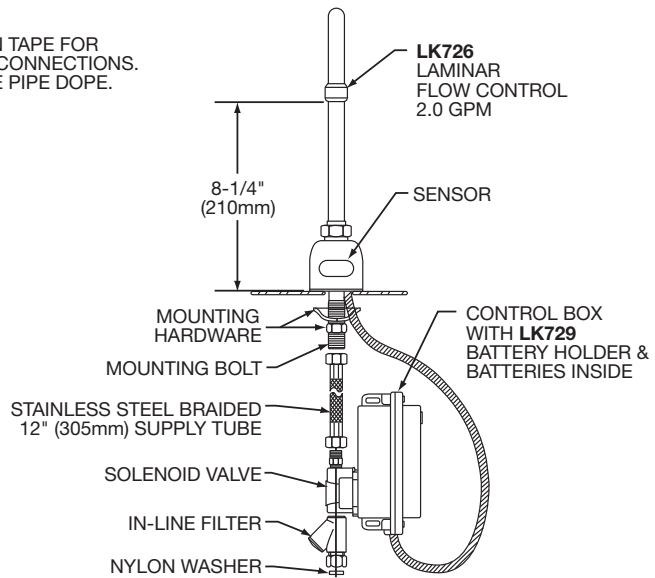
Model Number	A		B		C		D		E		F		G		H		I	
	in.	mm	in.	mm	in.	mm	in.	mm	in.	mm	in.	mm	in.	mm	in.	mm	in.	mm
WCLWO1923OSD	19	483	23	584	13 1/2	343	16	406	2 3/4	70	4	102	2 1/2	64	2 5/8	67	4 15/16	125



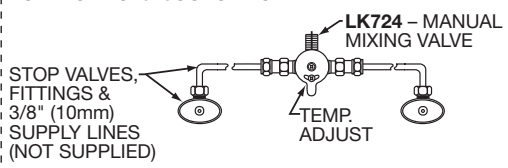
ROUGH-IN DIMENSIONS



NOTE:
USE TEFLON TAPE FOR
ALL WATER CONNECTIONS.
DO NOT USE PIPE DOPE.



FOR WCLWO1923OSDSBMC



FOR WCLWO1923OSDSBTMC

