

ELKAY[®]

SPECIFICATIONS

Gourmet[®] Undermount Single Bowl Sink Models ELU1316 and ELUH1316

GENERAL

Highest quality sink formed of #18 (1.2mm) gauge, type 304 (18-8) nickel bearing stainless steel. Undermount.

DESIGN FEATURES

Bowl Depth: 7-7/8" (200mm).

Coved Corners: 1-3/4" (44mm) vertical and horizontal radius.

Finish: Exposed surfaces are hand blended to a lustrous satin finish.

Underside: Fully protected by heavy duty Sound Guard[®] undercoating to prevent condensation and dampen sound.

OTHER

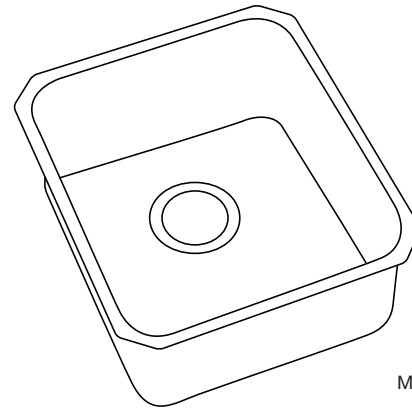
Drain Opening: 3-1/2" (89mm).

Note: All Elkay undermount sinks are designed to affix to the underside of any solid surface countertop.

These sinks comply with ASME A112.19.3 and CSA B45.4-02.



These sinks are listed by the International Association of Plumbing and Mechanical Officials as meeting the requirements of the Uniform Plumbing Code.



Model ELU1316

OPTIONAL ACCESSORIES

Bottom Grid: LKWOBG1316SS.

Cutting Boards: CB1613, CB1713, CBR1316, CBS1316 (ELUH model only).

Drain: LK99

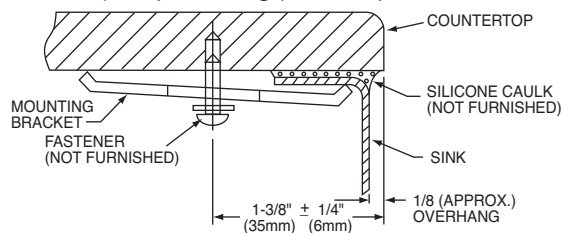
Rinsing Basket: LKWRB1316SS.

Utensil Caddy for Rinsing Basket: LKWERBSS.

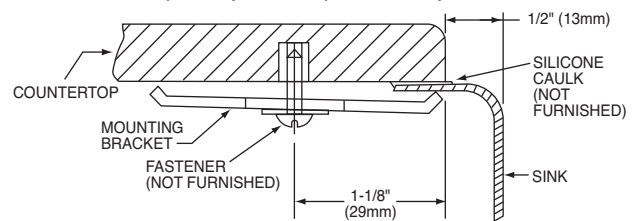
Installation Profile of ELU and ELUH Single Bowl Models

The template provided with each ELU/ELUH sink provides the only type of installation recommended by Elkay.

1/8" (3mm) Overhang (ELU Sink)



1/2" (13mm) Reveal (ELUH Sink)



SEE OTHER SIDE FOR PRODUCT DIMENSIONS.

In keeping with our policy of continuing product improvement, Elkay reserves the right to change product specifications without notice. Please visit elkayusa.com for most current version of Elkay product specification sheets.

This specification describes an Elkay product with design, quality and functional benefits to the user. When making a comparison of other producers' offerings, be certain these features are not overlooked.

**Gourmet® Undermount Single Bowl Sink
Models ELU1316 and ELUH1316**

**ELKAY®
SPECIFICATIONS**

SINK DIMENSIONS*

Model Number	Overall		Inside Bowl			Cutout in Countertop	Minimum Cabinet Size
	L	W	L	W	D		
ELU1316	15 (381mm)	17 1/2 (445mm)	13 1/2 (343mm)	16 (406mm)	7 7/8 (200mm)	See Template**	18 (457mm)
ELUH1316	16 (406mm)	18 1/2 (470mm)	13 1/2 (343mm)	16 (406mm)	7 7/8 (200mm)		21 (533mm)

*Length is left to right. Width is front to back.

**Template and countertop mounting clips are packed with every sink.

