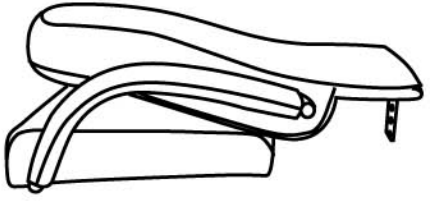

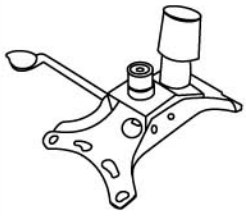
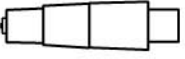



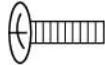
MODEL: 9301 9306 9351 9356

(1)x1		(2)x5
		
Back & Seat W/ ARMS		Caster
(3)x1	(4)x1	(5)x1
		
Mechanism	Gas Lift W/ Cover	5-Star Base

**Customer Service Hotline:
1-800-593-1888**

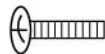
Please unscrew all screws from the bottom of seat cushion before assembly.

(A)*4PCS



M8 * 22

(B)*6PCS



M6 * 25

(C)*4PCS



ARM CAP

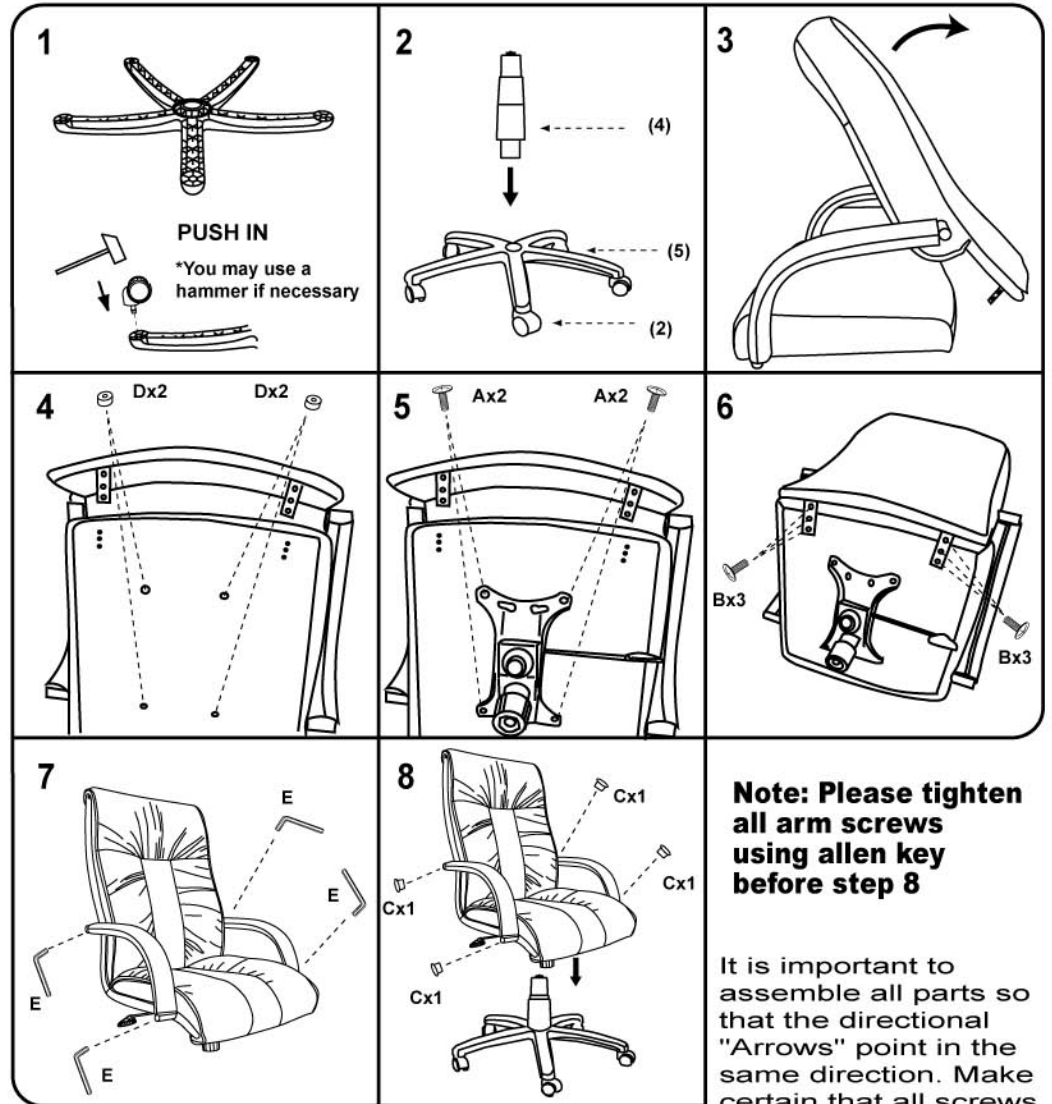
(D)*4PCS



(E)*1PC



ALLEN KEY



Warning: Do not stand on the seat

**For further assembly instructions,
please visit our web site at
www.bosschair.com**

**Note: Please tighten
all arm screws
using allen key
before step 8**

It is important to assemble all parts so that the directional "Arrows" point in the same direction. Make certain that all screws are FULLY tightened before using the chair. Each month, check all screws and tighten any that may have loosened.