




COLLECTION: FUMATO SOPPALCO
MAYAN GOLD

FEATURES

thickness: 9/16"
 width: 3 1/4", 5", 7"
 length: random (3 1/4" & 5") fixed (7")
 finish: urethane w/ aluminum oxide
 top layer: 3 mm
 edge style: micro bevel

HARDNESS



JANKA HARDNESS SCALE: 1360


The Janka hardness test rates the relative hardness of wood. It measures the force necessary to embed a .444-inch steel ball to half its diameter in wood. It is the industry standard for gauging the ability of various species to tolerate denting and normal wear. The higher the number, the harder the wood. However, this scale should only be used as a general guide since plank construction and finish are also important factors to consider when comparing the durability and ease of maintenance of flooring.

INSTALLATION

- This product is to be installed by a flooring professional.
- Can be installed using glue down or staple methods
- For complete installation instructions please visit us on the web at www.terralegno.com



COLOR and GRAIN



SHADE VARIANCE: LOW - MED



COLOR CHANGE: LOW

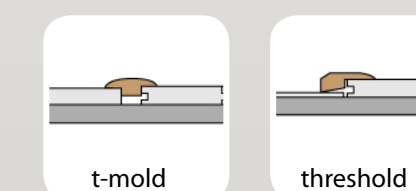
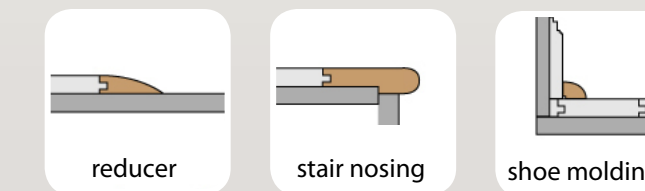
SHADE VARIANCE refers to the difference in color that the individual planks of this species will have. This variance will be most noticeable when installed, and the degree of natural variance among planks on an installed floor is indicated in the icon above.

Over time, the color of wood naturally changes when exposed to light. While direct sunlight causes the greatest amount of change, even the lighting in your home can effect the color of your wood floors. The COLOR CHANGE icon will give you an idea of the amount of change that will naturally occur to this plank over time. For more information on color change and how to keep your wood floors looking their best, visit our website at www.terralegno.com.

CARE & MAINTENANCE

- Vacuum or sweep your floor once a week, or more if needed. The vacuum head must be brush or felt. Do not use vacuums with beater bars or hard heads.
- A good quality dust mop is also highly recommended to eliminate finer particles of grit and dirt that can act like sandpaper on a hardwood floor.
- Keep animal nails trimmed to prevent finish scratches.
- If your floor abuts exterior doors, place outside doormats at the entrances to keep dirt and moisture from being tracked in. Inside, you may want to add an area rug to further prevent dirt and moisture from being tracked onto your hardwood floor.
- Don't use rubber, foam back or plastic mats as they may trap moisture and possibly discolor your floor.
- Spills and tracked-in dirt should be cleaned immediately. Using a regular gloss urethane dressing that adds shine and protects from nicks & scratches, lightly apply to the surface and wipe with a sponge mop or a soft cloth. Excess cleaner that does not evaporate immediately should be dried with a clean towel. No rinsing is necessary.
- Twice a year, apply a regular gloss urethane dressing that adds shine and protects from nicks & scratches. The application of this top dressing can be done in one easy step. Simply apply a thin coat with a sponge mop and let dry. When possible, always apply with the grain. (See the product container for important details).

TRIM OPTIONS



WARRANTY



25- YEAR STRUCTURAL INTEGRITY WARRANTY

25- YEAR RESIDENTIAL FINISH WARRANTY



terra legno
 ENGINEERED WOOD FLOORING