

# **COMBOLIGHT**


## **Continuous Channel**

---

# COMBOLIGHT® Continuous Channel™

## Coordination of the Trades


HVAC Supply Systems



Continuous Channel caters to the designer's need to integrate with other "non-lighting" ceiling elements such as sprinklers, HVAC, security systems and audio.

By combining these elements into one clean, continuous entity the architectural integrity of the ceiling is maintained.


Fire Sprinklers



Surveillance Cameras





PA Audio Systems



## Continuous-Run Multi-Lamp Recessed Lighting



Fluorescent Lamps and Accessories



Trimless or 1" Trim

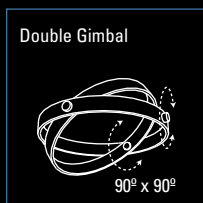
- Available as a fixed downlight, Adjustable Downlight Channel Channel or as a wall grazing fixture
- Available with a trimless opening or with a 1" trim
- Can accommodate ceiling thicknesses from 1/2" to 1"
- Specified by the inch, Continuous Channel is available in single fixture units up to 120" maximum length. Multiple units may be installed and connected together for unlimited linear runs
- Utilizes Low Voltage Halogen, Line Voltage Halogen or Metal Halide lamps in many different wattage and beam patterns
- All aluminum construction
- Available with integral power supplies (low voltage electronic or magnetic transformers or Aromat® metal halide ballasts) or configured for remote power.
- Standard double gimbal lamp holder adjusts 90° x 90°
- Corner modules available for 45° or 90° returns

CCADMR16 BK WH MAG 96 06 120

## Recessed Low Voltage MR16 Continuous Channel

- Available with 1" trim or trimless
- Ordered by the inch. Maximum single unit is 120". Multiple units may be installed end to end for a continuous run.
- Adjustable Plaster Frame can accommodate 1/2" to 1" Ceiling Thickness
- Electrical J-Box and Transformers accessible through the fixture opening via removable doors in housing sidewall
- Offered with magnetic transformer or electronic transformer with fuse and short circuit protection
- Fixed lamp holder ensures direct, non-adjustable vertical lamp beam for downlighting applications (CCFD)
- Double gimbal lamp holder provides 90° x 90° adjustability (CCAD)
- Lamp holder can accommodate three optical accessories (CCAD)
- Optional modules include fluorescent lamps, HVAC supply, security camera, fire sprinkler, PA Audio System

Use only dimmers specifically designed for use with magnetic or electronic transformers. Low voltage fixtures using magnetic transformers may produce audible sound when used with dimmers, which may be objectionable in acoustically critical areas



### Optional Accessories - See page 216 for details.

Baffle	Snoots	Louvers	Lenses

## CONTINUOUS CHANNEL MR16

FIXTURE TYPE	Catalog #	Description
	CCADMR16	Adjustable Downlight Channel for 12 volt MR16 75 watts max.
	CCFDMR16	Fixed Downlight Channel for 12 volt MR16 75 watts max.

INTERIOR	Catalog #	Description
	BK	Black Trim
	WH	White Trim
	PT	Custom Color (Specify)

TRIM	Catalog #	Description
	BK	Black Trim
	WH	White Trim
	SS	Industrial Silver
	PT	Custom Color (Specify)
	TR	Trimless (NO TRIM)

TRANSFORMER	Catalog #	Description
	MAG	Magnetic Transformer
	ELC	Electronic Transformer

LENGTH	Catalog #	Description
		Specify Length in Inches 120" Maximum

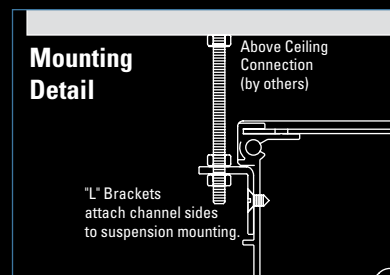
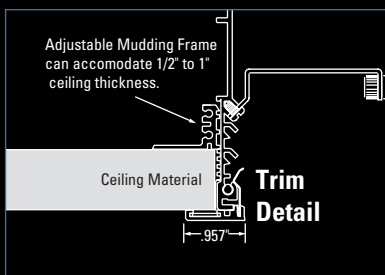
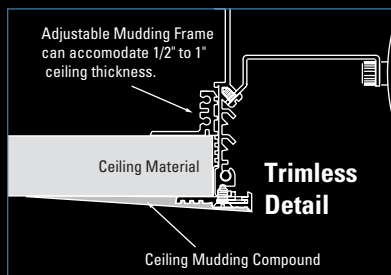
LAMP SPACING	Catalog #	Description
	06	6" o/c lamp spacing
	12	12" o/c lamp spacing
	18	18" o/c lamp spacing
	24	24" o/c lamp spacing
	40	40" o/c lamp spacing

VOLTAGE	Catalog #	Description
	120	120 Volt (Standard)
	277	277 Volt

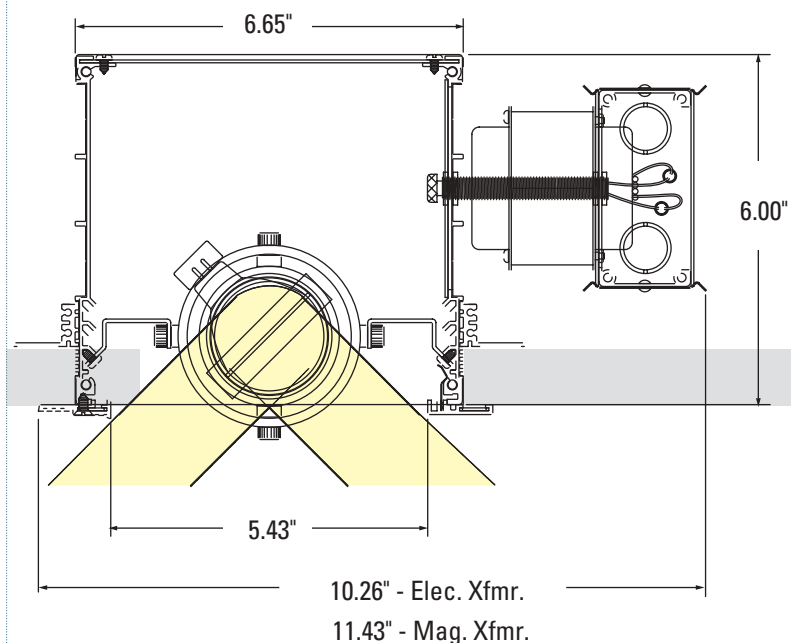
### Ordering Example

FIXTURE TYPE	INTERIOR	TRIM	TRANSFORMER	LENGTH	SPACING	VOLTAGE
CCADMR16	BK	WH	MAG	96	06	120

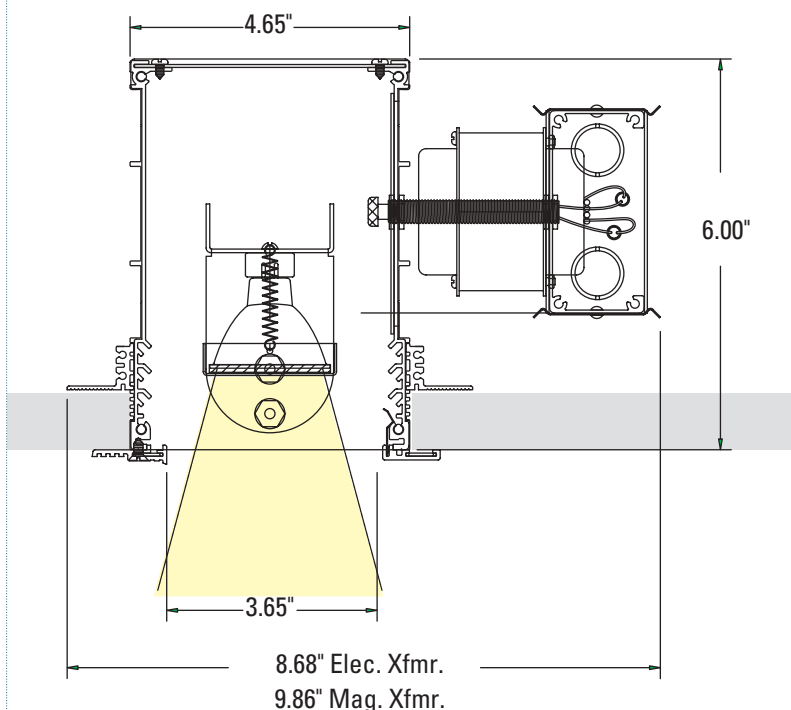
Continuous Channel, MR16, Black Interior, White Trim, Magnetic Transformer, 120 volts, 96" length, 6" O/C Lamp Spacing



## CCADMR16 - ADJUSTABLE DOWNLIGHT



## CCFDMR16 - FIXED DOWNLIGHT



## FLUORESCENT LAMP OPTIONS

Catalog #	Description
<b>BX40</b>	40 Watt BIAX® Fluorescent
<b>BX50</b>	50 Watt BIAX® Fluorescent
<b>PLL80</b>	80 Watt PL-L Fluorescent
<b>PLT26</b>	26 Watt PL-T Fluorescent
<b>PLT32</b>	32 Watt PL-T Fluorescent
<b>PLT42</b>	42 Watt PL-T Fluorescent
<b>T528</b>	28 Watt T5 Fluorescent
<b>T535</b>	35 Watt T5 Fluorescent
<b>T5H039</b>	39 Watt T5 High Output Fluorescent
<b>T5H054</b>	54 Watt T5 High Output Fluorescent
<b>T817</b>	17 Watt T8 Fluorescent
<b>T825</b>	25 Watt T8 Fluorescent
<b>T832</b>	32 Watt T8 Fluorescent
<b>T840</b>	40 Watt T8 Fluorescent

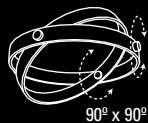
See page 204 - 205 for diffusers and parabolic louvers for fluorescent lamps.

## Recessed Low Voltage AR70 Continuous Channel

- Available with 1" trim or trimless
- Ordered by the inch. Maximum single unit is 120". Multiple units may be installed end to end for a continuous run.
- Adjustable Plaster Frame can accommodate 1/2" to 1" Ceiling Thickness
- Electrical J-Box and Transformers accessible through the fixture opening via removable doors in housing sidewall
- Offered with magnetic transformer or electronic transformer with fuse and short circuit protection
- Fixed lamp holder ensures direct, non-adjustable vertical lamp beam for downlighting applications (CCFD)
- Double gimbal lamp holder provides 90° x 90° adjustability (CCAD)
- Lamp holder can accommodate three optical accessories (CCAD)
- Optional modules include fluorescent lamps, HVAC supply, security camera, fire sprinkler, PA Audio System

Use only dimmers specifically designed for use with magnetic or electronic transformers. Low voltage fixtures using magnetic transformers may produce audible sound when used with dimmers, which may be objectionable in acoustically critical areas

Double Gimbal



### Optional Accessories - See page 216 for details.

Baffle	Snoots	Louvers	Lenses

CCADAR70 BK TR MAG 96 06 120

### CONTINUOUS CHANNEL AR70

FIXTURE TYPE	Catalog #	Description
	CCADAR50	Adjustable Downlight Channel for 12 volt AR70 50 watts max.
	CCFDAR50	Fixed Downlight Channel for 12 volt AR70 50 watts max.

INTERIOR	Catalog #	Description
	BK	Black Trim
	WH	White Trim
	PT	Custom Color (Specify)

TRIM	Catalog #	Description
	BK	Black Trim
	WH	White Trim
	SS	Industrial Silver
	PT	Custom Color (Specify)
	TR	Trimless (NO TRIM)

TRANSFORMER	Catalog #	Description
	MAG	Magnetic Transformer
	ELC	Electronic Transformer

LENGTH	Catalog #	Description
		Specify Length in Inches
		120" Maximum

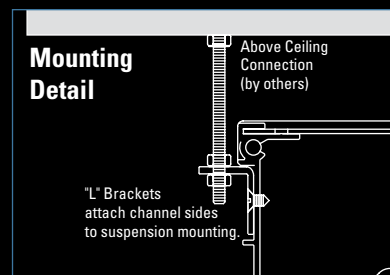
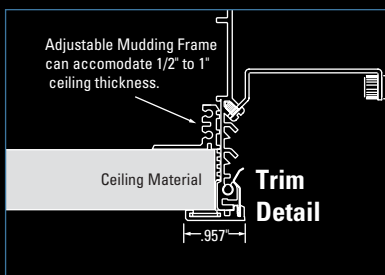
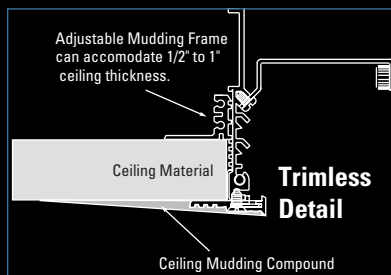
LAMP SPACING	Catalog #	Description
	06	6" o/c lamp spacing
	12	12" o/c lamp spacing
	18	18" o/c lamp spacing
	24	24" o/c lamp spacing
	40	40" o/c lamp spacing

VOLTAGE	Catalog #	Description
	120	120 Volt (Standard)
	277	277 Volt

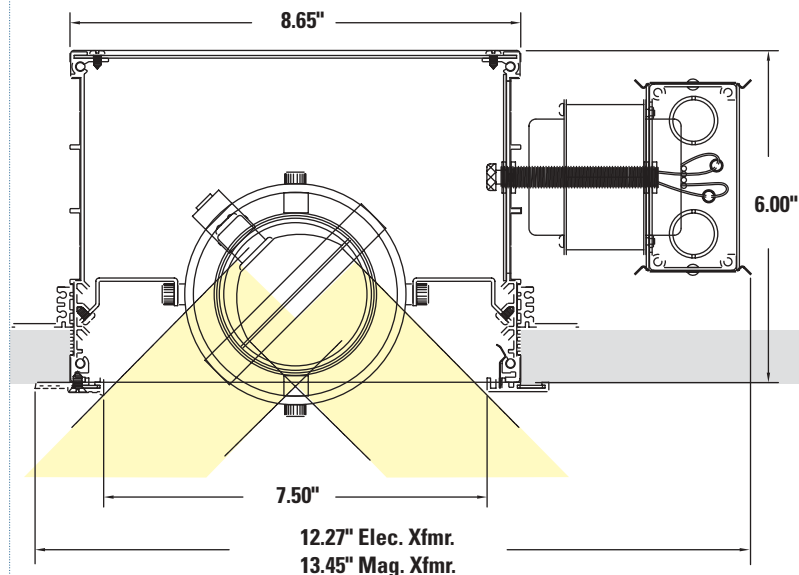
### Ordering Example

FIXTURE TYPE	INTERIOR	TRIM	TRANSFORMER	LENGTH	SPACING	VOLTAGE
CCADAR70	BK	TR	MAG	96	06	120

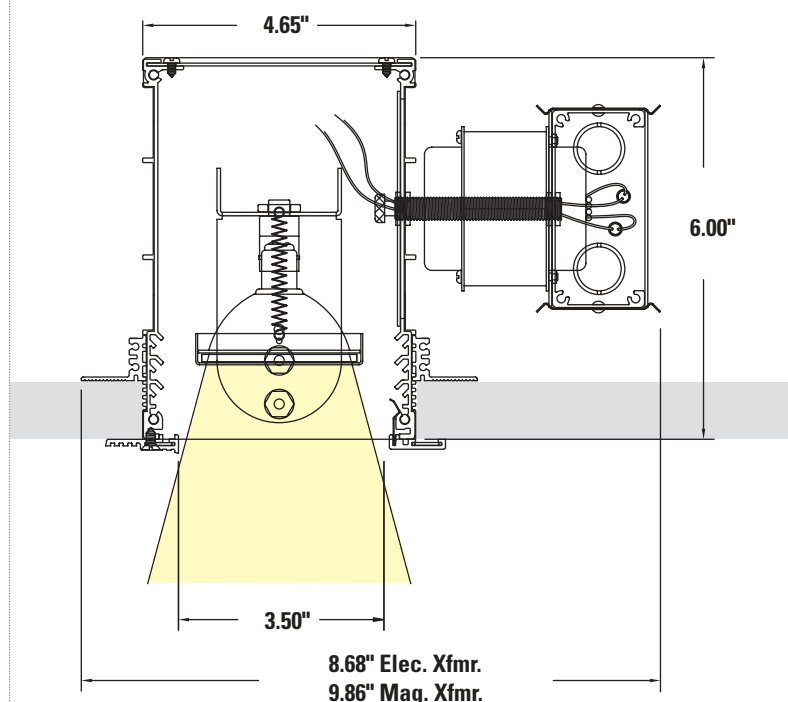
Continuous Channel, MR16, Black Interior, Trimless, Magnetic Transformer, 120 volts, 96" length, 6" O/C Lamp Spacing















## CCADAR70 - ADJUSTABLE DOWNLIGHT



## CCFDAR70 - FIXED DOWNLIGHT



## FLUORESCENT LAMP OPTIONS

Catalog #	Description
 <b>BX40</b>	40 Watt BIAx® Fluorescent
 <b>BX50</b>	50 Watt BIAx® Fluorescent
 <b>PLL80</b>	80 Watt PL-L Fluorescent
 <b>PLT26</b>	26 Watt PL-T Fluorescent
 <b>PLT32</b>	32 Watt PL-T Fluorescent
 <b>PLT42</b>	42 Watt PL-T Fluorescent
 <b>T528</b>	28 Watt T5 Fluorescent
 <b>T535</b>	35 Watt T5 Fluorescent
 <b>T5H039</b>	39 Watt T5 High Output Fluorescent
 <b>T5H054</b>	54 Watt T5 High Output Fluorescent
 <b>T817</b>	17 Watt T8 Fluorescent
 <b>T825</b>	25 Watt T8 Fluorescent
<b>T832</b>	32 Watt T8 Fluorescent
<b>T840</b>	40 Watt T8 Fluorescent

See page 204 - 205 for diffusers and parabolic louvers for fluorescent lamps.



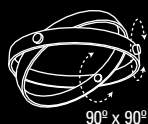
CCADAR111 BK TR MAG 96 08 120

## Recessed Low Voltage AR111 Continuous Channel

- Available with 1" trim or trimless
- Ordered by the inch. Maximum single unit is 120". Multiple units may be installed end to end for a continuous run.
- Adjustable Plaster Frame can accommodate 1/2" to 1" Ceiling Thickness
- Electrical J-Box and Transformers accessible through the fixture opening via removable doors in housing sidewall
- Offered with magnetic transformer or electronic transformer with fuse and short circuit protection
- Fixed lamp holder ensures direct, non-adjustable vertical lamp beam for downlighting applications (CCFD)
- Double gimbal lamp holder provides 90° x 90° adjustability (CCAD)
- Lamp holder can accommodate three optical accessories (CCAD)
- Optional modules include fluorescent lamps, HVAC supply, security camera, fire sprinkler, PA Audio System

Use only dimmers specifically designed for use with magnetic or electronic transformers. Low voltage fixtures using magnetic transformers may produce audible sound when used with dimmers, which may be objectionable in acoustically critical areas.

Double Gimbal



### Optional Accessories - See page 216 for details.

Baffle	Snoots	Louvers	Lenses

## CONTINUOUS CHANNEL AR111

FIXTURE TYPE	Catalog #	Description
	<b>CCADAR111</b>	Adjustable Downlight Channel for 12 volt AR111 100 watts max.
	<b>CCFDAR111</b>	Fixed Downlight Channel for 12 volt AR111 100 watts max.

INTERIOR	Catalog #	Description
	<b>BK</b>	Black Trim
	<b>WH</b>	White Trim
	<b>PT</b>	Custom Color (Specify)

TRIM	Catalog #	Description
	<b>BK</b>	Black Trim
	<b>WH</b>	White Trim
	<b>SS</b>	Industrial Silver
	<b>PT</b>	Custom Color (Specify)
	<b>TR</b>	Trimless (NO TRIM)

TRANSFORMER	Catalog #	Description
	<b>MAG</b>	Magnetic Transformer
	<b>ELC</b>	Electronic Transformer

LENGTH	Catalog #	Description
		Specify Length in Inches 120" Maximum

LAMP SPACING	Catalog #	Description
	<b>08</b>	8" o/c lamp spacing
	<b>16</b>	16" o/c lamp spacing
	<b>24</b>	24" o/c lamp spacing
	<b>32</b>	32" o/c lamp spacing
	<b>40</b>	40" o/c lamp spacing

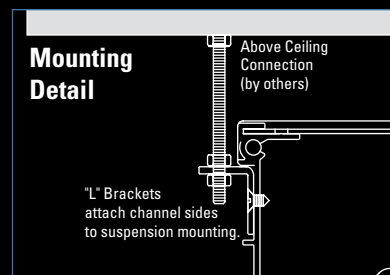
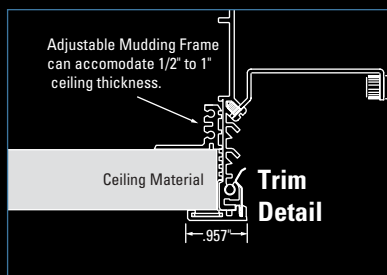
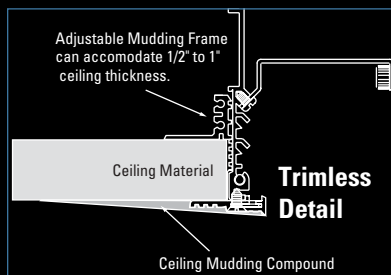
VOLTAGE	Catalog #	Description
	<b>120</b>	120 Volt (Standard)
	<b>277</b>	277 Volt

### Ordering Example

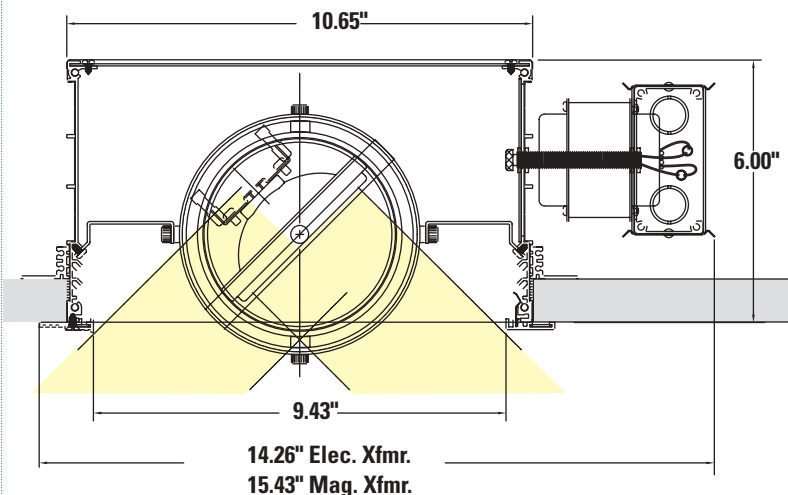
FIXTURE TYPE	INTERIOR	TRIM	TRANSFORMER	LENGTH	SPACING	VOLTAGE
<b>CCADAR111</b>	<b>BK</b>	<b>TR</b>	<b>MAG</b>	<b>96</b>	<b>08</b>	<b>120</b>

Continuous Channel, MR16, Black Interior, Trimless, Magnetic Transformer, 120 volts, 96" length, 8" O/C Lamp Spacing

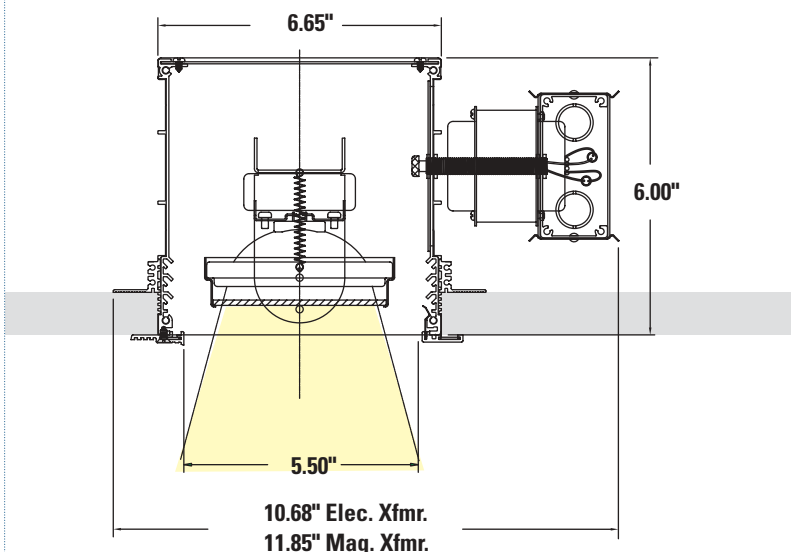













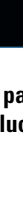

## CCADAR111 - ADJUSTABLE DOWNLIGHT



## CCFDAR111 - FIXED DOWNLIGHT



## FLUORESCENT LAMP OPTIONS

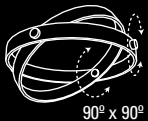
Catalog #	Description
 <b>BX40</b>	40 Watt BIAX® Fluorescent
 <b>BX50</b>	50 Watt BIAX® Fluorescent
 <b>PLL80</b>	80 Watt PL-L Fluorescent
 <b>PLT26</b>	26 Watt PL-T Fluorescent
 <b>PLT32</b>	32 Watt PL-T Fluorescent
 <b>PLT42</b>	42 Watt PL-T Fluorescent
 <b>T528</b>	28 Watt T5 Fluorescent
 <b>T535</b>	35 Watt T5 Fluorescent
 <b>T5H039</b>	39 Watt T5 High Output Fluorescent
 <b>T5H054</b>	54 Watt T5 High Output Fluorescent
 <b>T817</b>	17 Watt T8 Fluorescent
<b>T825</b>	25 Watt T8 Fluorescent
<b>T832</b>	32 Watt T8 Fluorescent
<b>T840</b>	40 Watt T8 Fluorescent

See page 204 - 205 for diffusers and parabolic louvers for fluorescent lamps.

## Recessed Line Voltage PAR16 Continuous Channel

- Available with 1" trim or trimless
- Ordered by the inch. Maximum single unit is 120". Multiple units may be installed end to end for a continuous run.
- Adjustable Plaster Frame can accommodate 1/2" to 1" Ceiling Thickness
- Electrical J-Box and Wiring accessible through the fixture opening via removable doors in housing sidewall
- Fixed lamp holder ensures direct, non-adjustable vertical lamp beam for downlighting applications (CCFD)
- Double gimbal lamp holder provides 90° x 90° adjustability (CCAD)
- Lamp holder can accommodate three optical accessories (CCAD)
- Optional modules include fluorescent lamps, HVAC supply, security camera, fire sprinkler, PA Audio System

Double Gimbal



### Optional Accessories - See page 216 for details.

			
Baffle	Snoots	Louvers	Lenses

CCADPAR16 BK TR 120 06

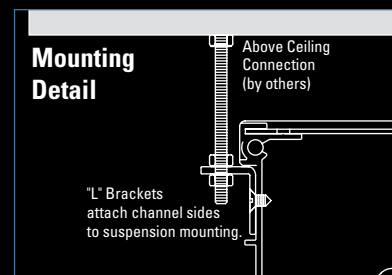
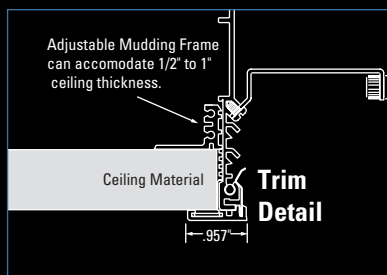
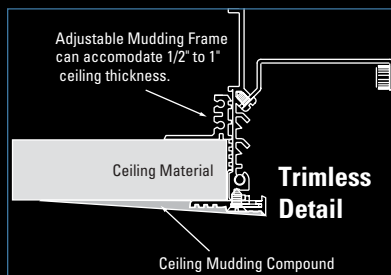
## CONTINUOUS CHANNEL PAR16

1	FIXTURE TYPE	Catalog #	Description
		CCADPAR16	Adjustable Downlight Channel for 120 volt PAR16
		CCFDPAR16	Fixed Downlight Channel for 120 volt PAR16
2	INTERIOR	Catalog #	Description
		BK	Black Trim
		WH	White Trim
		PT	Custom Color (Specify)
3	TRIM	Catalog #	Description
		BK	Black Trim
		WH	White Trim
		SS	Industrial Silver
		PT	Custom Color (Specify)
		TR	Trimless (NO TRIM)
4	LENGTH	Catalog #	Description
			Specify Length in Inches 120" Maximum
5	LAMP SPACING	Catalog #	Description
		06	6" o/c lamp spacing
		12	12" o/c lamp spacing
		18	18" o/c lamp spacing
		24	24" o/c lamp spacing
		40	40" o/c lamp spacing

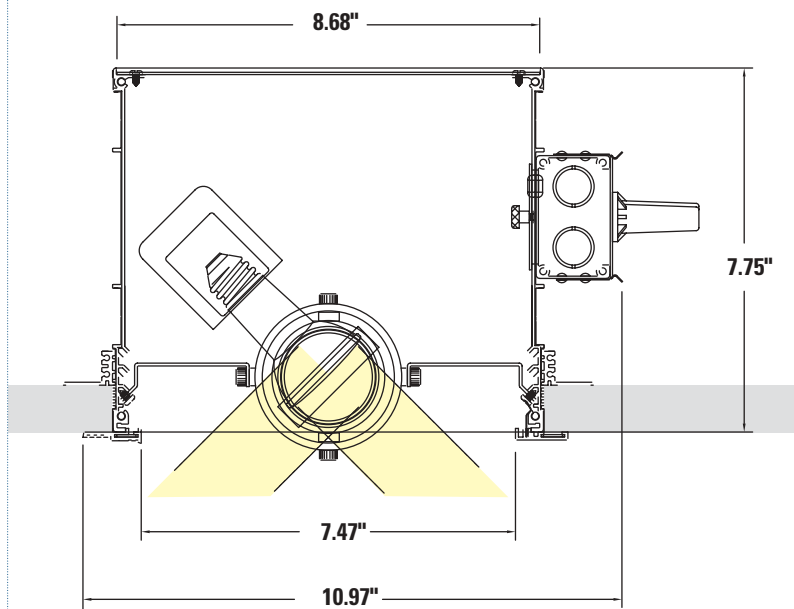
### Ordering Example

FIXTURE TYPE	INTERIOR	TRIM	LENGTH	SPACING
CCADPAR16	BK	TR	120	06

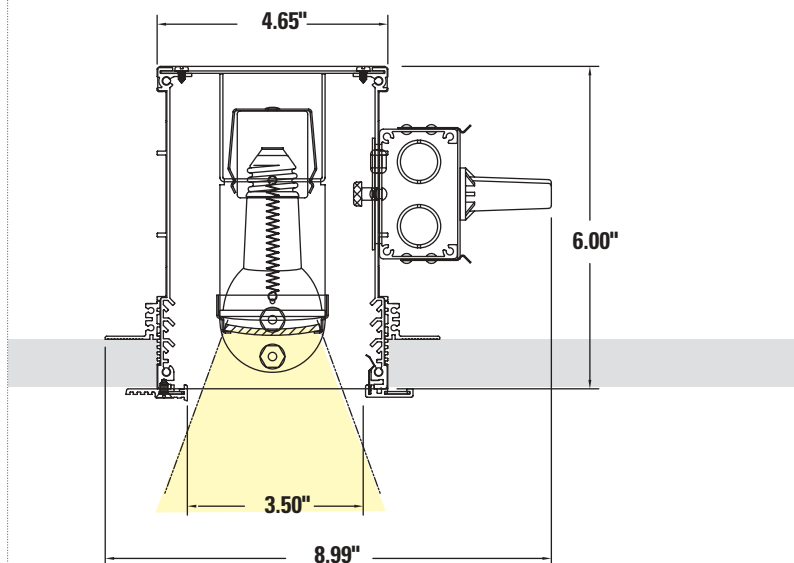
Continuous Channel, PAR16, Black Interior, Trimless, 96" length, 6" O/C Lamp Spacing






## CCADPAR16 - ADJUSTABLE DOWNLIGHT



## CCFDPAR16 - FIXED DOWNLIGHT



## FLUORESCENT LAMP OPTIONS

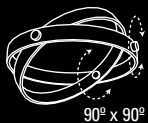
Catalog #	Description
 <b>BX40</b>	40 Watt BIAx® Fluorescent
 <b>BX50</b>	50 Watt BIAx® Fluorescent
<b>PLL80</b>	80 Watt PL-L Fluorescent
<b>PLT26</b>	26 Watt PL-T Fluorescent
<b>PLT32</b>	32 Watt PL-T Fluorescent
<b>PLT42</b>	42 Watt PL-T Fluorescent
 <b>T528</b>	28 Watt T5 Fluorescent
<b>T535</b>	35 Watt T5 Fluorescent
<b>T5H039</b>	39 Watt T5 High Output Fluorescent
<b>T5H054</b>	54 Watt T5 High Output Fluorescent
<b>T817</b>	17 Watt T8 Fluorescent
<b>T825</b>	25 Watt T8 Fluorescent
<b>T832</b>	32 Watt T8 Fluorescent
<b>T840</b>	40 Watt T8 Fluorescent

See page 204 - 205 for diffusers and parabolic louvers for fluorescent lamps.

## Recessed Line Voltage PAR20 Continuous Channel

- Available with 1" trim or trimless
- Ordered by the inch. Maximum single unit is 120". Multiple units may be installed end to end for a continuous run.
- Adjustable Plaster Frame can accommodate 1/2" to 1" Ceiling Thickness
- Electrical J-Box and Wiring accessible through the fixture opening via removable doors in housing sidewall
- Fixed lamp holder ensures direct, non-adjustable vertical lamp beam for downlighting applications (CCFD)
- Double gimbal lamp holder provides 90° x 90° adjustability (CCAD)
- Lamp holder can accommodate three optical accessories (CCAD)
- Optional modules include fluorescent lamps, HVAC supply, security camera, fire sprinkler, PA Audio System

Double Gimbal



### Optional Accessories - See page 216 for details.

Baffle	Snoots	Louvers	Lenses

CCADPAR20 BK TR 96 06

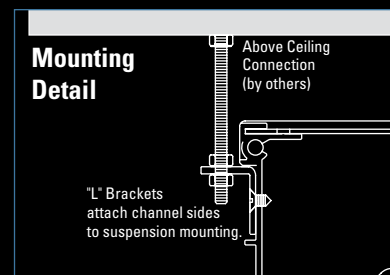
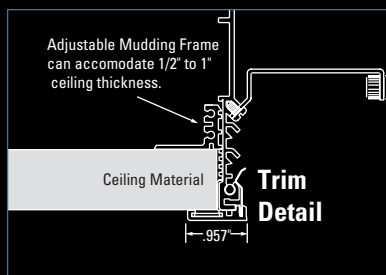
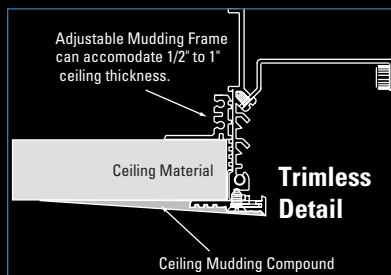
## CONTINUOUS CHANNEL PAR20

1	FIXTURE TYPE	Catalog #	Description
		CCADPAR20	Adjustable Downlight Channel for 120 volt PAR20
		CCFDPAR20	Fixed Downlight Channel for 120 volt PAR20
2	INTERIOR	Catalog #	Description
		BK	Black Trim
		WH	White Trim
		PT	Custom Color (Specify)
3	TRIM	Catalog #	Description
		BK	Black Trim
		WH	White Trim
		SS	Industrial Silver
		PT	Custom Color (Specify)
		TR	Trimless (NO TRIM)
4	LENGTH	Catalog #	Description
			Specify Length in Inches 120" Maximum
5	LAMP SPACING	Catalog #	Description
		06	6" o/c lamp spacing
		09	9" o/c lamp spacing
		12	12" o/c lamp spacing
		18	18" o/c lamp spacing
		24	24" o/c lamp spacing

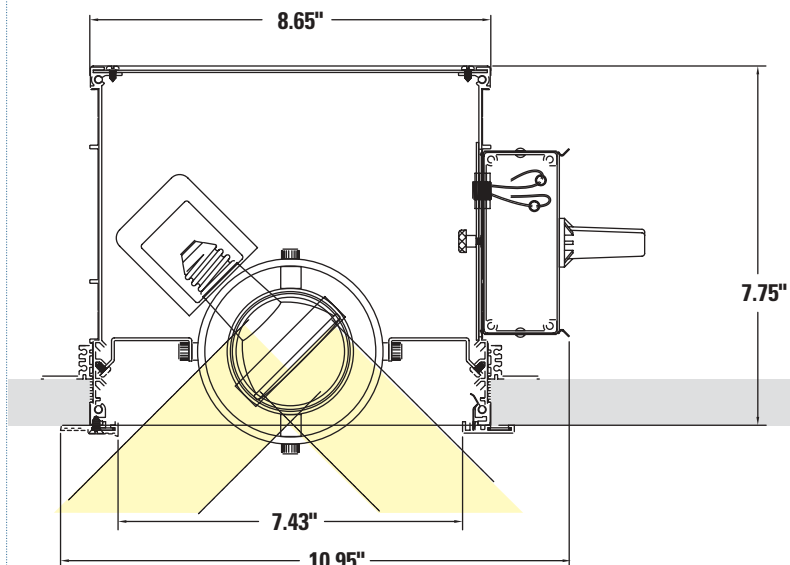
### Ordering Example

FIXTURE TYPE	INTERIOR	TRIM	LENGTH	SPACING
CCADPAR20	BK	TR	96	06

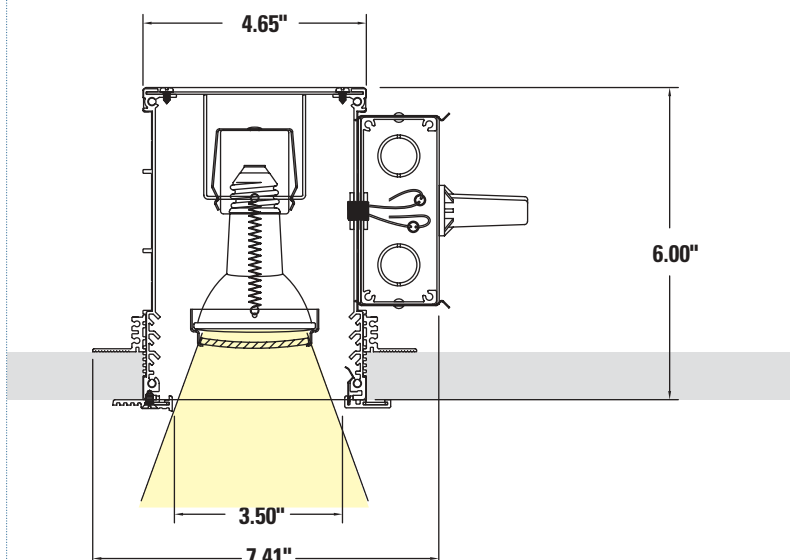
Continuous Channel, PAR20, Black Interior, Trimless, 96" length, 6" O/C Lamp Spacing






## CCADPAR20 - ADJUSTABLE DOWNLIGHT



## CCFDPAR20 - FIXED DOWNLIGHT



## FLUORESCENT LAMP OPTIONS

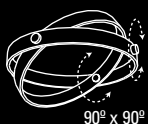
	Catalog #	Description
	<b>BX40</b>	40 Watt BIAX® Fluorescent
	<b>BX50</b>	50 Watt BIAX® Fluorescent
	<b>PLL80</b>	80 Watt PL-L Fluorescent
	<b>PLT26</b>	26 Watt PL-T Fluorescent
	<b>PLT32</b>	32 Watt PL-T Fluorescent
	<b>PLT42</b>	42 Watt PL-T Fluorescent
	<b>T528</b>	28 Watt T5 Fluorescent
	<b>T535</b>	35 Watt T5 Fluorescent
	<b>T5H039</b>	39 Watt T5 High Output Fluorescent
	<b>T5H054</b>	54 Watt T5 High Output Fluorescent
	<b>T817</b>	17 Watt T8 Fluorescent
	<b>T825</b>	25 Watt T8 Fluorescent
	<b>T832</b>	32 Watt T8 Fluorescent
	<b>T840</b>	40 Watt T8 Fluorescent

See page 204 - 205 for diffusers and parabolic louvers for fluorescent lamps.

## Recessed Line Voltage PAR30 Continuous Channel

- Available with 1" trim or trimless
- Ordered by the inch. Maximum single unit is 120". Multiple units may be installed end to end for a continuous run.
- Adjustable Plaster Frame can accommodate 1/2" to 1" Ceiling Thickness
- Electrical J-Box and Wiring accessible through the fixture opening via removable doors in housing sidewall
- Fixed lamp holder ensures direct, non-adjustable vertical lamp beam for downlighting applications (CCFD)
- Double gimbal lamp holder provides 90° x 90° adjustability (CCAD)
- Lamp holder can accommodate three optical accessories (CCAD)
- Optional modules include fluorescent lamps, HVAC supply, security camera, fire sprinkler, PA Audio System

Double Gimbal



90° x 90°

### Optional Accessories - See page 216 for details.

			
Baffle	Snoots	Louvers	Lenses

CCADPAR30 BK TR 96 09

## CONTINUOUS CHANNEL PAR30

FIXTURE TYPE	Catalog #	Description
	CCADPAR30	Adjustable Downlight Channel for 120 volt PAR30
FIXTURE TYPE	CCFDPAR30	Fixed Downlight Channel for 120 volt PAR30

INTERIOR	Catalog #	Description
	BK	Black Trim
	WH	White Trim
	PT	Custom Color (Specify)

TRIM	Catalog #	Description
	BK	Black Trim
	WH	White Trim
	SS	Industrial Silver
	PT	Custom Color (Specify)
	TR	Trimless (NO TRIM)

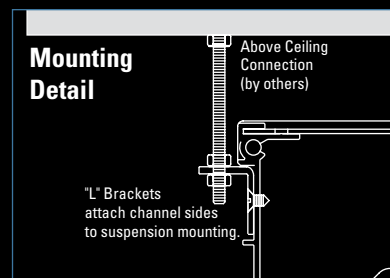
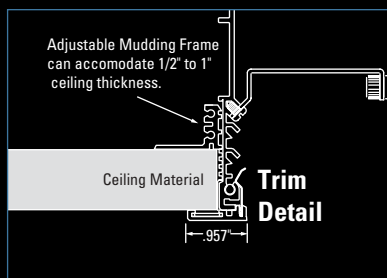
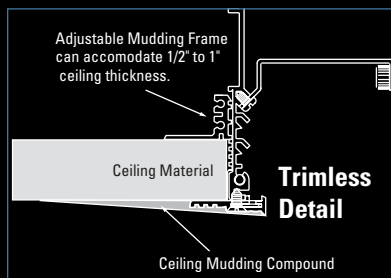
LENGTH	Catalog #	Description
		Specify Length in Inches 120" Maximum

LAMP SPACING	Catalog #	Description
	09	9" o/c lamp spacing
	18	18" o/c lamp spacing
	24	24" o/c lamp spacing
	32	32" o/c lamp spacing
	40	40" o/c lamp spacing

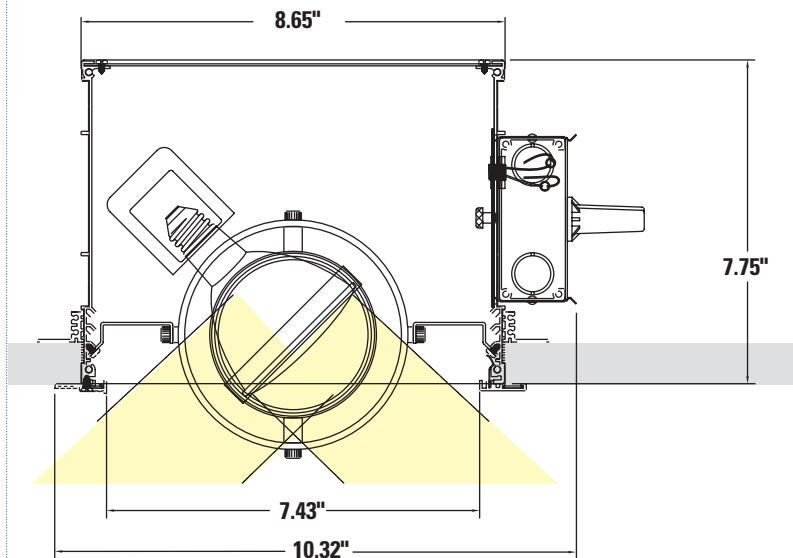
### Ordering Example

FIXTURE TYPE	INTERIOR	TRIM	LENGTH	SPACING
CCADPAR30	BK	TR	96	09

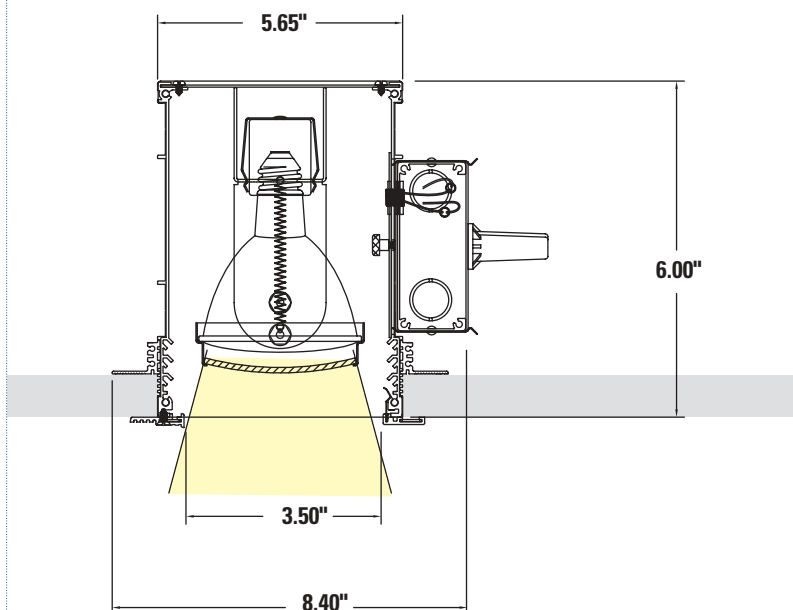
Continuous Channel, PAR30, Black Interior, Trimless, 96" length, 9" O/C Lamp Spacing






## CCADPAR30 - ADJUSTABLE DOWNLIGHT



## CCFDPAR30 - FIXED DOWNLIGHT



## FLUORESCENT LAMP OPTIONS

	Catalog #	Description
	<b>BX40</b>	40 Watt BIAX® Fluorescent
	<b>BX50</b>	50 Watt BIAX® Fluorescent
	<b>PLL80</b>	80 Watt PL-L Fluorescent
	<b>PLT26</b>	26 Watt PL-T Fluorescent
	<b>PLT32</b>	32 Watt PL-T Fluorescent
	<b>PLT42</b>	42 Watt PL-T Fluorescent
	<b>T528</b>	28 Watt T5 Fluorescent
	<b>T535</b>	35 Watt T5 Fluorescent
	<b>T5H039</b>	39 Watt T5 High Output Fluorescent
	<b>T5H054</b>	54 Watt T5 High Output Fluorescent
	<b>T817</b>	17 Watt T8 Fluorescent
	<b>T825</b>	25 Watt T8 Fluorescent
	<b>T832</b>	32 Watt T8 Fluorescent
	<b>T840</b>	40 Watt T8 Fluorescent

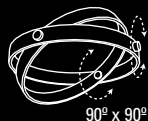
See page 204 - 205 for diffusers and parabolic louvers for fluorescent lamps.



## Recessed Line Voltage PAR38 Continuous Channel

- Available with 1" trim or trimless
- Ordered by the inch. Maximum single unit is 120". Multiple units may be installed end to end for a continuous run.
- Adjustable Plaster Frame can accommodate 1/2" to 1" Ceiling Thickness
- Electrical J-Box and Wiring accessible through the fixture opening via removable doors in housing sidewall
- Fixed lamp holder ensures direct, non-adjustable vertical lamp beam for downlighting applications (CCFD)
- Double gimbal lamp holder provides 90° x 90° adjustability (CCAD)
- Lamp holder can accommodate three optical accessories (CCAD)
- Optional modules include fluorescent lamps, HVAC supply, security camera, fire sprinkler, PA Audio System

Double Gimbal



90° x 90°

### Optional Accessories - See page 216 for details.

Baffle	Snoots	Louvers	Lenses

CCADPAR38 BK TR 96 12

## CONTINUOUS CHANNEL PAR38

FIXTURE TYPE	Catalog #	Description
	CCADPAR38	Adjustable Downlight Channel for 120 volt PAR38
FIXTURE TYPE	CCFDPAR38	Fixed Downlight Channel for 120 volt PAR38

INTERIOR	Catalog #	Description
	BK	Black Trim
	WH	White Trim
	PT	Custom Color (Specify)

TRIM	Catalog #	Description
	BK	Black Trim
	WH	White Trim
	SS	Industrial Silver
	PT	Custom Color (Specify)
	TR	Trimless (NO TRIM)

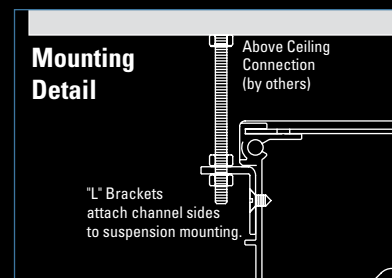
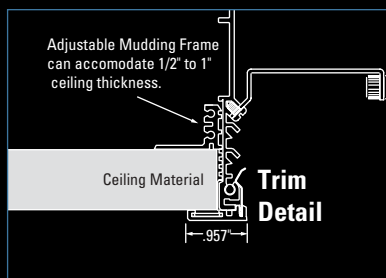
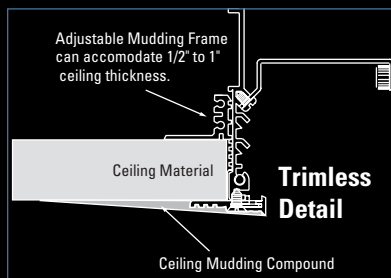
LENGTH	Catalog #	Description
	_____	Specify Length in Inches 120" Maximum

LAMP SPACING	Catalog #	Description
	12	12" o/c lamp spacing
	18	18" o/c lamp spacing
	24	24" o/c lamp spacing
	32	32" o/c lamp spacing
	40	40" o/c lamp spacing

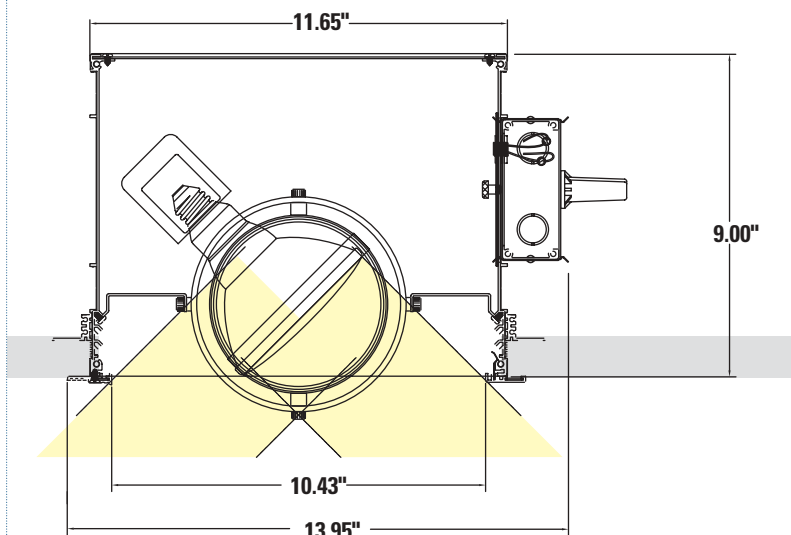
### Ordering Example

FIXTURE TYPE	INTERIOR	TRIM	LENGTH	SPACING
CCADPAR38	BK	TR	96	12

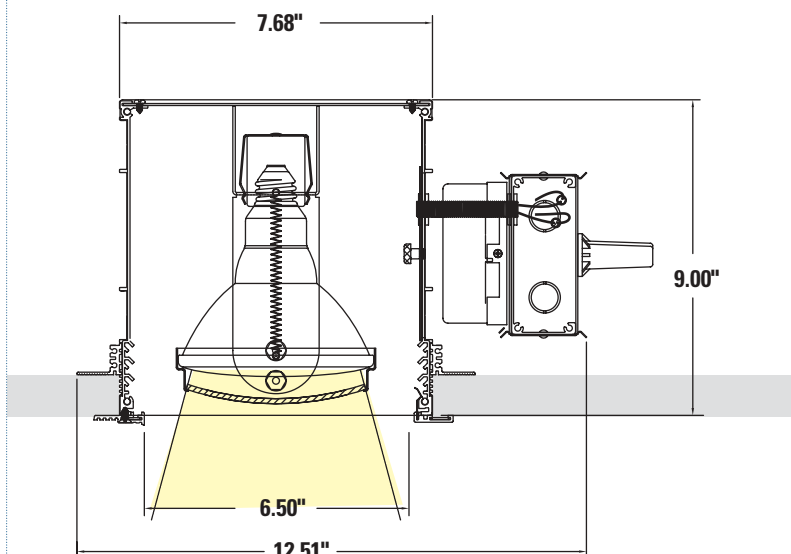
Continuous Channel, PAR38, Black Interior, Trimless, 96" length, 12" O/C Lamp Spacing






## CCADPAR38 - ADJUSTABLE DOWNLIGHT



## CCFDPAR38 - FIXED DOWNLIGHT



## FLUORESCENT LAMP OPTIONS

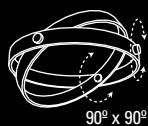
	Catalog #	Description
	<b>BX40</b>	40 Watt BIAx® Fluorescent
	<b>BX50</b>	50 Watt BIAx® Fluorescent
	<b>PLL80</b>	80 Watt PL-L Fluorescent
	<b>PLT26</b>	26 Watt PL-T Fluorescent
	<b>PLT32</b>	32 Watt PL-T Fluorescent
	<b>PLT42</b>	42 Watt PL-T Fluorescent
	<b>T528</b>	28 Watt T5 Fluorescent
	<b>T535</b>	35 Watt T5 Fluorescent
	<b>T5H039</b>	39 Watt T5 High Output Fluorescent
	<b>T5H054</b>	54 Watt T5 High Output Fluorescent
	<b>T817</b>	17 Watt T8 Fluorescent
	<b>T825</b>	25 Watt T8 Fluorescent
	<b>T832</b>	32 Watt T8 Fluorescent
	<b>T840</b>	40 Watt T8 Fluorescent

See page 204 - 205 for diffusers and parabolic louvers for fluorescent lamps.

## Recessed PAR20 Metal Halide Continuous Channel

- Available with 1" trim or trimless
- Ordered by the inch. Maximum single unit is 120". Multiple units may be installed end to end for a continuous run.
- Adjustable Plaster Frame can accommodate 1/2" to 1" Ceiling Thickness
- Electrical J-Box and Wiring / Ballasts accessible through the fixture opening via removable doors in housing sidewall
- Metal Halide fixtures equipped with Aromat® electronic ballasts
- Fixed lamp holder ensures direct, non-adjustable vertical lamp beam for downlighting applications (CCFD)
- Double gimbal lamp holder provides 90° x 90° adjustability (CCAD)
- Lamp holder can accommodate three optical accessories (CCAD)
- Optional modules include fluorescent lamps, HVAC supply, security camera, fire sprinkler, PA Audio System

Double Gimbal



### Optional Accessories - See page 216 for details.

Baffle	Snoots	Louvers	Lenses

CCADPAR20MH39 BK TR 96 12 120

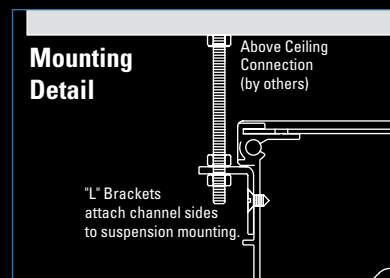
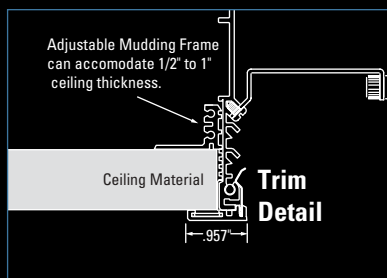
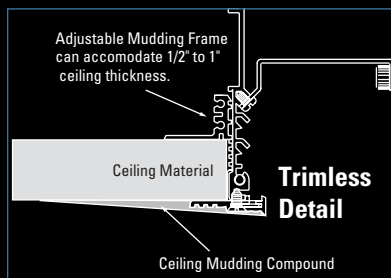
## CONTINUOUS CHANNEL PAR20MH

1	FIXTURE TYPE	Catalog #	Description
		CCADPAR20MH39	Adjustable Downlight Channel for 39 watt PAR20MH
2	INTERIOR	CCFDPAR20MH39	Fixed Downlight Channel for 39 watt PAR20MH
			Equipped with Aromat® electronic ballasts
3	TRIM	Catalog #	Description
		BK WH PT	Black Trim White Trim Custom Color (Specify)
4	LENGTH	Catalog #	Description
			Specify Length in Inches 120" Maximum
5	LAMP SPACING	Catalog #	Description
		12 18 24 32	12" o/c lamp spacing 18" o/c lamp spacing 24" o/c lamp spacing 32" o/c lamp spacing
6	VOLTAGE	Catalog #	Description
		120 277	120 volts 277 volts

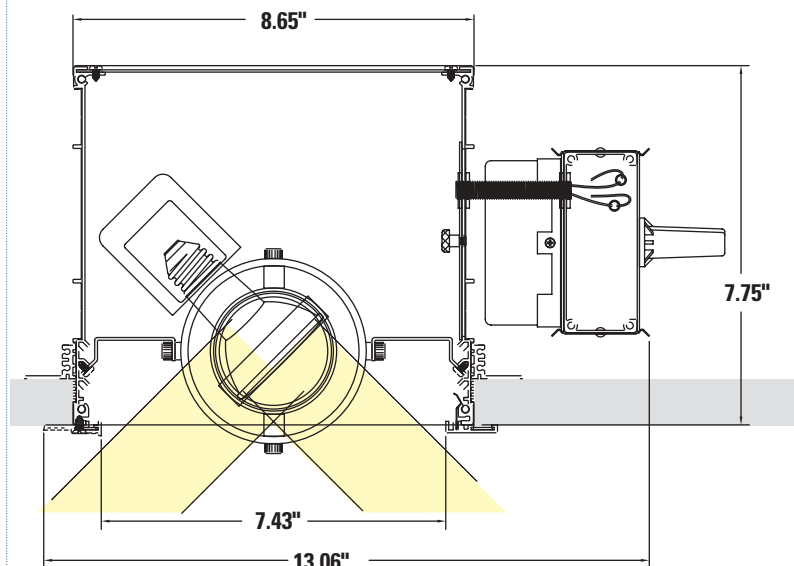
### Ordering Example

FIXTURE TYPE	INTERIOR	TRIM	LENGTH	SPACING	VOLTAGE
CCADPAR20MH39	BK	TR	96	12	120

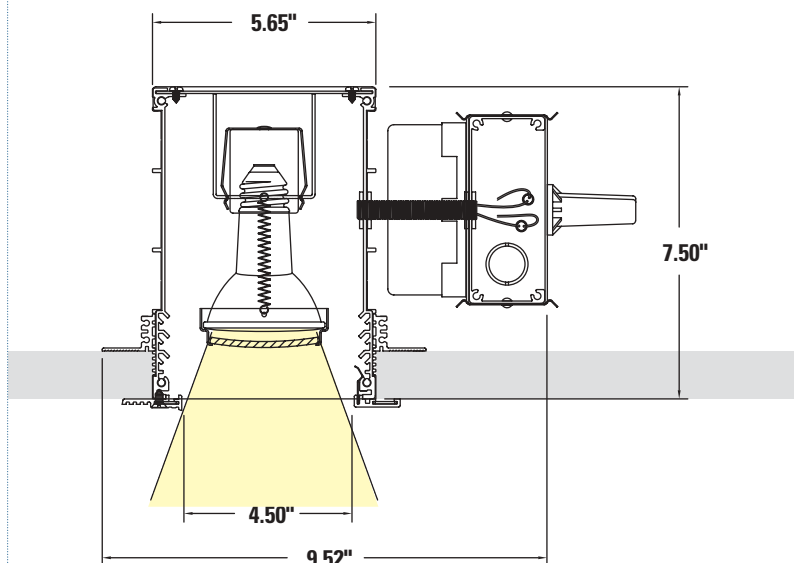
Continuous Channel, PAR20, Black Interior, Trimless, 96" length, 12" O/C Lamp Spacing, 120 volts



## CCADPAR20MH - ADJUSTABLE DOWNLIGHT



## CCFDPAR20MH - FIXED DOWNLIGHT



## FLUORESCENT LAMP OPTIONS

	Catalog #	Description
	<b>BX40</b>	40 Watt BIAX® Fluorescent
	<b>BX50</b>	50 Watt BIAX® Fluorescent
	<b>PLL80</b>	80 Watt PL-L Fluorescent
	<b>PLT26</b>	26 Watt PL-T Fluorescent
	<b>PLT32</b>	32 Watt PL-T Fluorescent
	<b>PLT42</b>	42 Watt PL-T Fluorescent
	<b>T528</b>	28 Watt T5 Fluorescent
	<b>T535</b>	35 Watt T5 Fluorescent
	<b>T5H039</b>	39 Watt T5 High Output Fluorescent
	<b>T5H054</b>	54 Watt T5 High Output Fluorescent
	<b>T817</b>	17 Watt T8 Fluorescent
	<b>T825</b>	25 Watt T8 Fluorescent
	<b>T832</b>	32 Watt T8 Fluorescent
	<b>T840</b>	40 Watt T8 Fluorescent

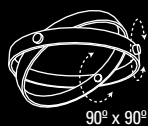
See page 204 - 205 for diffusers and parabolic louvers for fluorescent lamps.

CCADPAR30MH39 BK TR 96 12 120

## Recessed PAR30 Metal Halide Continuous Channel

- Available with 1" trim or trimless
- Ordered by the inch. Maximum single unit is 120". Multiple units may be installed end to end for a continuous run.
- Adjustable Plaster Frame can accommodate 1/2" to 1" Ceiling Thickness
- Electrical J-Box and Wiring / Ballasts accessible through the fixture opening via removable doors in housing sidewall
- Metal Halide fixtures equipped with Aromat® electronic ballasts
- Fixed lamp holder ensures direct, non-adjustable vertical lamp beam for downlighting applications (CCFD)
- Double gimbal lamp holder provides 90° x 90° adjustability (CCAD)
- Lamp holder can accommodate three optical accessories (CCAD)
- Optional modules include fluorescent lamps, HVAC supply, security camera, fire sprinkler, PA Audio System

Double Gimbal



### Optional Accessories - See page 216 for details.

Baffle	Snoots	Louvers	Lenses

## CONTINUOUS CHANNEL PAR30MH

FIXTURE TYPE	Catalog #	Description
	CCADPAR30MH39	Adjustable Downlight Channel for 39 watt PAR30MH
	CCADPAR30MH70	Adjustable Downlight Channel for 70 watt PAR30MH
	CCFDPAR30MH39	Fixed Downlight Channel for 39 watt PAR30MH
	CCFDPAR30MH70	Fixed Downlight Channel for 70 watt PAR30MH
		Equipped with Aromat® electronic ballasts

INTERIOR	Catalog #	Description
	BK	Black Trim
	WH	White Trim
	PT	Custom Color (Specify)

TRIM	Catalog #	Description
	BK	Black Trim
	WH	White Trim
	SS	Industrial Silver
	PT	Custom Color (Specify)
	TR	Trimless (NO TRIM)

LENGTH	Catalog #	Description
		Specify Length in Inches 120" Maximum

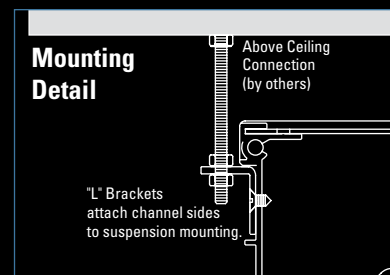
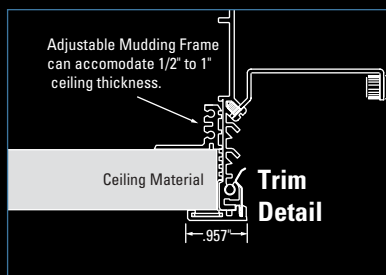
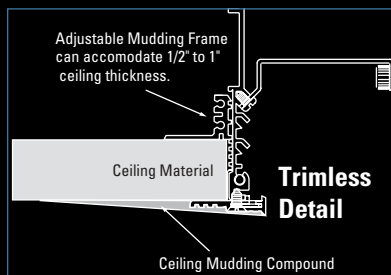
LAMP SPACING	Catalog #	Description
	12	12" o/c lamp spacing for 39 watt only
	18	18" o/c lamp spacing for 39 or 70 watt
	24	24" o/c lamp spacing for 39 or 70 watt
	32	32" o/c lamp spacing for 39 or 70 watt
	40	40" o/c lamp spacing for 39 or 70 watt
	48	48" o/c lamp spacing for 70 watt only

VOLTAGE	Catalog #	Description
	120	120 volts
	277	277 volts

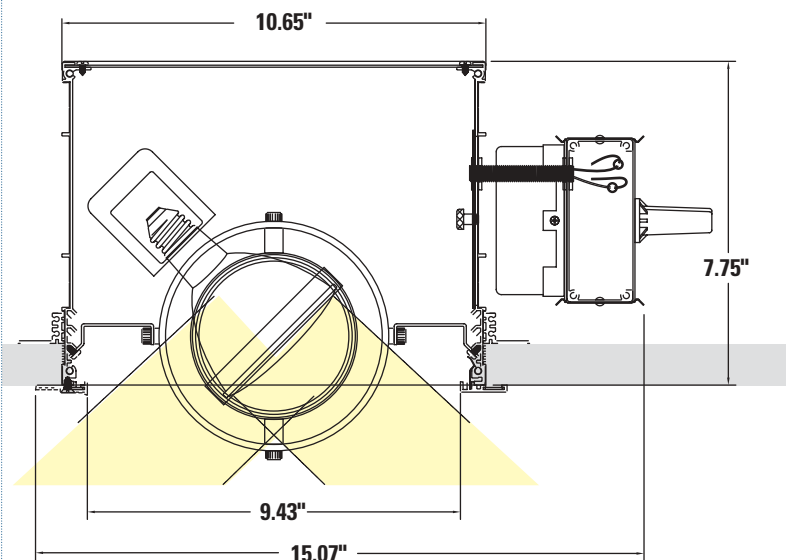
### Ordering Example

FIXTURE TYPE	INTERIOR	TRIM	LENGTH	SPACING	VOLTAGE
CCADPAR30MH39	BK	TR	96	12	120

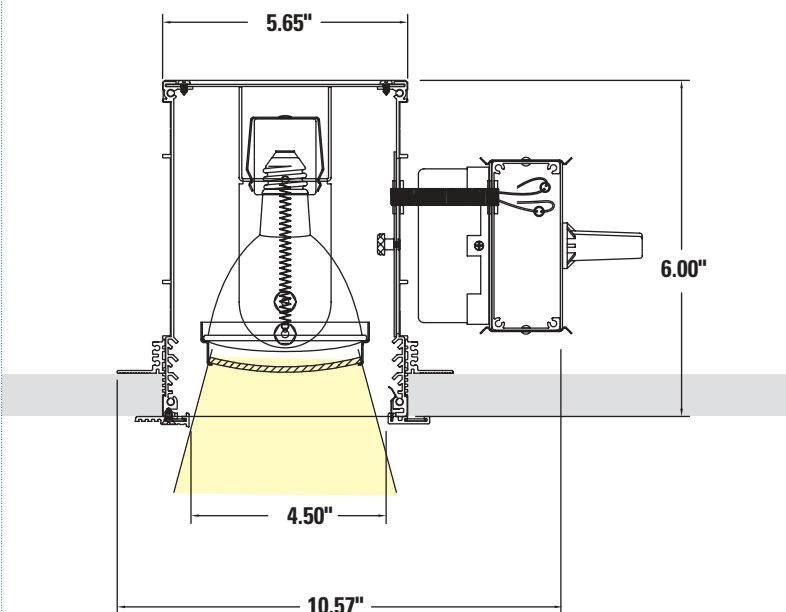
Continuous Channel, PAR30, Black Interior, Trimless, 96" length, 12" O/C Lamp Spacing, 120 volts













## CCADPAR30MH - ADJUSTABLE DOWNLIGHT



## CCFDPAR30MH - FIXED DOWNLIGHT



## FLUORESCENT LAMP OPTIONS

Catalog #	Description
 <b>BX40</b>	40 Watt BIAX® Fluorescent
 <b>BX50</b>	50 Watt BIAX® Fluorescent
 <b>PLL80</b>	80 Watt PL-L Fluorescent
 <b>PLT26</b>	26 Watt PL-T Fluorescent
 <b>PLT32</b>	32 Watt PL-T Fluorescent
 <b>PLT42</b>	42 Watt PL-T Fluorescent
 <b>T528</b>	28 Watt T5 Fluorescent
 <b>T535</b>	35 Watt T5 Fluorescent
 <b>T5H039</b>	39 Watt T5 High Output Fluorescent
 <b>T5H054</b>	54 Watt T5 High Output Fluorescent
<b>T817</b>	17 Watt T8 Fluorescent
<b>T825</b>	25 Watt T8 Fluorescent
<b>T832</b>	32 Watt T8 Fluorescent
<b>T840</b>	40 Watt T8 Fluorescent

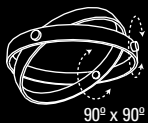
See page 204 - 205 for diffusers and parabolic louvers for fluorescent lamps.



## Recessed PAR38 Metal Halide Continuous Channel

- Available with 1" trim or trimless
- Ordered by the inch. Maximum single unit is 120". Multiple units may be installed end to end for a continuous run.
- Adjustable Plaster Frame can accommodate 1/2" to 1" Ceiling Thickness
- Electrical J-Box and Wiring / Ballasts accessible through the fixture opening via removable doors in housing sidewall
- Metal Halide fixtures equipped with Aromat® electronic ballasts
- Fixed lamp holder ensures direct, non-adjustable vertical lamp beam for downlighting applications (CCFD)
- Double gimbal lamp holder provides 90° x 90° adjustability (CCAD)
- Lamp holder can accommodate three optical accessories (CCAD)
- Optional modules include fluorescent lamps, HVAC supply, security camera, fire sprinkler, PA Audio System

Double Gimbal



### Optional Accessories - See page 216 for details.

Baffle	Snoots	Louvers	Lenses

CCADPAR38MH70 BK TR 96 24 120

## CONTINUOUS CHANNEL PAR38MH

FIXTURE TYPE	Catalog #	Description
	CCADPAR38MH70	Adjustable Downlight Channel for 70 watt PAR38MH
	CCADPAR38MH100	Adjustable Downlight Channel for 100 watt PAR38MH
	CCFDPAR38MH70	Fixed Downlight Channel for 70 watt PAR38MH
FIXTURE TYPE	CCFDPAR38MH100	Fixed Downlight Channel for 100 watt PAR38MH
		Equipped with Aromat® electronic ballasts

INTERIOR	Catalog #	Description
	BK	Black Trim
	WH	White Trim
	PT	Custom Color (Specify)

TRIM	Catalog #	Description
	BK	Black Trim
	WH	White Trim
	SS	Industrial Silver
	PT	Custom Color (Specify)
	TR	Trimless (NO TRIM)

LENGTH	Catalog #	Description
		Specify Length in Inches 120" Maximum

LAMP SPACING	Catalog #	Description
	24	24" o/c lamp spacing for 70 watt only
	32	32" o/c lamp spacing for 70 or 100 watt
	40	40" o/c lamp spacing for 70 or 100 watt
	48	48" o/c lamp spacing for 70 or 100 watt
	54	54" o/c lamp spacing for 100 watt only

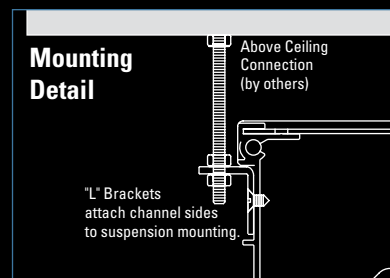
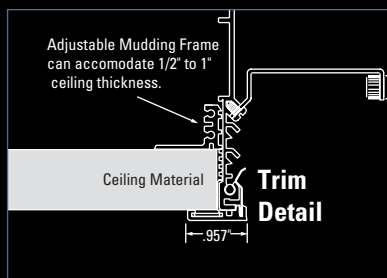
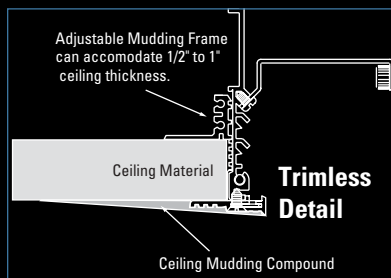
VOLTAGE	Catalog #	Description
	120	120 volts
	277	277 volts

### Ordering Example

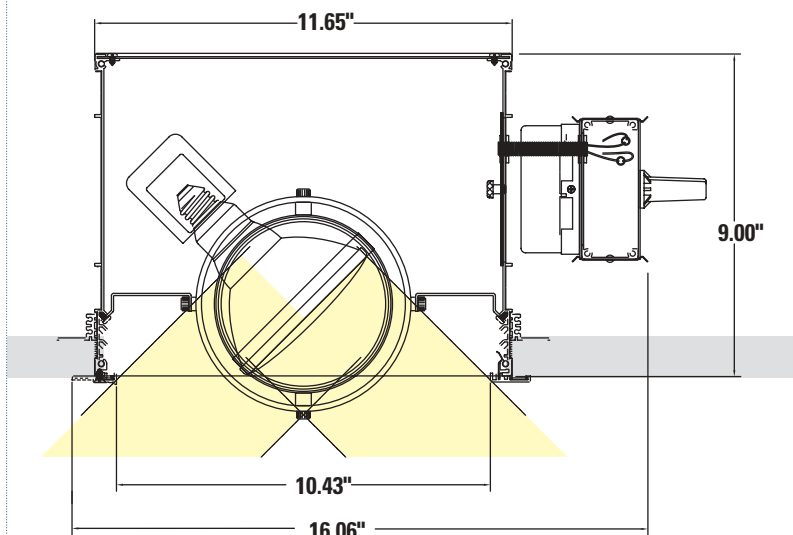
FIXTURE TYPE	INTERIOR	TRIM	LENGTH	SPACING	VOLTAGE
CCADPAR38MH70	BK	TR	96	24	120

Continuous Channel, PAR38, Black Interior, Trimless, 96" length, 24" O/C Lamp Spacing, 120 volts

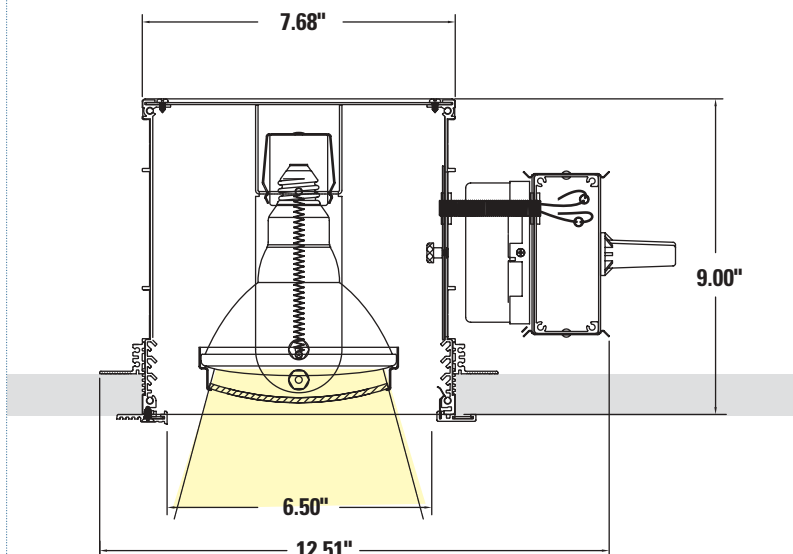







## CCADPAR38MH - ADJUSTABLE DOWNLIGHT



## CCFDPAR38MH - FIXED DOWNLIGHT



## FLUORESCENT LAMP OPTIONS

	Catalog #	Description
	<b>BX40</b>	40 Watt BIAX® Fluorescent
	<b>BX50</b>	50 Watt BIAX® Fluorescent
	<b>PLL80</b>	80 Watt PL-L Fluorescent
	<b>PLT26</b>	26 Watt PL-T Fluorescent
	<b>PLT32</b>	32 Watt PL-T Fluorescent
	<b>PLT42</b>	42 Watt PL-T Fluorescent
	<b>T528</b>	28 Watt T5 Fluorescent
	<b>T535</b>	35 Watt T5 Fluorescent
	<b>T5H039</b>	39 Watt T5 High Output Fluorescent
	<b>T5H054</b>	54 Watt T5 High Output Fluorescent
	<b>T817</b>	17 Watt T8 Fluorescent
	<b>T825</b>	25 Watt T8 Fluorescent
	<b>T832</b>	32 Watt T8 Fluorescent
	<b>T840</b>	40 Watt T8 Fluorescent

See page 204 - 205 for diffusers and parabolic louvers for fluorescent lamps.

## Recessed T4 G8.5 Metal Halide Continuous Channel

- Available with 1" trim or trimless
- Ordered by the inch. Maximum single unit is 120". Multiple units may be installed end to end for a continuous run.
- Adjustable Plaster Frame can accommodate 1/2" to 1" Ceiling Thickness
- Electrical J-Box and Wiring / Ballasts accessible through the fixture opening via removable doors in housing sidewall
- Fixtures equipped with Aromat® electronic ballasts
- Fixed lamp holder ensures direct, non-adjustable vertical lamp beam for downlighting applications (CCFD)
- Double gimbal lamp holder provides 90° x 90° adjustability (CCAD)
- Lamp holder can accommodate three optical accessories (CCAD)
- Optional modules include fluorescent lamps, HVAC supply, security camera, fire sprinkler, PA Audio System

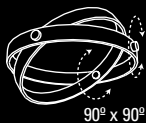


Utilizes a T4 G8.5 Metal Halide lamp with a sophisticated all aluminum reflector in light distributions of 15° narrow, 27° medium and 55° wide spreads.

### Luminance / Performance Comparison to Regular H.I.D. Lamps

	Regular MH Lamp		T4 G8.5 MH Lamp	
Initial Lumens	35W = 2000	70W = 4850	35W = 3300	70W = 6600
Rated Lamp Life	35W = 9000 hrs	70W = 9000 hrs	35W = 9000 hrs	70W = 9000 hrs

Double Gimbal



### Optional Accessories - See page 216 for details.

Baffle	Snoots	Louvers	Lenses

CCADT435 BK TR 15 96 18 120

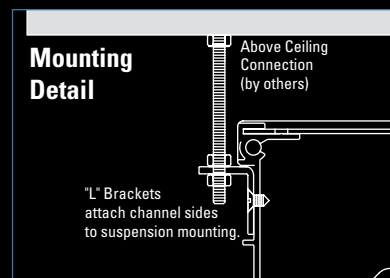
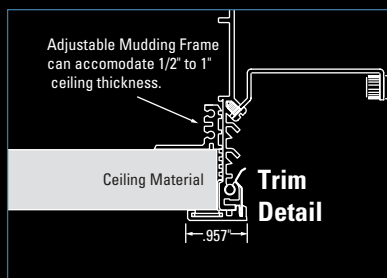
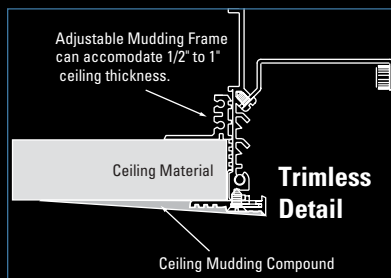
## CONTINUOUS CHANNEL T4 G8.5

1 FIXTURE TYPE	Catalog #	Description
	CCADT435	Adjustable Downlight Channel for 35 watt T4 G8.5 Metal Halide
	CCADT470	Adjustable Downlight Channel for 70 watt T4 G8.5 Metal Halide
	CCFDT435	Fixed Downlight Channel for 35 watt T4 G8.5 Metal Halide
	CCFDT470	Fixed Downlight Channel for 70 watt T4 G8.5 Metal Halide  Equipped with Aromat® electronic ballasts
2 INTERIOR	Catalog #	Description
	BK	Black Trim
	WH	White Trim
3 TRIM	PT	Custom Color (Specify)
	Catalog #	Description
	BK	Black Trim
	WH	White Trim
	SS	Industrial Silver
4 DISTRIBUTION	PT	Custom Color (Specify)
	TR	Trimless (NO TRIM)
	Catalog #	Description
	15	Reflector w/ 15° Narrow Spread
5 LENGTH	27	Reflector w/ 27° Medium Spread
	55	Reflector w/ 55° Wide Spread <i>See page 217 for details</i>
	Catalog #	Description
6 LAMP SPACING		Specify Length in Inches 120" Maximum
	Catalog #	Description
	18	18" o/c lamp spacing for 35 watt only
	24	24" o/c lamp spacing for 35 or 70 watt
	32	32" o/c lamp spacing for 35 or 70 watt
	40	40" o/c lamp spacing for 35 or 70 watt
7 VOLTAGE	48	48" o/c lamp spacing for 70 watt only
	Catalog #	Description
	120	120 volts
	277	277 volts

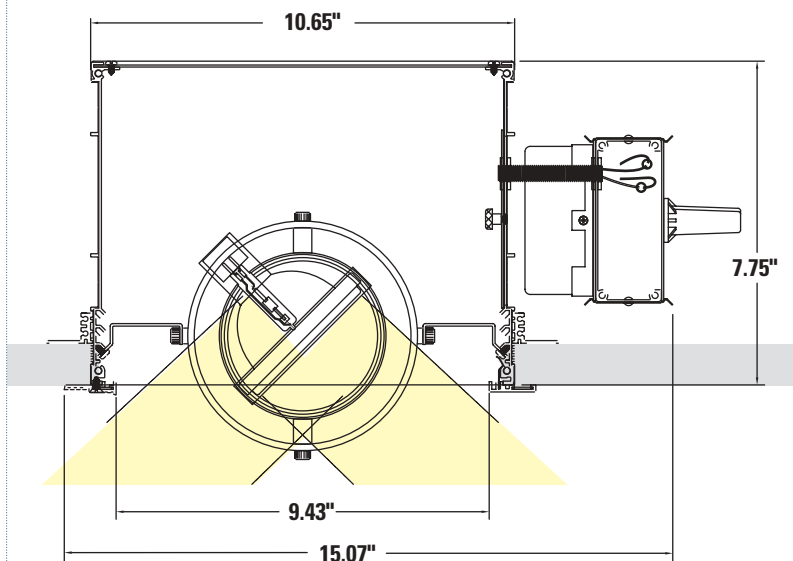
### Ordering Example

FIXTURE TYPE	INTERIOR	TRIM	DISTRIBUTION	LENGTH	SPACING	VOLTAGE
CCADT435	BK	TR	15	96	18	120

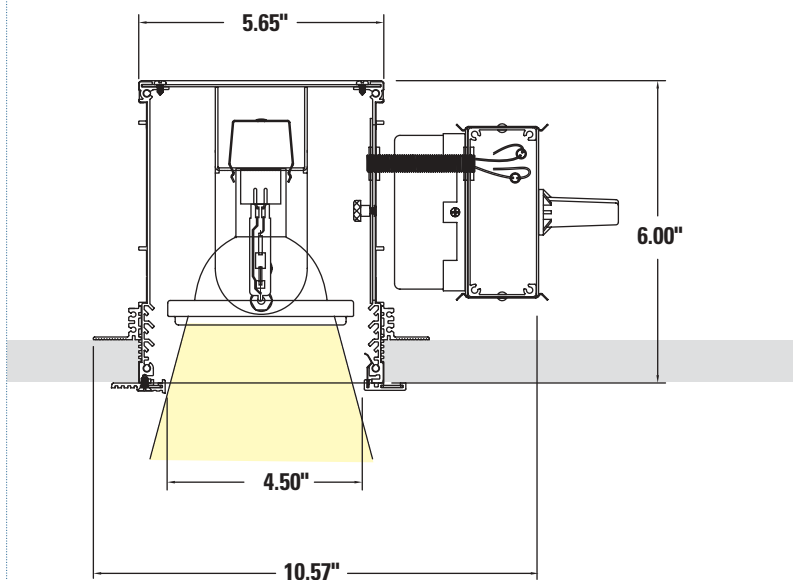
Continuous Channel, 35 watt T4 G8.5, Black Interior, Trimless, 15° light distribution, 96" length, 18" O/C Lamp Spacing, 120 volts






## CCADT4 - ADJUSTABLE DOWNLIGHT



## CCFDT4 - FIXED DOWNLIGHT



## FLUORESCENT LAMP OPTIONS

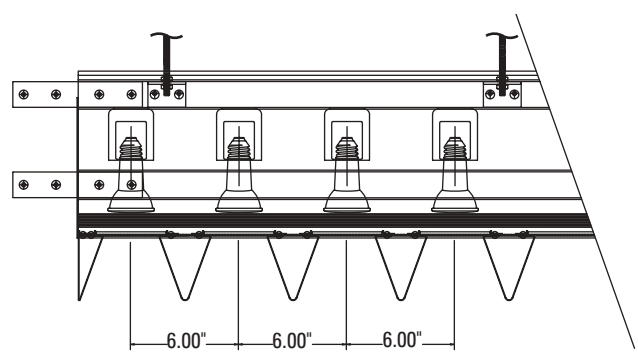
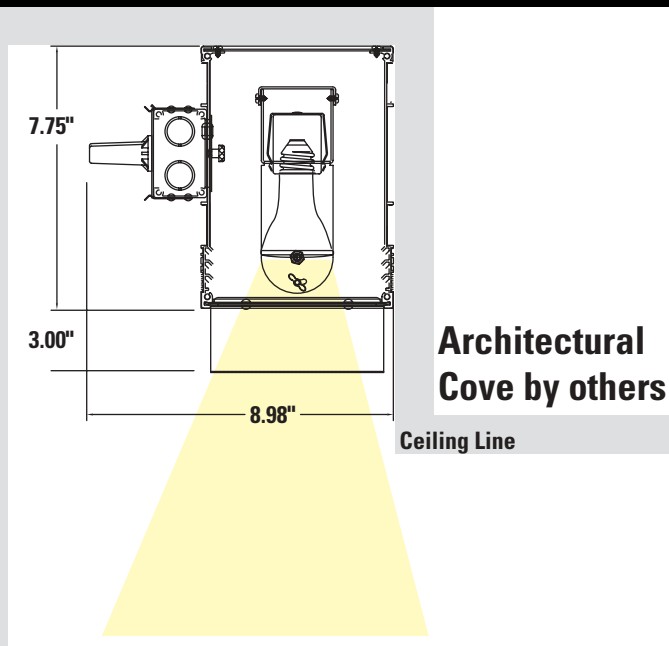
	Catalog #	Description
	<b>BX40</b>	40 Watt BIAX® Fluorescent
	<b>BX50</b>	50 Watt BIAX® Fluorescent
	<b>PLL80</b>	80 Watt PL-L Fluorescent
	<b>PLT26</b>	26 Watt PL-T Fluorescent
	<b>PLT32</b>	32 Watt PL-T Fluorescent
	<b>PLT42</b>	42 Watt PL-T Fluorescent
	<b>T528</b>	28 Watt T5 Fluorescent
	<b>T535</b>	35 Watt T5 Fluorescent
	<b>T5H039</b>	39 Watt T5 High Output Fluorescent
	<b>T5H054</b>	54 Watt T5 High Output Fluorescent
	<b>T817</b>	17 Watt T8 Fluorescent
	<b>T825</b>	25 Watt T8 Fluorescent
	<b>T832</b>	32 Watt T8 Fluorescent
	<b>T840</b>	40 Watt T8 Fluorescent

See page 204 - 205 for diffusers and parabolic louvers for fluorescent lamps.

CCWGPAR16 CP 96 06

# Wall Grazer Line Voltage PAR16 Continuous Channel

- Provides even grazing illumination on walls
- Designed for surface mounting in architectural coves
- Ordered by the inch. Maximum single unit is 120". Multiple units may be installed end to end for a continuous run.
- Angled baffles provide even distribution of light and reduced glare
- Includes integral spread lens
- Electrical J-Box and Wiring accessible on sidewall of fixture
- Locking lamp holders adjust up to 15° for varied wall grazing effect



## WALL GRAZER PAR16

1	FIXTURE TYPE	Catalog #	Description
		CCWGPAR16	Wall Grazer 120 Volt PAR16
2	BAFFLE	Catalog #	Description
		BL	Black Alzak Aluminum
		CL	Clear Aluminum
		CP	Champagne Gold Aluminum
3	LENGTH	Catalog #	Description
			Specify Length in Inches 120" Maximum
4	LAMP SPACING	Catalog #	Description
		06	6" o/c lamp spacing

### Ordering Example

FIXTURE TYPE	INTERIOR	LENGTH	SPACING
CCWGPAR16	CP	96	06

Continuous Channel Wall Grazer, PAR16, Champagne Gold Baffles, 96" length, 6" O/C Lamp Spacing

## WALL GRAZER PAR20

FIXTURE TYPE	Catalog #	Description
	CCWGPAR20	Wall Grazer 120 Volt PAR20

BAFFLE	Catalog #	Description
	BL	Black Alzak Aluminum
	CL	Clear Aluminum
	CP	Champagne Gold Aluminum

LENGTH	Catalog #	Description
		Specify Length in Inches 120" Maximum

LAMP SPACING	Catalog #	Description
	06	6" o/c lamp spacing

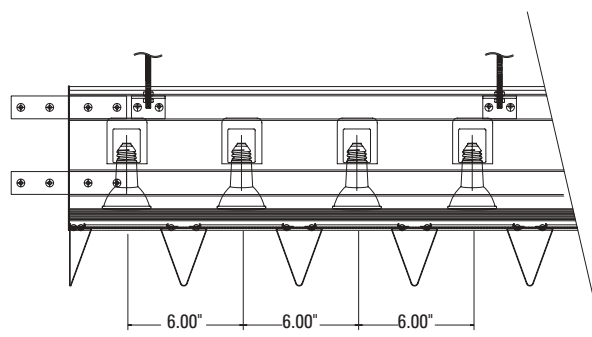
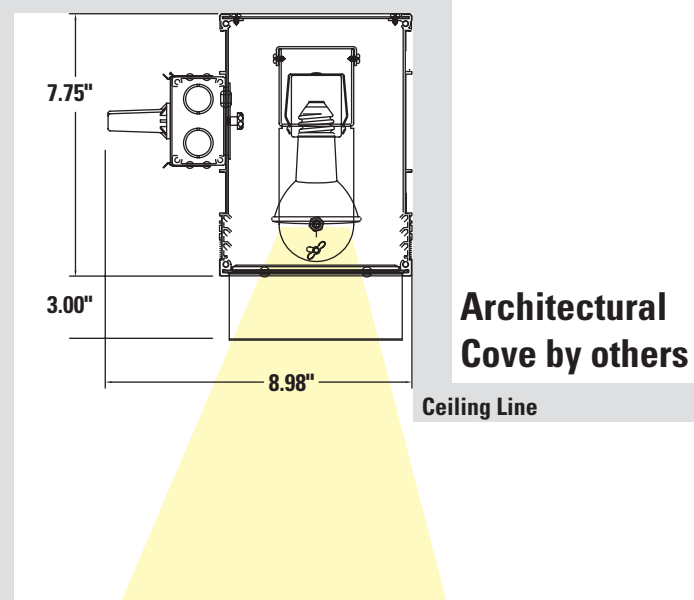
## Ordering Example

FIXTURE TYPE	BAFFLE	LENGTH	SPACING
CCWGPAR20	CL	96	06

Continuous Channel Wall Grazer, PAR20, Clear Aluminum Baffles, 96" length, 6" O/C Lamp Spacing

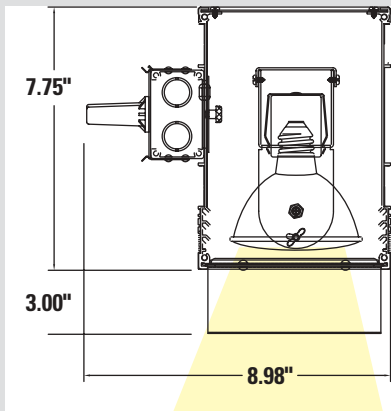
## Wall Grazer Line Voltage PAR20 Continuous Channel

- Provides even grazing illumination on walls
- Designed for surface mounting in architectural coves
- Ordered by the inch. Maximum single unit is 120". Multiple units may be installed end to end for a continuous run.
- Angled baffles provide even distribution of light and reduced glare
- Includes integral spread lens
- Electrical J-Box and Wiring accessible on sidewall of fixture
- Locking lamp holders adjust up to 15° for varied wall grazing effect



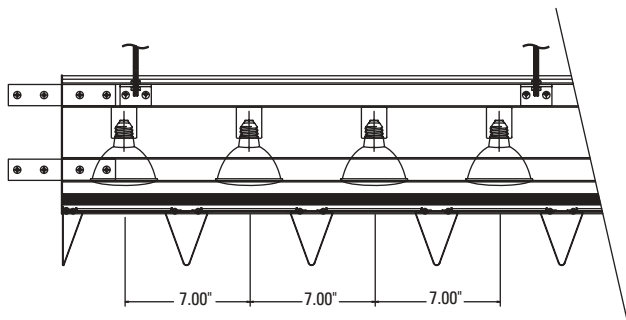
## Wall Grazer Line Voltage PAR30 Continuous Channel

- Provides even grazing illumination on walls
- Designed for surface mounting in architectural coves
- Ordered by the inch. Maximum single unit is 120". Multiple units may be installed end to end for a continuous run.
- Angled baffles provide even distribution of light and reduced glare
- Includes integral spread lens
- Electrical J-Box and Wiring accessible on sidewall of fixture
- Locking lamp holders adjust up to 15° for varied wall grazing effect



Architectural Cove by others

Ceiling Line



## WALL GRAZER PAR30

FIXTURE TYPE	Catalog #	Description
	CCWGPAR30	Wall Grazer 120 Volt PAR30

BAFFLE	Catalog #	Description
	BL	Black Alzak Aluminum
	CL	Clear Aluminum
	CP	Champagne Gold Aluminum

LENGTH	Catalog #	Description
		Specify Length in Inches 120" Maximum

LAMP SPACING	Catalog #	Description
	07	7" o/c lamp spacing

### Ordering Example

FIXTURE TYPE	INTERIOR	LENGTH	SPACING
CCWGPAR30	CL	96	07

Continuous Channel Wall Grazer, PAR30, Clear Aluminum Baffles, 96" length, 7" O/C Lamp Spacing

## WALL GRAZER PAR38

FIXTURE TYPE	Catalog #	Description
	CCWGPAR38	Wall Grazer 120 Volt PAR38

BAFFLE	Catalog #	Description
	BL	Black Alzak Aluminum
	CL	Clear Aluminum
	CP	Champagne Gold Aluminum

LENGTH	Catalog #	Description
		Specify Length in Inches 120" Maximum

LAMP SPACING	Catalog #	Description
	09	9" o/c lamp spacing

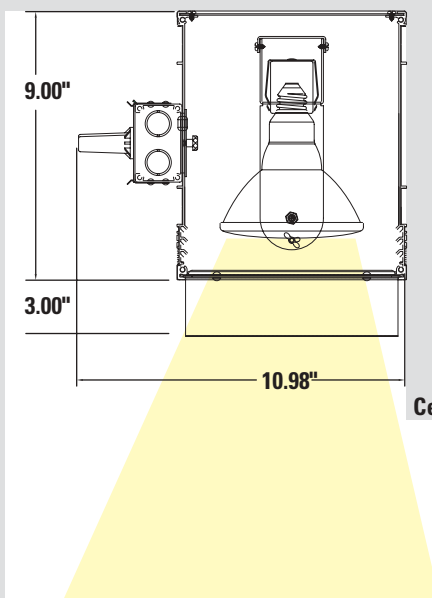
## Ordering Example

FIXTURE TYPE	BAFFLE	LENGTH	SPACING
CCWGPAR38	BL	96	09

Continuous Channel Wall Grazer, PAR38, Black Alzak Baffles, 96" length, 9" O/C Lamp Spacing

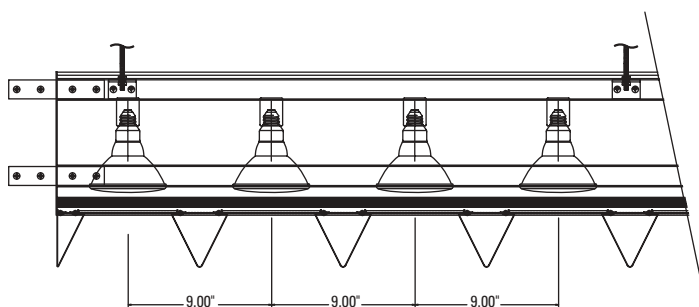
## Wall Grazer Line Voltage PAR38 Continuous Channel

- Provides even grazing illumination on walls
- Designed for surface mounting in architectural coves
- Ordered by the inch. Maximum single unit is 120". Multiple units may be installed end to end for a continuous run.
- Angled baffles provide even distribution of light and reduced glare
- Includes integral spread lens
- Electrical J-Box and Wiring accessible on sidewall of fixture
- Locking lamp holders adjust up to 15° for varied wall grazing effect



Architectural  
Cove by others

Ceiling Line






### HVAC Diffusers



TITUS® model TBD-10 Plenum Slot Diffuser shown

### PA Audio System



4" speaker with circular grill pattern shown

### Surveillance Camera System



5" B&W Sony Dome Camera shown

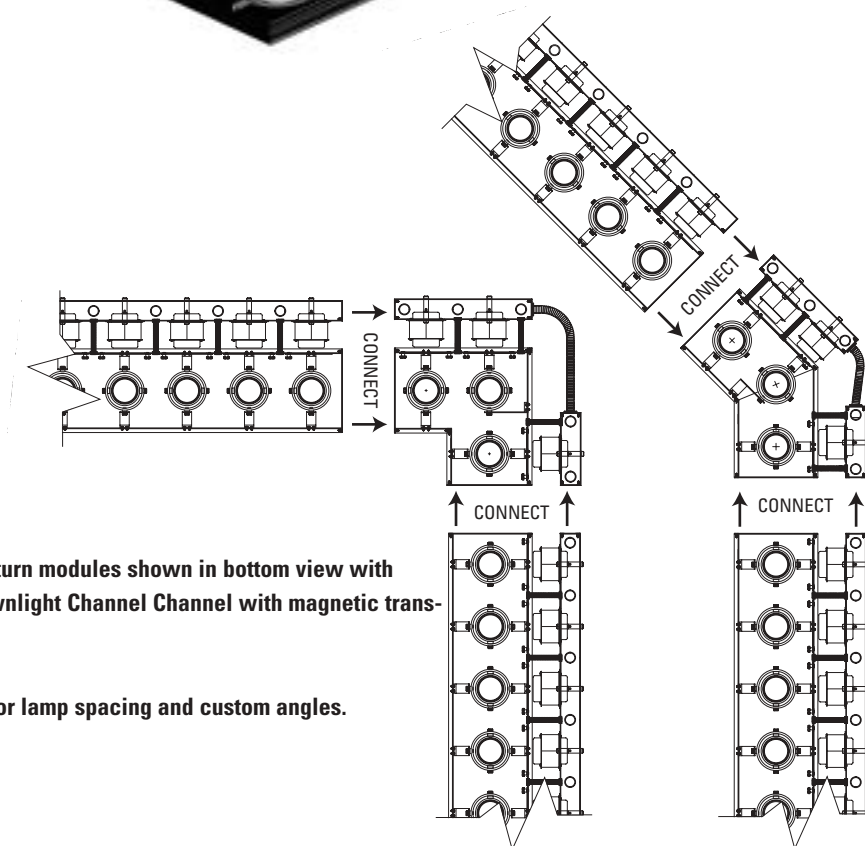
### Emergency Fire Sprinkler System



GLOBE® GL5651 Pendant head shown



## Corner Return Module




Typical 45° and 90° return modules shown in bottom view with MR16 Adjustable Downlight Channel Channel with magnetic transformers.

Consult RSA factory for lamp spacing and custom angles.

## Typical corner return application





## Fluorescent Lamp Cell Ordering

Catalog #	Description
<b>BX40</b>	40 Watt BIAX®
<b>BX50</b>	50 Watt BIAX®
<b>PLL80</b>	80 Watt PL-L
<b>PLT26</b>	26 Watt PL-T
<b>PLT32</b>	32 Watt PL-T
<b>PLT42</b>	42 Watt PL-T
<b>T528</b>	28 Watt T-5
<b>T535</b>	35 Watt T-5
<b>T5H039</b>	39 Watt T-5 High Output
<b>T5H054</b>	54 Watt T-5 High Output
<b>T817</b>	17 Watt T-8
<b>T825</b>	25 Watt T-8
<b>T832</b>	32 Watt T-8
<b>T840</b>	40 Watt T-8



Fluorescent lamps are available for all channel types except Wall Grazers. Lamps may be mixed and matched to the desired specification.

All fluorescent ballasts are electronic.

Internal fluorescent lamp reflectors are available in white or specular finishes.

Contact the RSA factory for ordering details.

## Diffusers for Fluorescent Lamps

Adder #	Description	Adder #	Description
-TWD	Textured White Diffuser .125" Thickness 100% Virgin Acrylic - 52% Light Transmission	-MPD	Male Conical Prism Diffuser .125" Thickness 100% Virgin Acrylic
 <p>Smooth White Flat Sheet is extruded from high impact virgin acrylic meeting IES, NEMA-SPI joint specifications for use in applications. Acrylic lighting panels are 100% high molecular weight virgin material meeting grade 8 requirements as set forth in Table 2 of ASTM D-788-69A.</p>		 <p>Male Conical Prism diffuser is clear acrylic. Prisms shall be 3/16" square based male cones aligned parallel and perpendicular to the length and width of the panel. Minimum prism height shall be .080". This diffuser exceeds IES-NEMA-SPI standards for acrylic material by 100%. Under normal interior conditions these panels will perform satisfactorily for 20 years.</p>	

## Louvers &amp; Overlays

Adder #	Description	Adder #	Description	Adder #	Description
-CB1	Aluminum Parabolic Louver Silver Semi-Specular Low Iridescent  2" Cell	-CB2	Aluminum Parabolic Louver Silver Semi-Specular Low Iridescent Low Profile  1" Cell	-HTO	High Transmission Overlay for use with Parabolic Louver .0625" Thickness  Overlay is placed between the lamp source and the louver to reduce glare.
