

Manufacturer
 Of
 Architectural
 And
 Commercial
 Grade
 Windows,
 Curtain Walls,
 Entrances,
 And
 Storefronts



**Series 6711 Fixed Thermal
 3 7/8" Architectural Grade Fixed Hung Replica Window**

Configurations Fixed Hung Replica

Series 6711 retains an AAMA Architectural Grade rating to meet the most demanding specifications. The 6711 window system is a historical replica window and an attractive product for a wide range of applications. Multiple glazing options provide flexibility to meet specific design requirements. A thermal barrier in the frame improves thermal performance, enhancing energy saving potential. Offered with a complete line of sub frames, mullions and architectural sills, the 6711 window provides the complete solution for your fenestration needs.

Features

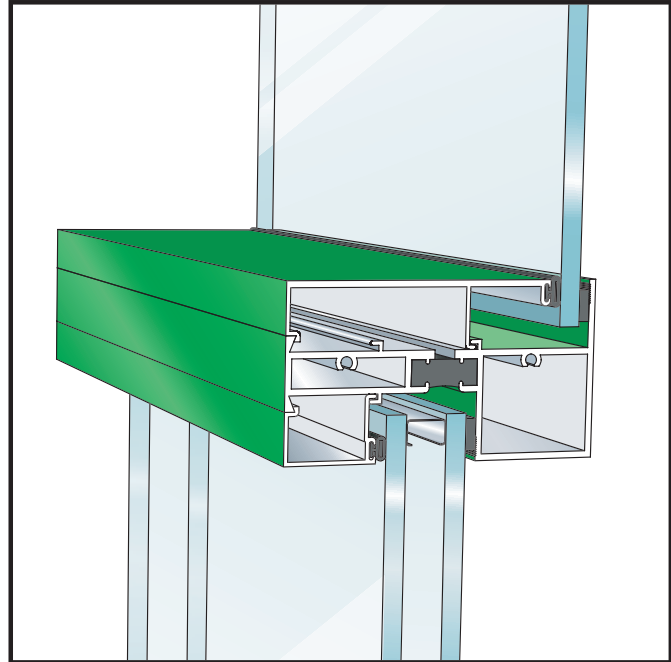
- Thermally improved frames
- Accessory line of subframes, mullions, and architectural sills
- Anodized or painted finishes available
- Accommodates glazing units of 1/4" and 1" in depth

Benefits

- Enhanced thermal performance
- Allows custom designs with standard product
- Unlimited options to answer economic and aesthetic concerns
- Allows use of common glass thicknesses



Series 6711 Fixed Thermal 3 7/8" Architectural Grade Fixed Hung Replica Window



Horizontal
True Muntin

Performance Data

S-6711 Hung Replica Architectural Grade

AAMA Rating (NAFS-02)	F-AW100
Air Infiltration	<.06 cfm/sf @ 6.24 psf
Water	No Leakage @ 15.0 psf
Structural	±150.0 psf
CRF-Frame (1503.1)	65°
CRF-Glass (1503.1)	57°
U-Value (1503.1)	.60°

- A = Estimated values and/or designations
- B = Non-standard size or configuration
- C = Dual glazed
- D = 1" Insulated - 1/4" clear, 1/2" air, 1/4" clear
- E = 1" Insulated - 1/4" clear (Low Emissivity), 1/2" air, 1/4" clear
- F = 1" Insulated - 1/4" clear (Low Emissivity), 1/2" argon, 1/4" clear
- G = 1" Insulated - 1/4" clear, 1/2" air, 1/4" clear (Low Emissivity)

S-6711 Glazing Chart	Polycarbonate			Glass or Panel																
	1/8"	3/16"	1/4"	1/8"	.156**	3/16"	.200**	1/4"	1/4**	1/2"	5/8"	3/4"	7/8"	1"	1-1/8"	1-1/4"	1-1/2"	1-3/4"	2"	
Monolithic & Insulated Glass								A						A						

*-Obscure Glass Thickness
 **-Laminated Glass Thickness
 A -Available Glazing Option
 blank - N/A

Series 6711 Fixed Thermal 3 7/8" Architectural Grade Fixed Hung Replica Window



Frame Construction

The frames have a depth of 3 7/8" and are constructed of 6063-T6 aluminum alloy. Nominal material wall thickness for the frame is .078". Corners are of screw spline construction and sealed. See Illustration 1.

Thermal Barrier

All frames and vents are thermally improved using the latest technology in two part, high density polyurethane. See Illustration 2.

Glazing

Windows are inside glazed with an extruded aluminum snap-in glazing bead. Glazings of 1/4" and 1" can be utilized.

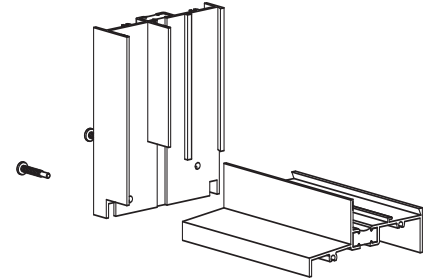


Illustration 1

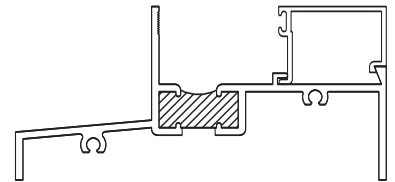
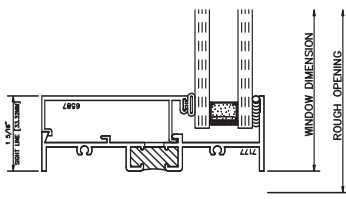
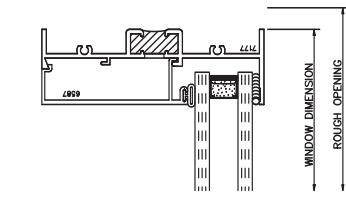


Illustration 2

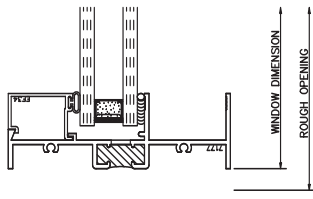
403 LEFT JAMB



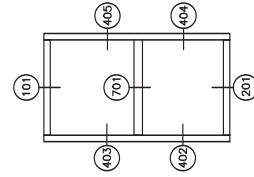
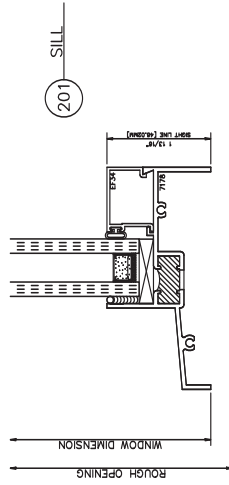
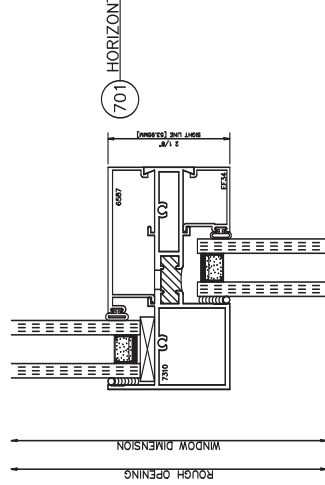
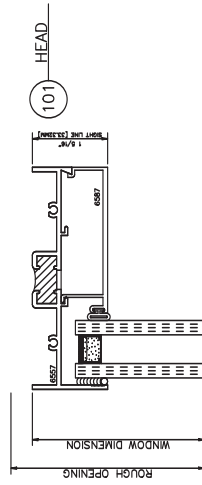
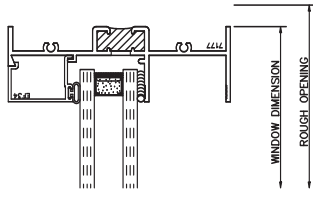
405 RIGHT JAMB



402 LEFT JAMB



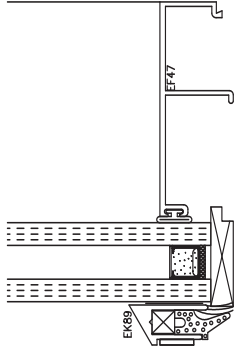
404 RIGHT JAMB



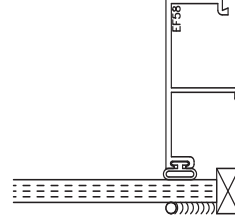
1/4" GLAZE
UPPER LITE



7/8" INSULATED
1/4"-1/4"
EK89 GRID
UPPER LITE



1/4" GLAZE
LOWER LITE



7/8" INSULATED
1/4"-1/4"
EK89 GRID
LOWER LITE

