

March 24, 2008

Updated March 19, 2009

800-424-2432





Ordering C.O.M., C.O.L., and C.O.V.	HIGH POINT	2
	Shipping Location	4
Briar®	General Information	6
	Sleeper	8
	Sleeper Replacement Parts	14
	Recliner	16
	Recliner Replacement Parts	22
	Patient Chair	24
	Patient Chair Replacement Parts	28
	Bariatric	30
Daybed™ Sofa	General Information	32
	Built-In	34
	Freestanding	36
Flex™	General Information	40
	Sleeper	42
	Sleeper Replacement Parts	48
	Recliner	50
	Recliner Replacement Parts	56
	Patient Chair	58
	Patient Chair Replacement Parts	62
	Bariatric	64
	Glider	66
LaResta® Day Bed	General Information	68
	Built-In	70
	Freestanding	72
	Modern	76
Perth®	General Information	78
	Sleeper	80
	Sleeper Replacement Parts	86
	Recliner	88
	Patient Chair	96
	Patient Chair Replacement Parts	100
	Bariatric	102
	Glider	104
Rose™ Seating	General Information	106
	Sled Base Chair	108
	4-Leg Metal Chair	110
	4-Leg Bentwood Chair	112
	Accessories/Options	114
Soltice®	General Information	116
	Sleeper	118
	Sleeper Replacement Parts	128
	Recliner	130
	Recliner Replacement Parts	136
	Patient Chair	138
	Patient Chair Replacement Parts	140
	Bariatric	142
	Bariatric Replacement Parts	144
	Glider	146
	Glider Replacement Parts	148
Three®	General Information	150
	Sleeper	152
	Sleeper Replacement Parts	158
	Sleeper Recliner	160
	Sleeper Recliner Replacement Parts	166
	Bariatric	168

Warren™ Seating	General Information	170
	Sled Base Chair	172
	Systems Base Chair	174
	Accessories/Options	176
Index	Index	178

Ordering C.O.M., C.O.L., and C.O.V.

HIGH POINT

All fabrics, including COM, COL, KOM and in grades will be applied at the factory's discretion. If a pattern or stripe is to be applied in a certain direction, the customer MUST specify this in writing on the P.O. and attach a sample of the fabric with it running in the application direction to the P.O. Specifying fabric direction may increase the amount of COM or KOM yardage required. Check with KI Customer Service to see if an increase in yardage is necessary BEFORE specifying, ordering and sending COM and COL to the factory or having KOM quoted.

ALL C.O.M. AND C.O.L. SHIPMENTS MUST BE PREPAID TO: KI
217 Feld Avenue
High Point, NC 27263

COM and COL must be identified as follows:

1. Name and address
2. Your purchase order number
3. Our style number to which fabric is to be applied
4. Supplier name and fabric name, number, and color

COLLECT SHIPMENTS WILL BE REFUSED.

SHIPMENT SCHEDULE WILL BE GIVEN WHEN ALL FABRIC IS RECEIVED FOR ENTIRE ORDER.

YARDAGE REQUIREMENTS LISTED IN PRICE LIST ARE BASED ON PLAIN GOODS 54" WIDE. Fabrics less than 54" wide, or those requiring matching (stripes, plaids, prints, large patterns) will require additional yardage based on the fabric used and the item ordered.

FABRIC WITH NAP: IF USING MOHAIR, VELVET OR ANY FABRIC WITH A "NAP", INCREASE YARDAGE REQUIRED BY 11%.
CONSULT MATRIX BELOW FOR ADDITIONAL YARDAGE NEEDED.

C.O.M. INCREASE MATRIX

This table is a general guide.

FABRIC WIDTH	PLAIN FABRIC	UNDER 7" REPEAT	7" - 13" REPEAT	14" - 21" REPEAT	22" - 27" REPEAT	OVER 27" REPEAT
54"	0	15%	20%	25%	30%	40%
51" - 53"	10%	25%	30%	35%	40%	50%
48" - 50"	15%	30%	35%	40%	45%	55%
45" - 47"	30%	45%	50%	55%	60%	70%
36" - 44"	50%	65%	70%	75%	80%	90%

FABRIC WITH DOUBLE REPEAT: IF USING A FABRIC WITH A DOUBLE REPEAT, PLEASE FOLLOW THIS FORMULA: TAKE THE TOTAL AMOUNT OF THE LARGER AND HALF OF THE SMALLER REPEAT; ADD TOGETHER TO FIND THE CORRECT OVERALL REPEAT. EXAMPLE: 10" VERTICAL WITH 14" HORIZONTAL WOULD BE $14 + 5 = 19$.

IF FABRIC COMES IN ON MULTIPLE ROLLS, ONE ADDITIONAL YARD PER ROLL NEEDS TO BE ADDED TO THE YARDAGE REQUIREMENT.

SPECIAL NOTE: WE CAN ASSUME NO RESPONSIBILITY FOR THE DURABILITY OR TAILORING QUALITY OF CUSTOMER FURNISHED COVERINGS (C.O.M.) OR KOM. KOM: is fabric that KI will purchase for you at jobber's price (net) plus a nominal charge for handling, shipping, and managing.

COM PRIOR APPROVAL DATA SHEET

ALL COM MUST BE APPROVED.

Photocopy this form and submit with COM fabric for approval:

(This fabric approval is for the purpose of advising how to apply your COM fabric, verify yardage required, and suitability.)

YOUR COMPANY NAME/PHONE/FAX NUMBER:

_____/_____

Material supplier: _____

Material Name: _____ Number: _____

Material Color: _____ Width: _____

Vertical Repeat: _____ Horizontal Repeat: _____

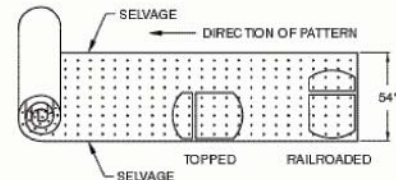
Fiber Content: _____

Direction Stripe/Pattern is to be applied: (Check one)

☐ Vertical ☐ Horizontal ☐ Factory Discretion

COM TO BE USED
ON THE FOLLOWING:

QTY PRODUCT NAME/NUMBER



ADDITIONAL NOTES:

- Orders cannot go into production without the information listed on this approval sheet.
- Attach memo sample to this approval sheet.
- If your order has been placed, list PO# _____
- The cost of the COM sample will be paid by the client.
- Even after preliminary approval, KI reserves the right to reject COM/COL if necessary when the quality is not satisfactory for the product to be upholstered. KI assumes no responsibility for its overall appearance, flammability, durability, color fastness or any other quality after upholstered on a KI product.



Ordering C.O.M., C.O.L., and C.O.V.

Shipping Location

C.O.M. SHIPPING LOCATION



Architectural Walls

Genius Wall MN
Systems Wal MN

Classroom Furniture

360 Classroom Furniture BW
Dorsal 1090 Chairs GB
Dorsal Student Desks GB

Desking

700 Series Desking KP
Balance Overheads MN
Genesis Desking MN
True Desking KP
Universal Overheads MN
WorkZone Desking MN

Files & Storage

E-Series Pedestal Cushion GB
700 Series Pedestal Cushion GB

Fixed Seating

Aria Auditorium Seating BW
Concerto Auditorium Seating BW
Fixed Pedestals GB
Jury Base Seating GB
Lancaster Auditorium Seating BW
Sequence Seating GB
University Seating GB

Panel Systems

All Terrain KP
Balance Overheads KP
Flexible WorkSpace BW
Prosper AG*
System 3000 MN
Universal Overheads MN
Wireworks MN

Residence Hall Furniture

RoomScope Furniture MN

Seating

100 Series Folding Chairs TM
300 Series Folding Chairs TM
600 Series Stools TM
700 Series Folding Chairs TM
800 Series Stools TM
1000 Series GB
Aerdyn Guest Seating HN
Albany Auditorium Seating BW
Arissa Lounge HN
Aston Guest Seating HN
Auditorium Folding Chairs TM
Bantam Guest Seating HN
Briar Multiple & Healthcare Seating HN
Bruen Lounge Seating HN
Canaan Guest Seating HN
Cinturon Lounge & Professional Seating HN
Cody Lounge Seating HN
Comfort Line Folding Chairs TM
Dance Nesting & Task Chairs BW
Daybed Sofas HN
Daylight Stacking Chairs GB
Dorsal Stacking & Tandem Seating GB
Eden Healthcare Seating HN
Engage Task Chairs & Stools GB
Eton Lounge Seating HN
Flex Multiple & Healthcare Seating HN
Front Row Seats (Silk Screening) TM
GateOne Public Seating BW
Glimmer Stacking & Task HB
Grand Salon Lounge Seating & Benches HN
Hancock Benches HN
Impress Task Chairs LV
Impress Ultra Task Chairs LV
Impulse Task Chairs GB
Ivey Lounge & Guest Seating HN

Jessa Lounge Seating HN
Kismet Task/Guest Chairs & Stools LV
Kurv Benches HN
LaResta Day Beds HN
Lido Lounge Seating HN
Lola Lounge Seating HN
Maestro Stacking Chairs GB
Matrix Stacking Chairs GB
Mechanical Adjustable Stools TM
Medical & Laboratory Stools LV
Mesa Lounge & Task Seating HN
MI6 Nesting Chairs GB
Neena Lounge Seating & Benches HN
Perry Stacking Chairs GB
Perth Multiple & Healthcare Seating HN
Piretti 2000 Series Seating GB
Piretti Stacking Chairs GB
Pomfret Lounge & Guest Seating HN
Promenade Seating System BW
Quatro Guest Seating HN
Rapture Stacking Chairs & Stools GB
Relax Lounge Seating HN
Rose Healthcare BW
Silhouette Stacking Chairs & Stools BW
Solstice Multiple, Healthcare & Guest HN
Strive Stacking & Task GB
Teacup Lounge Seating HN
Three Multiple, Healthcare & Lounge HN
Torsion-on-the-Go Nesting Chairs GB
Torsion Stacking and Task Seating GB
Versa Stacking Chairs & Stools GB
Warren Healthcare Seating BW

Site Furnishings

Logix BW

KI Manufacturing Sites - Customer's Own Material Shipment Manufacturing Site Addresses

BW

KI Bonduel
Attn: COM Storage
204 West South St.
Bonduel, WI 54107

AG*

Contact KI at
1-800-424-2432

HB

Glimmer
Attn: COM Storage
15731 Graham St.
Huntington Beach, CA 92649

HN

KI-HN
Attn: COM Storage
217 Field Avenue
High Point, NC 27263

KP

KI Pembroke
Attn: COM Storage
1000 Olympic Dr.
Pembroke, Ontario K8A6X7

GB

KI Green Bay
Attn: COM Storage
1330 Bellevue St.
Green Bay, WI 54302

LV

Impress/Impress Ultra/
Kismet/Medical Stools
Attn: COM Storage
2009 Wright Ave.
LaVerne, CA 91750

MN

KI Manitowoc
Attn: COM Storage
1400 S. 41st St.
Manitowoc, WI 54220



Ordering C.O.M., C.O.L., and C.O.V.

Shipping Location



Briar®

General Information



Briar® Lounge Sleeper Briar® Loveseat Sleeper Briar® Recliner Briar® Patient Chair (Open Arm) Briar® Patient Chair (Closed Arm)

Dimensions					
Overall width	33"	61.5"	26.75"	23.5"	23.5"
Overall depth	37.5"	37.5"	33.5"	27.5"	27.5"
Overall height	33.5"	33.5"	44"	44"	44"
Seat width	27.5"	56"	20"	20"	20"
Seat depth	20"	20"	20"	19"	19"
Seat height	17"	17"	19.5"	18.75"	18.75"
Arm height	27"	27"	24.5"	26.5"	26.5"
Overall depth in sleep position	82"	82"			
Sleep surface depth	77"	77" LFS/RFS/DS			
Sleep surface width	27.5"	27.5" LFS/RFS 56" DS			
Sleep surface thickness	3.5"	3.5" LFS/RFS/DS			
Full recline depth			62"		

SPECIFICATIONS

Complimentary Furniture

The following lounge collections offer complimentary furniture that creates continuity and a cohesive look throughout a facility. These complimentary pieces can be found in other sections of the KI price list.

BRIAR HEALTHCARE SEATING - Briar® Multiple Seating, Briar® Occasional Tables, LaResta® Day Bed (FSD/BR)

UPHOLSTERY INFORMATION

C.O.M. Fabric

For C.O.M. fabric sent to KI-High Point on multiple rolls, add an additional yard of fabric per roll to the yardage requirements. Multiple rolls have shorter pieces of fabric on them and do not allow nesting and stacking of the fabric to achieve the best yield as is done with one large roll. This results in yardage shortages and requests for additional fabric from the

client, which can hold up the order. For each roll that is sent, one yard needs to be added and needs to be added to one of the rolls, not separately.

SPECIAL FINISH MATCHES

KI can match special finish requests at an upcharge of \$57 List per item, up to 12 or a maximum charge of \$618 List per order per color. Special finish requests must be sent to your KI customer service representative.

Upon receipt from KI, the finishing department will prepare a "strike-off" which will be sent to the customer for approval.

The approval form accompanying the strike-off should be faxed to your KI customer service representative. Upon receipt of the signed approval form, KI will proceed with the order. Disapproved samples may be sent back to KI directly with an explanation of disapproval. A Special Finish Number (SFN) will be assigned to this finish sample for future reference or reorders.



**Briar® Motion Patient
Chair (Open Arm)**



**Briar® Patient Chair
Ottoman**



**Briar® Bariatric Chair
(Open Arm)**

Dimensions

Overall width	24.5"	18.5"	33.5"
Overall depth	29.75"	20"	24"
Overall height	42.75"	17.5"front 12.5"rear	35"
Seat width	21"		30"
Seat depth	19.75"		18"
Seat height	18"		19.25"
Arm height	26.5"		26.25"

INFORMATION

Warranty

Refer to KI Terms & Conditions document or visit ki.com

BRLS

Lounge Sleeper

- 1 = Seat and back/sleep surface (Fabric Contrast 1) C.O.M. = 3.75 yd
- 2 = Arms and frame (Fabric Contrast 2) C.O.M. = 4.75 yd

BRLS

Lounge Sleeper Replacement Arm Panels, Seat & Back Cushions

- 1 = Seat and back/sleep surface (Fabric Contrast 1) C.O.M. = 3.75 yd
- 2 = Arm panels (Fabric Contrast 2) C.O.M. = 2 yd

Indicate the following information on order form:

1. Quantity of each item.
2. Model number, including options. See "How To Build a Model Number".
3. Any special service required.

Note:

- The ☐ indicates that a choice is required.
- The absence of the ☐ indicates that no choice is required.

A Select basic model.

- B** Select non-contrast or fabric contrast 1.
Refer to Upholstery Fabric cards in the KI Fabrics & Finishes binder.
- C** Select fabric contrast 2.
Refer to Upholstery Fabric cards in the KI Fabrics & Finishes binder.
- D** Select pull handle color.
Refer to color addendum at ki.com or in KI Price List or KI Fabrics & Finishes binder.
- E** Select wood finish color.
Refer to color addendum at ki.com or in KI Price List or KI Fabrics & Finishes binder.
For Kensington Maple add upcharge.

- | | |
|----------|---|
| F | Select TB133.
NFR = No TB133 fire retardant
FR = Fire retardant
See pricing column for TB133 upcharge. |
| G | Select moisture barrier.
NMB = No moisture barrier
MB = Moisture barrier
See pricing column for moisture barrier upcharge. |
| H | Select casters.
NC = No casters (standard)
RCST = Locking casters-rear only;
add \$58
FRCS = Locking casters-fixed
front/rear swivel; add \$116 |

KENSINGTON MAPLE UPCHARGE

Kensington Maple requires extended lead-times.

Model	
BLS2	\$78
BLS2/FC	\$78
BLSS/LFS	\$78
BLSS/RFS	\$78
BLSS/DS	\$78
BLSS/LFS/FC	\$78
BLSS/RFS/FC	\$78
BLSS/DS/FC	\$78



Approx. Packaged Weight	Grade C.O.M.	Grade C	Grade D	Grade E & C.O.L.	Grade F	Grade G	Grade H	Grade I	Grade J	Grade K	Grade L Leather	Grade M Leather	TB133 add to list price	Moisture Barrier add to list price
165#	\$ 2440	\$ 2491	\$ 2581	\$ 2686	\$ 2872	\$ 2898	\$ 3039	\$ 3216	\$ 3568	\$ 3922	\$ 4273	\$ 4981	\$ 329	\$ 116
165#	2486	2538	2627	2731	2919	2944	3086	3262	3614	3968	4319	5026	329	116
25#	\$ 850	\$ 895	\$ 970	\$ 1060	\$ 1121	\$ 1240	\$ 1360	\$ 1509	\$ 1809	\$ 2109	\$ 2408	\$ 3006	\$ 121	\$ 181
25#	896	941	1016	1106	1166	1286	1406	1556	1854	2155	2453	3053	121	181

INFORMATION

C.O.M. Requirements

C.O.M. yardage requirements listed above are based on plain goods 54" wide. If less than 54" wide or fabrics requiring matching (stripes, plaids, prints, large patterns), additional yardage will be needed. Consult C.O.M. matrix on the Ordering C.O.M., and C.O.L. page for additional yardage needed. For C.O.M. fabric sent to KI-High Point on multiple rolls, add an additional yard of fabric per roll to the yardage requirements.

C.O.L. Requirements

Figure 18 sq. ft. of leather (C.O.L.) for each yard shown (i.e., 4.75 x 18 = 85.5 sq ft).

Contrasting Upholstery

When contrasting fabric is chosen, price at highest in-grade.

Moisture Barrier

Moisture barrier is applied underneath the fabric cover as a means of protecting the foam. Not available with TB133.

California TB133 Fire Safety Code

The above seating products can be manufactured using the appropriate flame-retardant materials and fabric selection for compliance to California Technical Bulletin 133. Add "FR" to end of model number and add upcharge. Please contact KI customer service for fabric compliance. Not available with moisture barrier. Gore or Nano-Tex treatments can be used when TB133 is required.

Construction

Seat and back frame constructed of welded structural steel. Back frame constructed of kiln-dried hardwood and laminated plywood. Arms constructed of kiln-dried hardwood. Cushions are multiple densities of polyurethane foam. Storage compartments constructed of laminate plywood, black paint standard.

SPECIAL SERVICES

Special Carton Marking

With specially marked information N/C

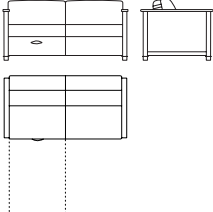
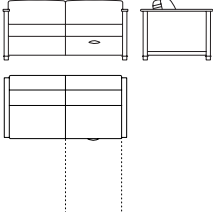
Shipping

Shipped **assembled unless replacement parts which ship k.d. freight prepaid High Point, North Carolina 27263** factory. Freight class #175.

Specifications and prices are subject to change without prior notice.

Briar®

Sleeper

			MODEL NUMBER							Approx. Packaged Weight
Features	COM	Basic Model	Non-Contrast or Fabric Contrast 1	Fabric Contrast 2	Pull Color	Wood Finish	TB133	Moisture Barrier		
 BRLS Loveseat Sleeper - LFS (Open, Left Side Facing) <ul style="list-style-type: none">1 = Seat and back/sleep surface (Fabric Contrast 1) C.O.M. = 7.5 yd2 = Arms and frame (Fabric Contrast 2) C.O.M. = 5.5	Non-contrast	13 yd	BLSS/LFS	□□□□		□□□□	□□□	□□□	220#	
	Contrast		BLSS/LFS/FC	□□□□	□□□□	□□□□	□□□	□□□	220#	
 BRLS Loveseat Sleeper - RFS (Open, Right Side Facing) <ul style="list-style-type: none">1 = Seat and back/sleep surface (Fabric Contrast 1) C.O.M. = 7.5 yd2 = Arms and frame (Fabric Contrast 2) C.O.M. = 5.5	Non-contrast	13 yd	BLSS/RFS	□□□□		□□□□	□□□	□□□	220#	
	Contrast		BLSS/RFS/FC	□□□□	□□□□	□□□□	□□□	□□□	220#	
			A	B	C	D	E	F	G	

HOW TO ORDER

Indicate the following information on order form:

- Quantity of each item.
- Model number, including options. See "How To Build a Model Number".
- Any special service required.

Note: • The □ indicates that a choice is required.
• The absence of the □ indicates that no choice is required.

HOW TO BUILD A MODEL NUMBER

- A** Select basic model.
- B** Select non-contrast or fabric contrast 1.
Refer to Upholstery Fabric cards in the KI Fabrics & Finishes binder.
- C** Select fabric contrast 2.
Refer to Upholstery Fabric cards in the KI Fabrics & Finishes binder.
- D** Select pull handle color.
Refer to color addendum at ki.com or in KI Price List or KI Fabrics & Finishes binder.
- E** Select wood finish color.
Refer to color addendum at ki.com or in KI Price List or KI Fabrics & Finishes binder.
For Kensington Maple add upcharge.

- F** Select TB133.
NFR = No TB133 fire retardant
FR = Fire retardant
See pricing column for TB133 upcharge.
- G** Select moisture barrier.
NMB = No moisture barrier
MB = Moisture barrier
See pricing column for moisture barrier upcharge.

KENSINGTON MAPLE UPCHARGE

Kensington Maple requires extended lead-times.

Model	
BLS2	\$78
BLS2/FC	\$78
BLSS/LFS	\$78
BLSS/RFS	\$78
BLSS/DS	\$78
BLSS/LFS/FC	\$78
BLSS/RFS/FC	\$78
BLSS/DS/FC	\$78

[illegible]

INFORMATION

C.O.M. Requirements

C.O.M. yardage requirements listed above are based on plain goods 54" wide. If less than 54" wide or fabrics requiring matching (stripes, plaids, prints, large patterns), additional yardage will be needed. Consult C.O.M. matrix on the Ordering C.O.M., and C.O.L. page for additional yardage needed. For C.O.M. fabric sent to KI-High Point on multiple rolls, add an additional yard of fabric per roll to the yardage requirements.

C.O.L. Requirements

Figure 18 sq. ft. of leather (C.O.L.) for each yard shown (i.e., $4.75 \times 18 = 85.5$ sq ft).

Contrasting Upholstery

When contrasting fabric is chosen, price at highest in-grade.

Moisture Barrier

Moisture barrier is applied underneath the fabric cover as a means of protecting the foam. Not available with TB133.

California TB133 Fire Safety Code

The above seating products can be manufactured using the appropriate flame-retardant materials and fabric selection for compliance to California Technical Bulletin 133. Add "FR" to end of model number and add upcharge. Please contact KI customer service for fabric compliance. Not available with moisture barrier. Gore or Nano-Tex treatments can be used when TB133 is required.

Construction

Seat and back frame constructed of welded structural steel. Back frame constructed of kiln-dried hardwood and laminated plywood. Arms constructed of kiln-dried hardwood. Cushions are multiple densities of polyurethane foam. Storage compartments constructed of laminate plywood, black paint standard.

Options

Casters are NOT available on BLSS loveseat sleeper.

SPECIAL SERVICES

Special Carton Marking

With specially marked information	N/C
-----------------------------------	-----

Shipping

Shipped **assembled unless replacement parts which ship k.d. freight prepaid**
High Point, North Carolina 27263 factory.
 Freight class #175.

Specifications and prices are subject to change without prior notice.

Technical drawing of a sofa and coffee table. The sofa is shown from the front and side views. The coffee table is shown from the front view. The sofa has a rectangular frame with two armrests and two backrests. The coffee table has a rectangular frame with four legs and a central storage compartment.

- 1 = Seat and back/sleep surface (Fabric Contrast 1) C.O.M. = 7.5
- 2 = Arms and frame (Fabric Contrast 2) C.O.M. = 5.5 yd

1. Quantity of each item.
2. Model number, including options. See "How To Build a Model Number".
3. Any special service required.

Note: • The ☐ indicates that a choice is required.
• The absence of the ☐ indicates that no choice is required.

- A** Select basic model.
- B** Select non-contrast or fabric contrast 1.
Refer to Upholstery Fabric cards in the KI Fabrics & Finishes binder.
- C** Select fabric contrast 2.
Refer to Upholstery Fabric cards in the KI Fabrics & Finishes binder.
- D** Select pull handle color.
Refer to color addendum at ki.com or in KI Price List or KI Fabrics & Finishes binder.
- E** Select wood finish color.
Refer to color addendum at ki.com or in KI Price List or KI Fabrics & Finishes binder.
For Kensington Maple add upcharge.

F Select TB133.

NFR	= No TB133 fire retardant
FR	= Fire retardant

See pricing column for TB133 upcharge.

G Select moisture barrier.

NMB	= No moisture barrier
MB	= Moisture barrier

See pricing column for moisture barrier upcharge.

Kensington Maple requires extended lead-times.

Model	
BLS2	\$78
BLS2/FC	\$78
BLSS/LFS	\$78
BLSS/RFS	\$78
BLSS/DS	\$78
BLSS/LFS/FC	\$78
BLSS/RFS/FC	\$78
BLSS/DS/FC	\$78



Grade C.O.M.	Grade C	Grade D	Grade E & C.O.L.	Grade F	Grade G	Grade H	Grade I	Grade J	Grade K	Grade L Leather	Grade M Leather	TB133 add to list price	Moisture Barrier add to list price
\$ 4954	\$ 5042	\$ 5181	\$ 5346	\$ 5458	\$ 5679	\$ 5901	\$ 6180	\$ 6736	\$ 7291	\$ 7848	\$ 8969	\$ 432	\$ 260
5023	5111	5250	5415	5527	5748	5970	6249	6805	7360	7917	9038	432	260

INFORMATION

C.O.M. Requirements

C.O.M. yardage requirements listed above are based on plain goods 54" wide. If less than 54" wide or fabrics requiring matching (stripes, plaids, prints, large patterns), additional yardage will be needed. Consult C.O.M. matrix on the Ordering C.O.M., and C.O.L. page for additional yardage needed. For C.O.M. fabric sent to KI-High Point on multiple rolls, add an additional yard of fabric per roll to the yardage requirements.

C.O.L. Requirements

Figure 18 sq. ft. of leather (C.O.L.) for each yard shown (i.e., 4.75 x 18 = 85.5 sq ft).

Contrasting Upholstery

When contrasting fabric is chosen, price at highest in-grade.

Moisture Barrier

Moisture barrier is applied underneath the fabric cover as a means of protecting the foam. Not available with TB133.

California TB133 Fire Safety Code

The above seating products can be manufactured using the appropriate flame-retardant materials and fabric selection for compliance to California Technical Bulletin 133. Add "FR" to end of model number and add upcharge. Please contact KI customer service for fabric compliance. Not available with moisture barrier. Gore or Nano-Tex treatments can be used when TB133 is required.

Construction

Seat and back frame constructed of welded structural steel. Back frame constructed of kiln-dried hardwood and laminated plywood. Arms constructed of kiln-dried hardwood. Cushions are multiple densities of polyurethane foam. Storage compartments constructed of laminate plywood, black paint standard.

Options

Casters are NOT available on BLSS loveseat sleeper.

SPECIAL SERVICES

Special Carton Marking

With specially marked information N/C

Shipping

Shipped **assembled unless replacement parts which ship k.d. freight prepaid High Point, North Carolina 27263** factory. Freight class #175.

Specifications and prices are subject to change without prior notice.

Briar®
Sleeper Replacement Parts

				MODEL NUMBER					
				Basic Model	Non-Contrast or Fabric Contrast 1	Fabric Contrast 2	TB133	Moisture Barrier	
MODEL	Features	COM							
BRLS	Loveseat Sleeper Replacement Seat & Back Cushions - LFS <ul style="list-style-type: none">• Open, left side facing• 1 = Seat and back (Fabric Contrast 1) C.O.M. = 3.5 yd• 2 = Arm panels (Fabric Contrast 2) C.O.M. = 2 yd	Non-contrast	5.5 yd	BLSSC/LFS	<input type="checkbox"/> <input type="checkbox"/> <input type="checkbox"/> <input type="checkbox"/>		<input type="checkbox"/> <input type="checkbox"/> <input type="checkbox"/>	<input type="checkbox"/> <input type="checkbox"/> <input type="checkbox"/>	
		Contrast		BLSSC/LFS/FC	<input type="checkbox"/> <input type="checkbox"/> <input type="checkbox"/> <input type="checkbox"/>	<input type="checkbox"/> <input type="checkbox"/> <input type="checkbox"/> <input type="checkbox"/>	<input type="checkbox"/> <input type="checkbox"/> <input type="checkbox"/>	<input type="checkbox"/> <input type="checkbox"/> <input type="checkbox"/>	
BRLS	Loveseat Sleeper Replacement Seat & Back Cushions - RFS <ul style="list-style-type: none">• Open, right side facing• 1 = Seat and back (Fabric Contrast 1) C.O.M. = 3.5 yd• 2 = Arm panels (Fabric Contrast 2) C.O.M. = 2 yd	Non-contrast	5.5 yd	BLSSC/RFS	<input type="checkbox"/> <input type="checkbox"/> <input type="checkbox"/> <input type="checkbox"/>		<input type="checkbox"/> <input type="checkbox"/> <input type="checkbox"/>	<input type="checkbox"/> <input type="checkbox"/> <input type="checkbox"/>	
		Contrast		BLSSC/RFS/FC	<input type="checkbox"/> <input type="checkbox"/> <input type="checkbox"/> <input type="checkbox"/>	<input type="checkbox"/> <input type="checkbox"/> <input type="checkbox"/> <input type="checkbox"/>	<input type="checkbox"/> <input type="checkbox"/> <input type="checkbox"/>	<input type="checkbox"/> <input type="checkbox"/> <input type="checkbox"/>	
BRLS	Loveseat Sleeper Replacement Seat & Back Cushions - DS <ul style="list-style-type: none">• Open, both sides facing• 1 = Seat and back (Fabric Contrast 1) C.O.M. = 6.5 yd• 2 = Arm panels (Fabric Contrast 2) C.O.M. = 2 yd	Non-contrast	8.5 yd	BLSSC/DS	<input type="checkbox"/> <input type="checkbox"/> <input type="checkbox"/> <input type="checkbox"/>		<input type="checkbox"/> <input type="checkbox"/> <input type="checkbox"/>	<input type="checkbox"/> <input type="checkbox"/> <input type="checkbox"/>	
		Contrast		BLSSC/DS/FC	<input type="checkbox"/> <input type="checkbox"/> <input type="checkbox"/> <input type="checkbox"/>	<input type="checkbox"/> <input type="checkbox"/> <input type="checkbox"/> <input type="checkbox"/>	<input type="checkbox"/> <input type="checkbox"/> <input type="checkbox"/>	<input type="checkbox"/> <input type="checkbox"/> <input type="checkbox"/>	
				A	B	C	D	E	

HOW TO ORDER

Indicate the following information on order form:

- 1. Quantity of each item.
- 2. Model number, including options. See "How To Build a Model Number".
- 3. Any special service required.

Note: •The ☐ indicates that a choice is required.
•The absence of the ☐ indicates that no choice is required.

HOW TO BUILD A MODEL NUMBER

- A** Select basic model.
- B** Select non-contrast or fabric contrast 1. Refer to Upholstery Fabric cards in the KI Fabrics & Finishes binder.
- C** Select fabric contrast 2. Refer to Upholstery Fabric cards in the KI Fabrics & Finishes binder.
- D** Select TB133.
NFR = No TB133 fire retardant
FR = Fire retardant
See pricing column for TB133 upcharge.
- E** Select moisture barrier.
NMB = No moisture barrier
MB = Moisture barrier
See pricing column for moisture barrier upcharge.

INFORMATION

C.O.M. Requirements
C.O.M. yardage requirements listed above are based on plain goods 54" wide. If less than 54" wide or fabrics requiring matching (stripes, plaids, prints, large patterns), additional yardage will be needed. Consult C.O.M. matrix on the Ordering C.O.M., and C.O.L. page for additional yardage needed. For C.O.M. fabric sent to KI-High Point on multiple rolls, add an additional yard of fabric per roll to the yardage requirements.

C.O.L. Requirements
Figure 18 sq. ft. of leather (C.O.L.) for each yard shown (i.e., 4.75 x 18 = 85.5 sq ft).

Contrasting Upholstery
When contrasting fabric is chosen, price at highest in-grade.

California TB133 Fire Safety Code
The above seating products can be manufactured using the appropriate flame-retardant materials and fabric selection for compliance to California Technical Bulletin 133. Add

"FR" to end of model number and add upcharge. Please contact KI customer service for fabric compliance. Not available with moisture barrier. Gore or Nano-Tex treatments can be used when TB133 is required.



Approx. Packaged Weight	Grade C.O.M.	Grade C	Grade D	Grade E & C.O.L.	Grade F	Grade G	Grade H	Grade I	Grade J	Grade K	Grade L Leather	Grade M Leather	TB133 add to list price	Moisture Barrier add to list price
25#	\$ 873	\$ 908	\$ 967	\$ 1037	\$ 1085	\$ 1179	\$ 1274	\$ 1391	\$ 1626	\$ 1862	\$ 2097	\$ 2567	\$ 121	\$ 181
25#	942	977	1036	1106	1154	1248	1343	1460	1695	1931	2166	2636	121	181
25#	\$ 873	\$ 908	\$ 967	\$ 1037	\$ 1085	\$ 1179	\$ 1274	\$ 1391	\$ 1626	\$ 1862	\$ 2097	\$ 2567	\$ 121	\$ 181
25#	942	977	1036	1106	1154	1248	1343	1460	1695	1931	2166	2636	121	181
50#	\$ 1331	\$ 1384	\$ 1476	\$ 1584	\$ 1659	\$ 1804	\$ 1949	\$ 2130	\$ 2494	\$ 2858	\$ 3221	\$ 3950	\$ 164	\$ 245
50#	1400	1453	1545	1653	1728	1873	2018	2200	2563	2927	3290	4019	164	245

SPECIAL SERVICES

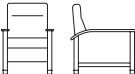
Special Carton Marking

With specially marked information N/C

Shipping

Shipped **assembled unless replacement parts which ship k.d. freight prepaid High Point, North Carolina 27263** factory. Freight class #175.

Specifications and prices are subject to change without prior notice.

			MODEL NUMBER									
Features		COM	Basic Model	Non-Contrast or Fabric Contrast 1	Fabric Contrast 2	I.V. Pole	Casters	Arm Cap	Magazine Rack	Wood Finish	Approx. Packaged Weight	
 BRRL Recliner • 1 = Back and arms (Fabric Contrast 1) C.O.M. = 4.5 yd (includes front kick panel below seat and footrest on applicable models) • 2 = Seat (Fabric Contrast 2) C.O.M. = 1 yd	Non-contrast	4.5 yd	BR	□□□□		□□□□	□□□	□□□	□□□	□□□	150#	
	Contrast		BR/FC	□□□□	□□□□	□□□□	□□□	□□□	□□□	□□□	150#	
			A	B	C	D	E	F	G	H		

Indicate the following information on order form:

1. Quantity of each item.
2. Model number, including options. See "How To Build a Model Number".
3. Any special service required.

Note: • The ☐ indicates that a choice is required.
• The absence of the ☐ indicates that no choice is required.

- A** Select basic model.
- B** Select non-contrast or fabric contrast 1.
Refer to Upholstery Fabric cards in the KI
Fabrics & Finishes binder.
- C** Select fabric contrast 2.
Refer to Upholstery Fabric cards in the KI
Fabrics & Finishes binder.

- D** Select I.V. pole (facing).
- | | |
|-------------|-------------------------------|
| NS | = No pole |
| LFIV | = Left front pole; add \$260 |
| LRIV | = Left rear pole; add \$260 |
| RFIV | = Right front pole; add \$260 |
| RRIV | = Right rear pole; add \$260 |
- I.V. Pole front mount **ONLY** when ordering Lateral Head Supports.

- E** Select casters.
-
- NC** = No casters (standard)

- SFR** = Swivel front, rear locking & pushbar; add \$155
Casters not meant or warranted for patient transport.
- F** Select armcaps.
- | | |
|------------|--------------------------------|
| WAC | = Wood (standard) |
| UAC | = Upholstered (pair); add \$86 |
| PAC | = Black poly (pair); add \$80 |
- Upholstered armcap fabric will match arm fabric selection (Fabric Contrast 1).
C.O.M. = 1.25 yd
- G** Select magazine rack.
- | | |
|------------|------------------------------|
| NMR | = No rack |
| LFM | = Left side rack; add \$174 |
| RFM | = Right side rack; add \$174 |
- Magazine rack fabric will match arm fabric selection (Fabric Contrast 1).
C.O.M. = .5 yd

- H** Select wood finish color.
Refer to color addendum at ki.com or in

KI Price List or KI Fabrics & Finishes
 binder.



Grade C.O.M.	Grade C	Grade D	Grade E & C.O.L.	Grade F	Grade G	Grade H	Grade I	Grade J	Grade K	Grade L Leather	Grade M Leather
\$ 1997	\$ 2034	\$ 2098	\$ 2178	\$ 2234	\$ 2344	\$ 2454	\$ 2670	\$ 2937	\$ 3210	\$ 3480	\$ 4024
2071	2109	2173	2253	2309	2419	2529	2745	3012	3285	3555	4099

INFORMATION

Moisture Barrier \$116
 TB133 \$266
 TB133 NOT available with poly cap option.

Kensington Maple Upcharge

Kensington Maple requires extended lead-times.

Model
 All Briar® Recliners \$89

Options

Additional options may be ordered.
 Add /XX to the end of the model number and upcharge.

Catheter attachment
 /CA and \$39

Lateral head supports per pair (C.O.M. = 1.5 yd)
 /HS and \$144

Adjustable pillow (C.O.M. = .75 yd)
 /PW and \$155

Head support and/or pillow contrasting fabric will match back fabric selection.

Posey restraints may be done as a special.

C.O.M. Requirements

C.O.M. yardage requirements listed above are based on plain goods 54" wide. If less than 54" wide or fabrics requiring matching (stripes, plaids, prints, large patterns), additional yardage will be needed. Consult C.O.M. matrix on the Ordering C.O.M., and C.O.L. page for additional yardage needed. For C.O.M. fabric sent to KI-High Point on multiple rolls, add an additional yard of fabric per roll to the yardage requirements.

C.O.L. Requirements

Figure 18 sq. ft. of leather (C.O.L.) for each yard shown (i.e., 4.75 x 18 = 85.5 sq ft).

Contrasting Upholstery

When contrasting fabric is chosen, price at highest in-grade.

California TB133 Fire Safety Code

The above seating products can be manufactured using the appropriate flame-retardant materials and fabric selection for compliance to California Technical Bulletin 133. Add "FR" to end of model number and add upcharge. Please contact KI customer service for fabric compliance. Not available with moisture barrier. Gore or Nano-Tex treatments can be used when TB133 is required.

Construction

Seat platform constructed of tubular steel and kiln-dried hardwood. Back constructed of kiln-dried hardwood and laminated plywood. Arms constructed of kiln-dried hardwood. Cushioning of multiple densities of polyurethane foam and dacron fiber.

SPECIAL SERVICES

Special Carton Marking

With specially marked information N/C

Shipping

Shipped **assembled freight prepaid f.o.b. High Point, North Carolina 27263** factory. Freight class #150.

Specifications and prices are subject to change without prior notice.

**Recliner (w/ Laminate Side
Articulating Tablet) - Contrast**

- 1 = Back and arms (Fabric Contrast 1) C.O.M. = 4.5 yd (includes front kick panel below seat and footrest on applicable models)
- 2 = Seat (Fabric Contrast 2) C.O.M. = 1 yd

Indicate the following information on order form:

1. Quantity of each item.
2. Model number, including options. See "How To Build a Model Number".
3. Any special service required.

Note: • The ☐ indicates that a choice is required.
• The absence of the ☐ indicates that no choice is required.

- A** Select basic model.
- B** Select non-contrast or fabric contrast 1.
Refer to Upholstery Fabric cards in the KI
Fabrics & Finishes binder.
- C** Select fabric contrast 2.
Refer to Upholstery Fabric cards in the KI
Fabrics & Finishes binder.

- D** Select I.V. pole (facing).
- | | |
|-------------|-------------------------------|
| NS | = No pole |
| LFIV | = Left front pole; add \$260 |
| LRIV | = Left rear pole; add \$260 |
| RFIV | = Right front pole; add \$260 |
| RRIV | = Right rear pole; add \$260 |
- I.V. Pole front mount **ONLY** when ordering Lateral Head Supports.
- E** Select casters.
- | | |
|-----------|-------------------------|
| NC | = No casters (standard) |
|-----------|-------------------------|

SFR = Swivel front, rear locking & pushbar; add \$155
Casters not meant or warranted for patient transport.

- F** Select armcaps.
- WAC** = Wood (standard)
- UAC** = Upholstered (pair); add \$86
- PAC** = Black poly (pair); add \$80
- Upholstered armcap fabric will match arm fabric selection (Fabric Contrast 1).
- C.O.M. = 1.25 yd
-
- G** Select magazine rack.
- NMR** = No rack
- LFM** = Left side rack; add \$174
- RFM** = Right side rack; add \$174
- Magazine rack fabric will match arm fabric selection (Fabric Contrast 1).
- C.O.M. = .5 yd

- H** Select wood finish color.
Refer to color addendum at ki.com or in

KI Price List or KI Fabrics & Finishes
 binder.

- 1 Select laminate color.
Refer to color addendum at ki.com or in
KI Price List or KI Fabrics & Finishes
binder.



Approx. Packaged Weight	Grade C.O.M.	Grade C	Grade D	Grade E & C.O.L.	Grade F	Grade G	Grade H	Grade I	Grade J	Grade K	Grade L Leather	Grade M Leather
155#	\$ 2215	\$ 2253	\$ 2316	\$ 2396	\$ 2453	\$ 2563	\$ 2673	\$ 2888	\$ 3156	\$ 3429	\$ 3699	\$ 4242
155#	2215	2253	2316	2396	2453	2563	2673	2888	3156	3429	3699	4242

155#	\$ 2290	\$ 2328	\$ 2390	\$ 2471	\$ 2528	\$ 2638	\$ 2748	\$ 2962	\$ 3231	\$ 3504	\$ 3774	\$ 4316
155#	2290	2328	2390	2471	2528	2638	2748	2962	3231	3504	3774	4316

INFORMATION

Moisture Barrier \$116
TB133 \$266
TB133 NOT available with poly cap option.

Kensington Maple Upcharge

Kensington Maple requires extended lead-times.

Model
All Briar® Recliners \$89

Options

Additional options may be ordered.
Add /XX to the end of the model number and upcharge.

Catheter attachment
/CA and \$39

Lateral head supports per pair (C.O.M. = 1.5 yd)
/HS and \$144

Adjustable pillow (C.O.M. = .75 yd)
/PW and \$155

Head support and/or pillow contrasting fabric will match back fabric selection.

Posey restraints may be done as a special.

C.O.M. Requirements

C.O.M. yardage requirements listed above are based on plain goods 54" wide. If less than 54" wide or fabrics requiring matching (stripes, plaids, prints, large patterns), additional yardage will be needed. Consult C.O.M. matrix on the Ordering C.O.M., and C.O.L. page for additional yardage needed. For C.O.M. fabric sent to KI-High Point on multiple rolls, add an additional yard of fabric per roll to the yardage requirements.

C.O.L. Requirements

Figure 18 sq. ft. of leather (C.O.L.) for each yard shown (i.e., 4.75 x 18 = 85.5 sq ft).

Contrasting Upholstery

When contrasting fabric is chosen, price at highest in-grade.

California TB133 Fire Safety Code

The above seating products can be manufactured using the appropriate flame-retardant materials and fabric selection for compliance to California Technical Bulletin 133. Add "FR" to end of model number and add upcharge. Please contact KI customer service for fabric compliance. Not available with moisture barrier. Gore or Nano-Tex treatments can be used when TB133 is required.

Construction

Seat platform constructed of tubular steel and kiln-dried hardwood. Back constructed of kiln-dried hardwood and laminated plywood. Arms constructed of kiln-dried hardwood. Cushioning of multiple densities of polyurethane foam and dacron fiber.

SPECIAL SERVICES

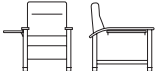
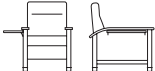
Special Carton Marking

With specially marked information N/C

Shipping

Shipped **assembled freight prepaid f.o.b. High Point, North Carolina 27263** factory. Freight class #150.

Specifications and prices are subject to change without prior notice.

			MODEL NUMBER									
	Features	COM	Basic Model	Non-Contrast or Fabric Contrast 1	Fabric Contrast 2	I.V. Pole	Casters	Arm Cap	Magazine Rack	Wood Finish	Veneer Color	
	Left facing	4.5 yd	BR/LFT/VT	□□□□		□□□□	□□□	□□□	□□□	□□□	□□□	
	Right facing	4.5 yd	BR/RFT/VT	□□□□		□□□□	□□□	□□□	□□□	□□□	□□□	
BRRL												
Recliner (w/ Veneer Side Articulating Tablet) - Non-contrast												
	Left facing		BR/FC/LFT/VT	□□□□	□□□□	□□□□	□□□	□□□	□□□	□□□	□□□	
	Right facing		BR/FC/RFT/VT	□□□□	□□□□	□□□□	□□□	□□□	□□□	□□□	□□□	
Recliner (w/ Veneer Side Articulating Tablet) - Contrast												
• 1 = Back and arms (Fabric Contrast 1) C.O.M. = 4.5 yd (includes front kick panel below seat and footrest on applicable models)												
• 2 = Seat (Fabric Contrast 2) C.O.M. = 1 yd												
</												

Indicate the following information on order form:

1. Quantity of each item.
2. Model number, including options. See "How To Build a Model Number".
3. Any special service required.

Note: • The ☐ indicates that a choice is required.
• The absence of the ☐ indicates that no choice is required.

- A** Select basic model.
- B** Select non-contrast or fabric contrast 1.
Refer to Upholstery Fabric cards in the KI
Fabrics & Finishes binder.
- C** Select fabric contrast 2.
Refer to Upholstery Fabric cards in the KI
Fabrics & Finishes binder.

- D** Select I.V. pole (facing).
- | | |
|-------------|-------------------------------|
| NS | = No pole |
| LFIV | = Left front pole; add \$260 |
| LRIV | = Left rear pole; add \$260 |
| RFIV | = Right front pole; add \$260 |
| RRIV | = Right rear pole; add \$260 |
- I.V. Pole front mount **ONLY** when ordering Lateral Head Supports.
- E** Select casters.
- | | |
|-----------|-------------------------|
| NC | = No casters (standard) |
|-----------|-------------------------|

SFR = Swivel front, rear locking & pushbar; add \$155
Casters not meant or warranted for patient transport.

- F** Select armcaps.
- WAC** = Wood (standard)
- UAC** = Upholstered (pair); add \$86
- PAC** = Black poly (pair); add \$80
- Upholstered armcap fabric will match arm fabric selection (Fabric Contrast 1).
- C.O.M. = 1.25 yd
-
- G** Select magazine rack.
- NMR** = No rack
- LFM** = Left side rack; add \$174
- RFM** = Right side rack; add \$174
- Magazine rack fabric will match arm fabric selection (Fabric Contrast 1).
- C.O.M. = .5 yd

- H** Select wood finish color.
Refer to color addendum at ki.com or in

KI Price List or KI Fabrics & Finishes
 binder.

- 1 Select veneer color.
Refer to color addendum at ki.com or in
KI Price List or KI Fabrics & Finishes
binder.



Approx. Packaged Weight	Grade C.O.M.	Grade C	Grade D	Grade E & C.O.L.	Grade F	Grade G	Grade H	Grade I	Grade J	Grade K	Grade L Leather	Grade M Leather
-------------------------------	-----------------	------------	------------	------------------------	------------	------------	------------	------------	------------	------------	--------------------	--------------------

155#	\$ 2215	\$ 2253	\$ 2316	\$ 2396	\$ 2453	\$ 2563	\$ 2673	\$ 2888	\$ 3156	\$ 3429	\$ 3699	\$ 4242
------	---------	---------	---------	---------	---------	---------	---------	---------	---------	---------	---------	---------

155#	2215	2253	2316	2396	2453	2563	2673	2888	3156	3429	3699	4242
------	------	------	------	------	------	------	------	------	------	------	------	------

155#	\$ 2290	\$ 2328	\$ 2390	\$ 2471	\$ 2528	\$ 2638	\$ 2748	\$ 2962	\$ 3231	\$ 3504	\$ 3774	\$ 4316
------	---------	---------	---------	---------	---------	---------	---------	---------	---------	---------	---------	---------

155#	2290	2328	2390	2471	2528	2638	2748	2962	3231	3504	3774	4316
------	------	------	------	------	------	------	------	------	------	------	------	------

INFORMATION

Moisture Barrier \$116
 TB133 \$266
 TB133 NOT available with poly cap option.

Kensington Maple Upcharge

Kensington Maple requires extended lead-times.

Model
 All Briar® Recliners \$89

Options

Additional options may be ordered.
 Add /XX to the end of the model number and upcharge.

Catheter attachment
 /CA and \$39

Lateral head supports per pair (C.O.M. = 1.5 yd)
 /HS and \$144

Adjustable pillow (C.O.M. = .75 yd)
 /PW and \$155

Head support and/or pillow contrasting fabric will match back fabric selection.

Posey restraints may be done as a special.

C.O.M. Requirements

C.O.M. yardage requirements listed above are based on plain goods 54" wide. If less than 54" wide or fabrics requiring matching (stripes, plaids, prints, large patterns), additional yardage will be needed. Consult C.O.M. matrix on the Ordering C.O.M., and C.O.L. page for additional yardage needed. For C.O.M. fabric sent to KI-High Point on multiple rolls, add an additional yard of fabric per roll to the yardage requirements.

C.O.L. Requirements

Figure 18 sq. ft. of leather (C.O.L.) for each yard shown (i.e., 4.75 x 18 = 85.5 sq ft).

Contrasting Upholstery

When contrasting fabric is chosen, price at highest in-grade.

California TB133 Fire Safety Code

The above seating products can be manufactured using the appropriate flame-retardant materials and fabric selection for compliance to California Technical Bulletin 133. Add "FR" to end of model number and add upcharge. Please contact KI customer service for fabric compliance. Not available with moisture barrier. Gore or Nano-Tex treatments can be used when TB133 is required.

Construction

Seat platform constructed of tubular steel and kiln-dried hardwood. Back constructed of kiln-dried hardwood and laminated plywood. Arms constructed of kiln-dried hardwood. Cushioning of multiple densities of polyurethane foam and dacron fiber.

SPECIAL SERVICES

Special Carton Marking

With specially marked information N/C

Shipping

Shipped **assembled freight prepaid f.o.b. High Point, North Carolina 27263** factory. Freight class #150.

Specifications and prices are subject to change without prior notice.

Briar®

Recliner Replacement Parts

MODEL		MODEL NUMBER		Approx. Packaged Weight
		Basic Model	Non-Contrast or Fabric Contrast 1	
BRRP	Replacement Cover Set	4.5 yd	BRRC □□□□	5#
BRRP	Replacement Head Support Covers • Uph. cover	.75 yd	BRHS □□□□	1#
BRRP	Replacement Magazine Rack Cover • Includes armcaps	.75 yd	BRMR □□□□	3#

A

B

HOW TO ORDER

Indicate the following information on order form:

1. Quantity of each item.
2. Model number, including options. See "How To Build a Model Number".
3. Any special service required.

Note: •The □ indicates that a choice is required.
•The absence of the □ indicates that no choice is required.

HOW TO BUILD A MODEL NUMBER

- A

Select basic model.
- B

Select non-contrast or fabric contrast 1. Refer to Upholstery Fabric cards in the KI Fabrics & Finishes binder.

INFORMATION

C.O.M. Requirements
C.O.M. yardage requirements listed above are based on plain goods 54" wide. If less than 54" wide or fabrics requiring matching (stripes, plaids, prints, large patterns), additional yardage will be needed. Consult C.O.M. matrix on the Ordering C.O.M., and C.O.L. page for additional yardage needed. For C.O.M. fabric sent to KI-High Point on multiple rolls, add an additional yard of fabric per roll to the yardage requirements.

C.O.L. Requirements
Figure 18 sq. ft. of leather (C.O.L.) for each yard shown (i.e., 4.75 x 18 = 85.5 sq ft).

Contrasting Upholstery
When contrasting fabric is chosen, price at highest in-grade.

California TB133 Fire Safety Code
The above seating products can be manufactured using the appropriate flame-retardant materials and fabric selection for compliance to California Technical Bulletin 133. Add

"FR" to end of model number and add upcharge. Please contact KI customer service for fabric compliance. Not available with moisture barrier. Gore or Nano-Tex treatments can be used when TB133 is required.



Grade C.O.M.	Grade C	Grade D	Grade E & C.O.L.	Grade F	Grade G	Grade H	Grade I	Grade J	Grade K	Grade L Leather	Grade M Leather	TB133 add to list price	Moisture Barrier add to list price
\$ 427	\$ 462	\$ 524	\$ 600	\$ 655	\$ 759	\$ 862	\$ 1070	\$ 1324	\$ 1584	\$ 1844	\$ 2362	\$ 266	\$ 116
\$ 85	\$ 88	\$ 97	\$ 105	\$ 109	\$ 120	\$ 130	\$ 151	\$ 176	\$ 204	\$ 226	\$ 274	\$ 45	\$ 20
\$ 85	\$ 88	\$ 97	\$ 105	\$ 109	\$ 120	\$ 130	\$ 151	\$ 176	\$ 204	\$ 226	\$ 274	\$ 45	\$ 20

SPECIAL SERVICES

Special Carton Marking

With specially marked information N/C

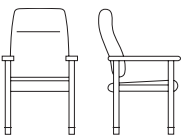
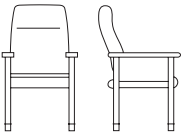

Shipping

Shipped **knockdown freight prepaid f.o.b. High Point, North Carolina 27263** factory. Freight class #175.

Specifications and prices are subject to change without prior notice.

Briar®

Patient Chair

			MODEL NUMBER							Approx. Packaged Weight
Features	COM	Basic Model	Non-Contrast or Fabric Contrast 1	Fabric Contrast 2	Wood Finish	TB133	Moisture Barrier	Arm Cap		
 BRPC Patient Chair (Open Arm) • 1 = Back (Fabric Contrast 1) C.O.M. = 1.25 yd • 2 = Seat (Fabric Contrast 2) C.O.M. = 1 yd	Non-contrast	2 yd	BPO	□□□□		□□□	□□□	□□□	□□□	65#
	Contrast		BPO/FC	□□□□	□□□□	□□□	□□□	□□□	□□□	65#
 BRPC Patient Chair (Closed Arm) • 1 = Back and arms (Fabric Contrast 1) C.O.M. = 2 yd • 2 = Seat (Fabric Contrast 2) C.O.M. = 1 yd	Non-contrast	2.75 yd	BPH	□□□□		□□□	□□□	□□□	□□□	65#
	Contrast		BPH/FC	□□□□	□□□□	□□□	□□□	□□□	□□□	65#
 BRPC Ottoman	Height-front to rear 17.5"-12.5"	1 yd	BOT	□□□□		□□□		□□□		20#
			A	B	C	D	E	F	G	

HOW TO ORDER

Indicate the following information on order form:

- Quantity of each item.
- Model number, including options. See "How To Build a Model Number".
- Any special service required.

Note: •The □ indicates that a choice is required.
•The absence of the □ indicates that no choice is required.

HOW TO BUILD A MODEL NUMBER

- A** Select basic model.
- B** Select non-contrast or fabric contrast 1. Refer to Upholstery Fabric cards in the KI Fabrics & Finishes binder.
- C** Select fabric contrast 2. Refer to Upholstery Fabric cards in the KI Fabrics & Finishes binder.
- D** Select wood finish color. Refer to color addendum at ki.com or in KI Price List or KI Fabrics & Finishes binder. For Kensington Maple add upcharge.
- E** Select TB133.
NFR = No TB133 fire retardant
FR = Fire retardant
See pricing column for TB133 upcharge.
- F** Select moisture barrier.
NMB = No moisture barrier
MB = Moisture barrier
See pricing column for moisture barrier upcharge.
- G** Select arm option.
WAC = Wood (standard)
UAC = Upholstered (pair); add \$46
PAC = Black poly (pair); add \$81
Upholstered armcap fabric will match arm fabric selection (Fabric Contrast 1). C.O.M. = 1 yd
Upholstered and polyurethane armcap NOT available on TB133 approved chairs.

KENSINGTON MAPLE UPCHARGE

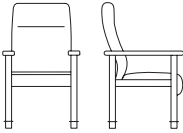
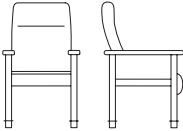

Kensington Maple requires extended lead-times.

Model	
BPO	\$31
BPO/FC	\$31
BPH	\$31
BPH/FC	\$31
BOT	\$78



	Grade C.O.M.	Grade C	Grade D	Grade E & C.O.L.	Grade F	Grade G	Grade H	Grade I	Grade J	Grade K	Grade L Leather	Grade M Leather	TB133 add to list price	Moisture Barrier add to list price
	\$ 1034	\$ 1048	\$ 1078	\$ 1112	\$ 1138	\$ 1186	\$ 1233	\$ 1329	\$ 1444	\$ 1565	\$ 1683	\$ 1921	\$ 139	\$ 86
	1080	1094	1124	1158	1184	1231	1280	1374	1491	1611	1730	1967	139	86
								</						

Briar®
Patient Chair

			MODEL NUMBER							Approx. Packaged Weight
			Basic Model	Non-Contrast or Fabric Contrast 1	Fabric Contrast 2	Wood Finish	TB133	Moisture Barrier	Arm Cap	
 BMPC Motion Patient Chair (Open Arm) • 1 = Back (Fabric Contrast 1) C.O.M. = 1.25 yd • 2 = Seat (Fabric Contrast 2) C.O.M. = 1 yd	Non-contrast	2 yd	BOX	□□□□		□□□	□□□	□□□	□□□	65#
	Contrast		BOX/FC	□□□□	□□□□	□□□	□□□	□□□	□□□	65#
 BMPC Motion Patient Chair (Closed Arm) • 1 = Back and arms (Fabric Contrast 1) C.O.M. = 2 yd • 2 = Seat (Fabric Contrast 2) C.O.M. = 1 yd	Non-contrast	2.75 yd	BHX	□□□□		□□□	□□□	□□□	□□□	65#
	Contrast		BHX/FC	□□□□	□□□□	□□□	□□□	□□□	□□□	65#
 BRPC Ottoman	Height-front to rear 14.5"-10.5"	1 yd	BOT2	□□□□		□□□		□□□		20#
				A	B	C	D	E	F	G

HOW TO ORDER

Indicate the following information on order form:

- 1. Quantity of each item.
- 2. Model number, including options. See "How To Build a Model Number".
- 3. Any special service required.

Note: •The □ indicates that a choice is required.
•The absence of the □ indicates that no choice is required.

HOW TO BUILD A MODEL NUMBER

- A** Select basic model.
- B** Select non-contrast or fabric contrast 1. Refer to Upholstery Fabric cards in the KI Fabrics & Finishes binder.
- C** Select fabric contrast 2. Refer to Upholstery Fabric cards in the KI Fabrics & Finishes binder.
- D** Select wood finish color. Refer to color addendum at ki.com or in KI Price List or KI Fabrics & Finishes binder. For Kensington Maple add upcharge.
- E** Select TB133.
NFR = No TB133 fire retardant
FR = Fire retardant
See pricing column for TB133 upcharge. Not available with poly cap option.

- F** Select moisture barrier.
NMB = No moisture barrier
MB = Moisture barrier
See pricing column for moisture barrier upcharge.
- G** Select arm option.
WAC = Wood (standard)
UAC = Upholstered (pair); add \$46
PAC = Black poly (pair); add \$81
Upholstered armcap fabric will match arm fabric selection (Fabric Contrast 1). C.O.M. = 1 yd
Upholstered and polyurethane armcap NOT available on TB133 approved chairs.

KENSINGTON MAPLE UPCHARGE

Kensington Maple requires extended lead-times.

Model	
BOX	\$63
BOX/FC	\$63
BHX	\$63
BHX/FC	\$63
BOT2	\$31



			Grade E & C.O.L.	Grade F	Grade G	Grade H	Grade I	Grade J	Grade K	Grade L Leather	Grade M Leather	TB133 add to list price	Moisture Barrier add to list price
Grade C.O.M.	Grade C	Grade D											
\$ 1611	\$ 1625	\$ 1646	\$ 1672	\$ 1745	\$ 1779	\$ 1814	\$ 1856	\$ 1943	\$ 2027	\$ 2113	\$ 2285	\$ 139	\$ 86
1657	1671	1693	1717	1790	1825	1859	1903	1988	2073	2159	2330	139	86
										</			

Briar®

Patient Chair Replacement Parts

			MODEL NUMBER				Approx. Packaged Weight
			Basic Model	Non-Contrast or Fabric Contrast 1	TB133	Moisture Barrier	
MODEL	COM						
BRRP	Patient Chair Replacement Seat Cover	1 yd	BRS23	<input type="checkbox"/> <input type="checkbox"/> <input type="checkbox"/> <input type="checkbox"/>	<input type="checkbox"/> <input type="checkbox"/>	<input type="checkbox"/> <input type="checkbox"/>	5#
BRPC	Patient Chair Replacement Back Cover (High Back)	.75 yd	BRB26	<input type="checkbox"/> <input type="checkbox"/> <input type="checkbox"/> <input type="checkbox"/>	<input type="checkbox"/> <input type="checkbox"/>	<input type="checkbox"/> <input type="checkbox"/>	5#
BRRP	Patient Chair Replacement Arm Panel Cover (Closed Arm)	.5 yd	BRPH	<input type="checkbox"/> <input type="checkbox"/> <input type="checkbox"/> <input type="checkbox"/>	<input type="checkbox"/> <input type="checkbox"/>	<input type="checkbox"/> <input type="checkbox"/>	5#
BRPC	Motion Patient Chair Replacement Cover Set (Open Arm)	2 yd	BOXC	<input type="checkbox"/> <input type="checkbox"/> <input type="checkbox"/> <input type="checkbox"/>	<input type="checkbox"/> <input type="checkbox"/>	<input type="checkbox"/> <input type="checkbox"/>	10#
BRPC	Motion Patient Chair Replacement Cover Set (Closed Arm)	2.75 yd	BHXC	<input type="checkbox"/> <input type="checkbox"/> <input type="checkbox"/> <input type="checkbox"/>	<input type="checkbox"/> <input type="checkbox"/>	<input type="checkbox"/> <input type="checkbox"/>	10#
			<div>A</div>	<div>B</div>	<div>C</div>	<div>D</div>	

HOW TO ORDER

Indicate the following information on order form:

- Quantity of each item.
- Model number, including options. See "How To Build a Model Number".
- Any special service required.

Note:

- The ☐ indicates that a choice is required.
- The absence of the ☐ indicates that no choice is required.

HOW TO BUILD A MODEL NUMBER

- A** Select basic model.
- B** Select non-contrast or fabric contrast 1. Refer to Upholstery Fabric cards in the KI Fabrics & Finishes binder.
- C** Select TB133.

NFR

= No TB133 fire retardant

FR

= Fire retardant

See pricing column for TB133 upcharge.
- D** Select moisture barrier.

NMB

= No moisture barrier

MB

= Moisture barrier

See pricing column for moisture barrier upcharge.

INFORMATION

C.O.M. Requirements
C.O.M. yardage requirements listed above are based on plain goods 54" wide. If less than 54" wide or fabrics requiring matching (stripes, plaids, prints, large patterns), additional yardage will be needed. Consult C.O.M. matrix on the Ordering C.O.M., and C.O.L. page for additional yardage needed. For C.O.M. fabric sent to KI-High Point on multiple rolls, add an additional yard of fabric per roll to the yardage requirements.

C.O.L. Requirements
Figure 18 sq. ft. of leather (C.O.L.) for each yard shown (i.e., 4.75 x 18 = 85.5 sq ft).

Contrasting Upholstery
When contrasting fabric is chosen, price at highest in-grade.

Moisture Barrier
Moisture barrier is applied underneath the fabric cover as a means of protecting the foam. Not available with TB133.

California TB133 Fire Safety Code
The above seating products can be manufactured using the appropriate flame-retardant materials and fabric selection for compliance to California Technical Bulletin 133. Add "FR" to end of model number and add upcharge. Please contact KI customer service for fabric compliance. Not available with moisture barrier. Gore or Nano-Tex treatments can be used when TB133 is required.



Grade C.O.M.	Grade C	Grade D	Grade E & C.O.L.	Grade F	Grade G	Grade H	Grade I	Grade J	Grade K	Grade L Leather	Grade M Leather	TB133 add to list price	Moisture Barrier add to list price
\$ 116	\$ 121	\$ 132	\$ 145	\$ 154	\$ 174	\$ 191	\$ 228	\$ 273	\$ 319	\$ 363	\$ 455	\$ 70	\$ 44
\$ 128	\$ 136	\$ 151	\$ 172	\$ 185	\$ 210	\$ 235	\$ 286	\$ 348	\$ 411	\$ 475	\$ 601	\$ 93	\$ 59
\$ 62	\$ 63	\$ 65	\$ 68	\$ 70	\$ 75	\$ 79	\$ 90	\$ 100	\$ 113	\$ 124	\$ 146	\$ 23	\$ 14
\$ 400	\$ 414	\$ 433	\$ 460	\$ 477	\$ 513	\$ 546	\$ 588	\$ 674	\$ 760	\$ 846	\$ 1015	\$ 139	\$ 86
\$ 400	\$ 414	\$ 433	\$ 460	\$ 477	\$ 513	\$ 546	\$ 588	\$ 674	\$ 760	\$ 846	\$ 1015	\$ 139	\$ 86

SPECIAL SERVICES


Special Carton Marking

With specially marked information N/C

Shipping

Shipped **assembled unless replacement parts which ship k.d. freight prepaid High Point, North Carolina 27263** factory. Freight class #175.

Specifications and prices are subject to change without prior notice.



BRBS

Indicate the following information on order form:

1. Quantity of each item.
2. Model number, including options. See "How To Build a Model Number".
3. Any special service required.

Note: • The ☐ indicates that a choice is required.
• The absence of the ☐ indicates that no choice is required.

- A** Select basic model.
- B** Select non-contrast or fabric contrast 1.
Refer to Upholstery Fabric cards in the KI
Fabrics & Finishes binder.
- C** Select fabric contrast 2.
Refer to Upholstery Fabric cards in the KI
Fabrics & Finishes binder.
- D** Select wood finish color.
Refer to color addendum at ki.com or in
KI Price List or KI Fabrics & Finishes
binder.
For Kensington Maple add upcharge.

- A** Select basic model.
- B** Select non-contrast or fabric contrast 1.
Refer to Upholstery Fabric cards in the KI Fabrics & Finishes binder.
- C** Select fabric contrast 2.
Refer to Upholstery Fabric cards in the KI Fabrics & Finishes binder.
- D** Select wood finish color.
Refer to color addendum at ki.com or in KI Price List or KI Fabrics & Finishes binder.
For Kensington Maple add upcharge.
- E** Select armcaps.

WAC	= Wood armcaps (standard)
UAC	= Upholstered (pair); add \$23
PAC	= Black poly (pair)-not TB133 approved; add \$41

- F** Select TB133.
- | | |
|------------|---------------------------|
| NFR | = No TB133 fire retardant |
| FR | = Fire retardant |
- See pricing column for TB133 upcharge.
- G** Select moisture barrier.
- | | |
|------------|-----------------------|
| NMB | = No moisture barrier |
| MB | = Moisture barrier |
- See pricing column for moisture barrier upcharge.

Kensington Maple requires extended lead-times.

Model	
BOCL	\$31
BOCL/FC	\$31

Kensington Maple requires extended lead-times.

Model	
BOCL	\$31
BOCL/FC	\$31



Approx. Packaged Weight	Grade C.O.M.	Grade C	Grade D	Grade E & C.O.L.	Grade F	Grade G	Grade H	Grade I	Grade J	Grade K	Grade L Leather	Grade M Leather	TB133 add to list price	Moisture Barrier add to list price
65#	\$ 1301	\$ 1324	\$ 1346	\$ 1372	\$ 1401	\$ 1444	\$ 1478	\$ 1533	\$ 1600	\$ 1732	\$ 1837	\$ 2041	\$ 197	\$ 138
65#	1348	1369	1392	1419	1447	1491	1525	1578	1645	1777	1883	2087	197	138

INFORMATION

C.O.M. Requirements

C.O.M. yardage requirements listed above are based on plain goods 54" wide. If less than 54" wide or fabrics requiring matching (stripes, plaids, prints, large patterns), additional yardage will be needed. Consult C.O.M. matrix on the Ordering C.O.M., and C.O.L. page for additional yardage needed. For C.O.M. fabric sent to KI-High Point on multiple rolls, add an additional yard of fabric per roll to the yardage requirements.

C.O.L. Requirements

Figure 18 sq. ft. of leather (C.O.L.) for each yard shown (i.e., 4.75 x 18 = 85.5 sq ft).

Contrasting Upholstery

When contrasting fabric is chosen, price at highest in-grade.

Moisture Barrier

Moisture barrier is applied underneath the fabric cover as a means of protecting the foam. Not available with TB133.

California TB133 Fire Safety Code

The above seating products can be manufactured using the appropriate flame-retardant materials and fabric selection for compliance to California Technical Bulletin 133. Add "FR" to end of model number and add upcharge. Please contact KI customer service for fabric compliance. Not available with moisture barrier. Gore or Nano-Tex treatments can be used when TB133 is required.

Construction

BARIATRIC UNITS ARE CYCLE TESTED TO EXCEED ANSI/BIFMA STANDARDS TO SAFELY ACCOMMODATE A PERSON WEIGHING UP TO 750 POUNDS.

Seat frame constructed of welded structural steel. Backs constructed from formed laminated plywood. Cushioning for seats and backs are multiple densities of polyurethane foam wrapped with 1" high resilient polyurethane foam. Exposed wood for Briar® is hardwood. Field recoverable seats and backs.

SPECIAL SERVICES

Special Carton Marking

With specially marked information N/C

Shipping

Shipped **assembled unless replacement parts which ship k.d. freight prepaid High Point, North Carolina 27263** factory. Freight class #175.

Specifications and prices are subject to change without prior notice.

Daybed™ Sofa

General Information



Daybed™ Sofa - Perth® Arm



Three Arm

Features

Moisture barrier sleep surface	•	•
Drawers for storage	•	•
One-piece design	•	•
One-step folddown mechanism	•	•
Optional casters to provide mobility	•	•
Standard and high back height	•	•
Sleep surface	80-1/4" x 36"	80-1/4" x 36"

Dimensions

Seat height	18"	18"
Seat depth	18"	18"
Seat width	80-1/4"	80-1/4"

Overall Outside Dimensions

Width	83-1/4"	87-1/2"
Depth	26-5/8"	27-5/8"
Height - standard	28-3/8"	28-3/8"
Height - high back	36-1/2"	36-1/2"
Arm height	26"	25"

SPECIFICATIONS

Seat/Back/Sleep Surface

Seat/back and sleep surface consist of solid high-density, high-resiliency, polyurethane foam layered in increasing firmness from ultra-soft to ultra-firm for soft initial touch and firm orthopedic support. Surfaces are contoured to nest into comfortable, level sleep surface in open (cantilevered) position. Upholstery covers are removable. Upholstery cover membrane is retractable. Fabric selected for cover is laminated on the underside to a launderable, dry-cleanable vinyl barrier as required. Retractable cover hides the crevices between the cushions when pulled over into a sleep position and is permanently pre-tensioned and zipper-removable for cleaning and replacement. The membrane protects the sleep surface from penetration by fluids.

Mounting Deck

Cushions are attached with two wingnuts to a 3/4" edged plywood deck. Deck can be lifted off the frame to access cushion-mounting fas-

teners on the underside via handles concealed between seat cushions.

Frame

Seat cushion mounting frame made of welded steel that is screw-attached to mounting deck. Frames can be unbolted from below mounting deck so upholstery covers can be removed for cleaning or replacement.

Armcaps

Wood armcaps are constructed of hardwood in two styles and stained in a variety of colors.

Base and Armature

Base constructed of heavy-wall 14-gauge welded steel tubing. Stainless steel telescoped tubes guarantee lasting rotation of internal swivel components.

Coatings/Wood Finishes

Metal finishes are electrostatically applied epoxy powder coating. Wood finishes are catalyzed lacquer over natural wood.

Glides/Wheels

Nylon glides. Optional heavy-duty dual wheels are nylon with lockable front wheels that prevent movement.

Drawers

Two 36" W x 19" D x 6" H steel-sided drawers contain an integral roller glide mechanism and have a 70# load capacity. Internal drawer bottoms faced with 3/4"-thick Melamine. Internal fronts and backs are 3/4" thick. External drawer fronts constructed of high-pressure laminate with smooth, radiused T-mold edges.

Bed Weight Limitations

350 lbs. with 120 lbs. counterweight.

Stability and Support

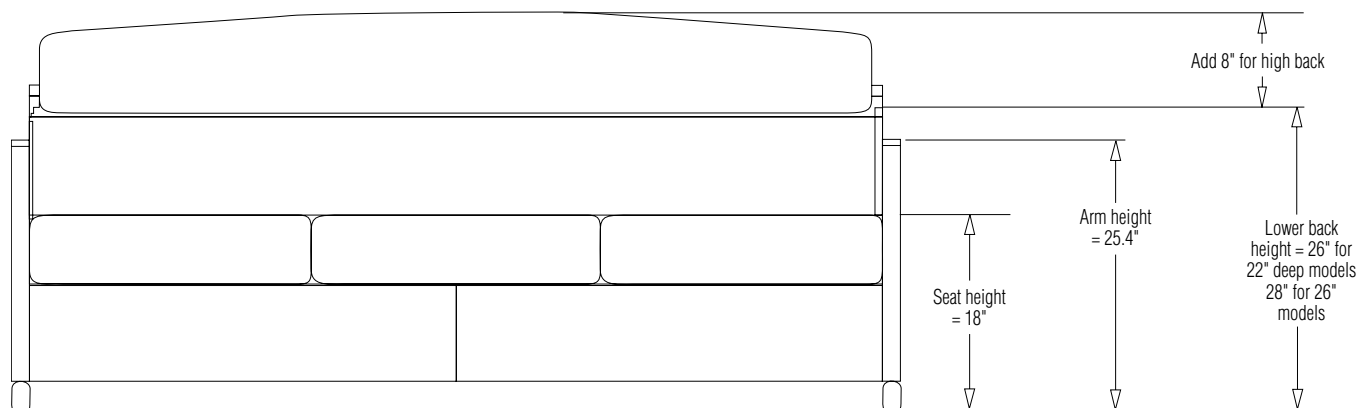
'Freestanding' model on wheels has solid steel counterbalance bar bolted between rear legs to ensure stability in cantilevered open "sleep" position. Built-in model has a steel frame which is end-supported between objects by others via steel support brackets. Mounting deck for built-in model will be provided by

others.
Clearance under steel frame is 9-3/4"

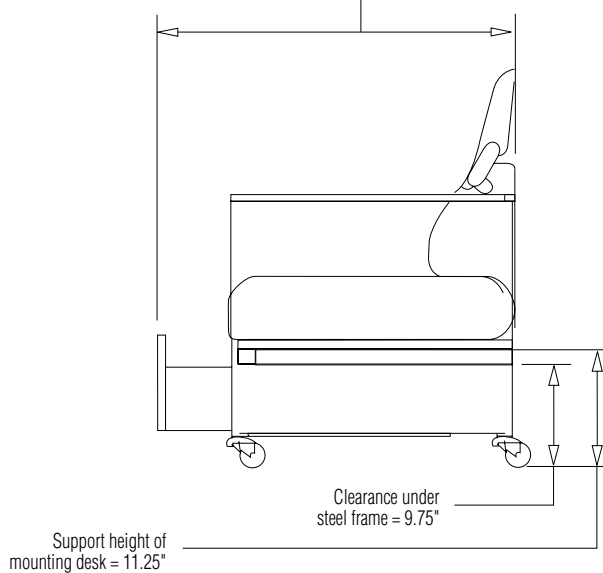


Daybed™ Sofa

General Information



Add 13" for full extension of drawer



INFORMATION

Warranty

Refer to KI Terms & Conditions document or visit ki.com

Daybed™ Sofa

Built-In



DBED

MODEL	Features	MODEL NUMBER				Approx. Packaged Weight	Delivered Pricing C.O.M.
		Basic Model	Paint Color	Upholstery Color	Moisture Barrier		
Built-In, Deck Only <ul style="list-style-type: none">• High back version shown with dashed lines• Requires a platform for attachment• Drawing required• Seat depth is 27" only	High back-18"H	PBED.0/27/HB	<input type="checkbox"/> <input type="checkbox"/>	<input type="checkbox"/> <input type="checkbox"/> <input type="checkbox"/> <input type="checkbox"/>	<input type="checkbox"/> <input type="checkbox"/>	197#	\$ 3902
		A	B	C	D		

HOW TO ORDER

Indicate the following information on order form:

1. Quantity of each item.
2. Model number, including options. See "How To Build a Model Number".
3. Any special service required.

Note: •The ☐ indicates that a choice is required.
•The absence of the ☐ indicates that no choice is required.

HOW TO BUILD A MODEL NUMBER

- A** Select basic model.
- B** Select paint color.
Refer to color addendum at ki.com or in KI Price List or KI Fabrics & Finishes binder.
- C** Select upholstery grade/color.
Refer to color addendum at ki.com or in KI Fabrics & Finishes binder.
- D** Select moisture barrier.
NOM = No moisture barrier
WMB = With moisture barrier; add \$292
Note: Some upholstery is inherently moisture proof

UPHOLSTERY INFORMATION

C.O.M. Upholstery
C.O.M. requirement for sofas without arms is 8 yards. For complete information on ordering C.O.M., see "Ordering C.O.M., C.O.V. and C.O.L." section.

OPTIONS

California TB133 Fire Safety Code
The above seating products can be manufactured using the appropriate flame-retardant materials for compliance to California Technical Bulletin 133. Add "FR" to end of model number.
Model=Upholstered
Added Lead Time=Quantity dependent
Added List Price=\$520



Grade C	Grade D	Grade E & C.O.L.	Grade F	Grade G	Grade H	Grade I	Grade J	Grade K	Grade L Leather	Grade M Leather
\$ 4187	\$ 4263	\$ 4352	\$ 4413	\$ 4533	\$ 4654	\$ 4804	\$ 5104	\$ 5405	\$ 5706	\$ 6307

INFORMATION

Note:

Cannot order Moisture Barrier and California TB133 Fire Safety Code together; Select one or the other.

SPECIAL SERVICES

Special Carton Marking

With specially marked information N/C

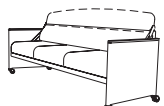
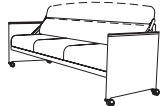
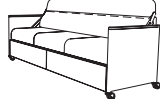
Shipping

Shipped **assembled freight prepaid f.o.b. High Point, North Carolina 27263** factory. Freight class #175.

Specifications and prices are subject to change without prior notice.

Daybed™ Sofa

Freestanding

	Features	MODEL NUMBER								
		Basic Model	Paint Color	Upholstery Color	Moisture Barrier	Edge Color	Laminate Color	Wood Edge Color	Base	
 <p>FBED</p> <p>Freestanding, Standard Back, Full-Panel Arms</p> <ul style="list-style-type: none"> High back version shown with dashed lines Seat depth is 27" only Wood armcaps 	Standard Back-10"H, Briar® Arm	FBED.F/27/SB/WB	<input type="checkbox"/>	<input type="checkbox"/> <input type="checkbox"/> <input type="checkbox"/> <input type="checkbox"/> <input type="checkbox"/> <input type="checkbox"/>	<input type="checkbox"/> <input type="checkbox"/>			<input type="checkbox"/> <input type="checkbox"/> <input type="checkbox"/>	<input type="checkbox"/>	
	Standard Back-10"H, Flex Arm	FBED.F/27/SB/WF	<input type="checkbox"/>	<input type="checkbox"/> <input type="checkbox"/> <input type="checkbox"/> <input type="checkbox"/> <input type="checkbox"/> <input type="checkbox"/>	<input type="checkbox"/> <input type="checkbox"/>			<input type="checkbox"/> <input type="checkbox"/> <input type="checkbox"/>	<input type="checkbox"/>	
	Standard Back-10"H, Perth® Arm	FBED.F/27/SB/WP	<input type="checkbox"/>	<input type="checkbox"/> <input type="checkbox"/> <input type="checkbox"/> <input type="checkbox"/> <input type="checkbox"/> <input type="checkbox"/>	<input type="checkbox"/> <input type="checkbox"/>			<input type="checkbox"/> <input type="checkbox"/> <input type="checkbox"/>	<input type="checkbox"/>	
	Standard Back-10"H, Soltice® Arm	FBED.F/27/SB/WSL	<input type="checkbox"/>	<input type="checkbox"/> <input type="checkbox"/> <input type="checkbox"/> <input type="checkbox"/> <input type="checkbox"/> <input type="checkbox"/>	<input type="checkbox"/> <input type="checkbox"/>			<input type="checkbox"/> <input type="checkbox"/> <input type="checkbox"/>	<input type="checkbox"/>	
	Standard Back-10"H, Three Arm	FBED.F/27/SB/WT	<input type="checkbox"/>	<input type="checkbox"/> <input type="checkbox"/> <input type="checkbox"/> <input type="checkbox"/> <input type="checkbox"/> <input type="checkbox"/>	<input type="checkbox"/> <input type="checkbox"/>			<input type="checkbox"/> <input type="checkbox"/> <input type="checkbox"/>	<input type="checkbox"/>	
 <p>FBED</p> <p>Freestanding, High Back, Full-Panel Arms</p> <ul style="list-style-type: none"> High back version shown with dashed lines Seat depth is 27" only Wood armcaps 	High Back-18"H, Briar® Arm	FBED.F/27/HB/WB	<input type="checkbox"/>	<input type="checkbox"/> <input type="checkbox"/> <input type="checkbox"/> <input type="checkbox"/> <input type="checkbox"/> <input type="checkbox"/>	<input type="checkbox"/> <input type="checkbox"/>			<input type="checkbox"/> <input type="checkbox"/> <input type="checkbox"/>	<input type="checkbox"/>	
	High Back-18"H, Flex Arm	FBED.F/27/HB/WF	<input type="checkbox"/>	<input type="checkbox"/> <input type="checkbox"/> <input type="checkbox"/> <input type="checkbox"/> <input type="checkbox"/> <input type="checkbox"/>	<input type="checkbox"/> <input type="checkbox"/>			<input type="checkbox"/> <input type="checkbox"/> <input type="checkbox"/>	<input type="checkbox"/>	
	High Back-18"H, Perth® Arm	FBED.F/27/HB/WP	<input type="checkbox"/>	<input type="checkbox"/> <input type="checkbox"/> <input type="checkbox"/> <input type="checkbox"/> <input type="checkbox"/> <input type="checkbox"/>	<input type="checkbox"/> <input type="checkbox"/>			<input type="checkbox"/> <input type="checkbox"/> <input type="checkbox"/>	<input type="checkbox"/>	
	High Back-18"H, Soltice® Arm	FBED.F/27/HB/WSL	<input type="checkbox"/>	<input type="checkbox"/> <input type="checkbox"/> <input type="checkbox"/> <input type="checkbox"/> <input type="checkbox"/> <input type="checkbox"/>	<input type="checkbox"/> <input type="checkbox"/>			<input type="checkbox"/> <input type="checkbox"/> <input type="checkbox"/>	<input type="checkbox"/>	
	High Back-18"H, Three Arm	FBED.F/27/HB/WT	<input type="checkbox"/>	<input type="checkbox"/> <input type="checkbox"/> <input type="checkbox"/> <input type="checkbox"/> <input type="checkbox"/> <input type="checkbox"/>	<input type="checkbox"/> <input type="checkbox"/>			<input type="checkbox"/> <input type="checkbox"/> <input type="checkbox"/>	<input type="checkbox"/>	
 <p>FBED</p> <p>Freestanding, Standard Back, Full-Panel Arms w/Front Panel</p> <ul style="list-style-type: none"> High back version shown with dashed lines Seat depth is 27" only Wood armcaps 	Standard Back-10"H, Briar® Arm	FBED.C/27/SB/WB	<input type="checkbox"/>	<input type="checkbox"/> <input type="checkbox"/> <input type="checkbox"/> <input type="checkbox"/> <input type="checkbox"/> <input type="checkbox"/>	<input type="checkbox"/> <input type="checkbox"/>	<input type="checkbox"/> <input type="checkbox"/>	<input type="checkbox"/> <input type="checkbox"/>	<input type="checkbox"/> <input type="checkbox"/> <input type="checkbox"/>	<input type="checkbox"/>	
	Standard Back-10"H, Flex Arm	FBED.C/27/SB/WF	<input type="checkbox"/>	<input type="checkbox"/> <input type="checkbox"/> <input type="checkbox"/> <input type="checkbox"/> <input type="checkbox"/> <input type="checkbox"/>	<input type="checkbox"/> <input type="checkbox"/>	<input type="checkbox"/> <input type="checkbox"/>	<input type="checkbox"/> <input type="checkbox"/>	<input type="checkbox"/> <input type="checkbox"/> <input type="checkbox"/>	<input type="checkbox"/>	
	Standard Back-10"H, Perth® Arm	FBED.C/27/SB/WP	<input type="checkbox"/>	<input type="checkbox"/> <input type="checkbox"/> <input type="checkbox"/> <input type="checkbox"/> <input type="checkbox"/> <input type="checkbox"/>	<input type="checkbox"/> <input type="checkbox"/>	<input type="checkbox"/> <input type="checkbox"/>	<input type="checkbox"/> <input type="checkbox"/>	<input type="checkbox"/> <input type="checkbox"/> <input type="checkbox"/>	<input type="checkbox"/>	
	Standard Back-10"H, Soltice® Arm	FBED.C/27/SB/WSL	<input type="checkbox"/>	<input type="checkbox"/> <input type="checkbox"/> <input type="checkbox"/> <input type="checkbox"/> <input type="checkbox"/> <input type="checkbox"/>	<input type="checkbox"/> <input type="checkbox"/>	<input type="checkbox"/> <input type="checkbox"/>	<input type="checkbox"/> <input type="checkbox"/>	<input type="checkbox"/> <input type="checkbox"/> <input type="checkbox"/>	<input type="checkbox"/>	
	Standard Back-10"H, Three Arm	FBED.C/27/SB/WT	<input type="checkbox"/>	<input type="checkbox"/> <input type="checkbox"/> <input type="checkbox"/> <input type="checkbox"/> <input type="checkbox"/> <input type="checkbox"/>	<input type="checkbox"/> <input type="checkbox"/>	<input type="checkbox"/> <input type="checkbox"/>	<input type="checkbox"/> <input type="checkbox"/>	<input type="checkbox"/> <input type="checkbox"/> <input type="checkbox"/>	<input type="checkbox"/>	
			A	B	C	D	E	F	G	H

HOW TO ORDER

Indicate the following information on order form:

- Quantity of each item.
- Model number, including options. See "How To Build a Model Number".
- Any special service required.

Note: •The ☐ indicates that a choice is required.
•The absence of the ☐ indicates that no choice is required.

HOW TO BUILD A MODEL NUMBER

A Select basic model.

B Select paint color.
Refer to color addendum at ki.com or in KI Price List or KI Fabrics & Finishes binder.

C Select upholstery grade/color.
Refer to color addendum at ki.com or in KI Fabrics & Finishes binder.

D Select moisture barrier.
NOM = No moisture barrier
WMB = With moisture barrier; add \$292
Note: Some upholstery is inherently moisture proof

E Select edge color.
Refer to color addendum at ki.com or in KI Price List or KI Fabrics & Finishes

binder. Edge color offerings are based on edge style selections.

F Select laminate color.
Refer to color addendum at ki.com or in KI Price List or KI Fabrics & Finishes binder.

G Select wood color
Refer to color addendum at ki.com or in KI Price List or KI Fabrics & Finishes binder.

H Select base option.
NC = No casters
C = Casters; add \$71

OPTIONS

California TB133 Fire Safety Code

The above seating products can be manufactured using the appropriate flame-retardant materials for compliance to California Technical Bulletin 133. Add "FR" to end of model number.
Model=Upholstered
Added Lead Time=Quantity dependent
Added List Price=\$520



Approx. Packaged Weight	Delivered Pricing C.O.M.	Grade C	Grade D	Grade E & C.O.L.	Grade F	Grade G	Grade H	Grade I	Grade J	Grade K	Grade L Leather	Grade M Leather
402#	\$ 5613	\$ 6006	\$ 6109	\$ 6233	\$ 6316	\$ 6482	\$ 6647	\$ 6853	\$ 7267	\$ 7681	\$ 8094	\$ 8921
402#	5506	5899	6003	6127	6210	6375	6541	6747	7161	7574	7987	8814
402#	5118	5510	5614	5738	5821	5986	6152	6358	6772	7185	7598	8426
402#	5118	5510	5614	5738	5821	5986	6152	6358	6772	7185	7598	8426
402#	5118	5510	5614	5738	5821	5986	6152	6358	6772	7185	7598	8426
427#	\$ 5851	\$ 6244	\$ 6348	\$ 6472	\$ 6555	\$ 6720	\$ 6886	\$ 7092	\$ 7506	\$ 7919	\$ 8332	\$ 9159
427#	5745	6138	6241	6365	6448	6614	6779	6985	7399	7812	8226	9053
427#	5544	5937	6040	6164	6247	6413	6578	6784	7198	7611	8025	8852
427#	5544	5937	6040	6164	6247	6413	6578	6784	7198	7611	8025	8852
427#	5544	5937	6040	6164	6247	6413	6578	6784	7198	7611	8025	8852
420#	\$ 5806	\$ 6199	\$ 6302	\$ 6426	\$ 6509	\$ 6675	\$ 6840	\$ 7046	\$ 7460	\$ 7873	\$ 8286	\$ 9114
420#	5699	6092	6196	6319	6403	6568	6734	6940	7354	7767	8180	9007
420#	5669	6062	6165	6289	6372	6538	6703	6909	7323	7736	8149	8977
420#	5669	6062	6165	6289	6372	6538	6703	6909	7323	7736	8149	8977
420#	5669	6062	6165	6289	6372	6538	6703	6909	7323	7736	8149	8977

UPHOLSTERY INFORMATION

C.O.M. Upholstery

C.O.M. requirement for sofas without arms is 8 yards, with wood square arms is 10 yards and the remaining arm styles (wood Perth®, wood curvilinear and wood Three) 11 yards. For complete information on ordering C.O.M., see "Ordering C.O.M., C.O.V. and C.O.L." section.

INFORMATION

Note:

Cannot order Moisture Barrier and California TB133 Fire Safety Code together; Select one or the other.

SPECIAL SERVICES

Special Carton Marking

With specially marked information N/C


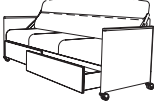

Shipping

Shipped **assembled freight prepaid f.o.b. High Point, North Carolina 27263** factory. Freight class #175.

Specifications and prices are subject to change without prior notice.

Daybed™ Sofa

Freestanding

	Features	MODEL NUMBER								
		Basic Model	Paint Color	Upholstery Color	Moisture Barrier	Edge Color	Laminate Color	Wood Edge Color	Base	
 <p>FBED</p> <p>Freestanding, High Back, Full-Panel Arms w/Front Panel</p> <ul style="list-style-type: none"> High back version shown with dashed lines Seat depth is 27" only Wood armcaps 	High Back-18"H, Briar® Arm	FBED.C/27/HB/WB	<input type="checkbox"/>	<input type="checkbox"/> <input type="checkbox"/> <input type="checkbox"/> <input type="checkbox"/> <input type="checkbox"/> <input type="checkbox"/>	<input type="checkbox"/> <input type="checkbox"/>	<input type="checkbox"/> <input type="checkbox"/>	<input type="checkbox"/> <input type="checkbox"/>	<input type="checkbox"/> <input type="checkbox"/>	<input type="checkbox"/> <input type="checkbox"/>	
	High Back-18"H, Flex Arm	FBED.C/27/HB/WF	<input type="checkbox"/>	<input type="checkbox"/> <input type="checkbox"/> <input type="checkbox"/> <input type="checkbox"/> <input type="checkbox"/> <input type="checkbox"/>	<input type="checkbox"/> <input type="checkbox"/>	<input type="checkbox"/> <input type="checkbox"/>	<input type="checkbox"/> <input type="checkbox"/>	<input type="checkbox"/> <input type="checkbox"/>	<input type="checkbox"/> <input type="checkbox"/>	
	High Back-18"H, Perth® Arm	FBED.C/27/HB/WP	<input type="checkbox"/>	<input type="checkbox"/> <input type="checkbox"/> <input type="checkbox"/> <input type="checkbox"/> <input type="checkbox"/> <input type="checkbox"/>	<input type="checkbox"/> <input type="checkbox"/>	<input type="checkbox"/> <input type="checkbox"/>	<input type="checkbox"/> <input type="checkbox"/>	<input type="checkbox"/> <input type="checkbox"/>	<input type="checkbox"/> <input type="checkbox"/>	
	High Back-18"H, Soltice® Arm	FBED.C/27/HB/WSL	<input type="checkbox"/>	<input type="checkbox"/> <input type="checkbox"/> <input type="checkbox"/> <input type="checkbox"/> <input type="checkbox"/> <input type="checkbox"/>	<input type="checkbox"/> <input type="checkbox"/>	<input type="checkbox"/> <input type="checkbox"/>	<input type="checkbox"/> <input type="checkbox"/>	<input type="checkbox"/> <input type="checkbox"/>	<input type="checkbox"/> <input type="checkbox"/>	
	High Back-18"H, Three Arm	FBED.C/27/HB/WT	<input type="checkbox"/>	<input type="checkbox"/> <input type="checkbox"/> <input type="checkbox"/> <input type="checkbox"/> <input type="checkbox"/> <input type="checkbox"/>	<input type="checkbox"/> <input type="checkbox"/>	<input type="checkbox"/> <input type="checkbox"/>	<input type="checkbox"/> <input type="checkbox"/>	<input type="checkbox"/> <input type="checkbox"/>	<input type="checkbox"/> <input type="checkbox"/>	
 <p>FBED</p> <p>Freestanding, Standard Back, Full-Panel Arms w/Drawers</p> <ul style="list-style-type: none"> High back version shown with dashed lines Seat depth is 27" only Wood armcaps 	Standard Back-10"H, Briar® Arm	FBED.D/27/SB/WB	<input type="checkbox"/>	<input type="checkbox"/> <input type="checkbox"/> <input type="checkbox"/> <input type="checkbox"/> <input type="checkbox"/> <input type="checkbox"/>	<input type="checkbox"/> <input type="checkbox"/>	<input type="checkbox"/> <input type="checkbox"/>	<input type="checkbox"/> <input type="checkbox"/>	<input type="checkbox"/> <input type="checkbox"/>	<input type="checkbox"/> <input type="checkbox"/>	
	Standard Back-10"H, Flex Arm	FBED.D/27/SB/WF	<input type="checkbox"/>	<input type="checkbox"/> <input type="checkbox"/> <input type="checkbox"/> <input type="checkbox"/> <input type="checkbox"/> <input type="checkbox"/>	<input type="checkbox"/> <input type="checkbox"/>	<input type="checkbox"/> <input type="checkbox"/>	<input type="checkbox"/> <input type="checkbox"/>	<input type="checkbox"/> <input type="checkbox"/>	<input type="checkbox"/> <input type="checkbox"/>	
	Standard Back-10"H, Perth® Arm	FBED.D/27/SB/WP	<input type="checkbox"/>	<input type="checkbox"/> <input type="checkbox"/> <input type="checkbox"/> <input type="checkbox"/> <input type="checkbox"/> <input type="checkbox"/>	<input type="checkbox"/> <input type="checkbox"/>	<input type="checkbox"/> <input type="checkbox"/>	<input type="checkbox"/> <input type="checkbox"/>	<input type="checkbox"/> <input type="checkbox"/>	<input type="checkbox"/> <input type="checkbox"/>	
	Standard Back-10"H, Soltice® Arm	FBED.D/27/SB/WSL	<input type="checkbox"/>	<input type="checkbox"/> <input type="checkbox"/> <input type="checkbox"/> <input type="checkbox"/> <input type="checkbox"/> <input type="checkbox"/>	<input type="checkbox"/> <input type="checkbox"/>	<input type="checkbox"/> <input type="checkbox"/>	<input type="checkbox"/> <input type="checkbox"/>	<input type="checkbox"/> <input type="checkbox"/>	<input type="checkbox"/> <input type="checkbox"/>	
	Standard Back-10"H, Three Arm	FBED.D/27/SB/WT	<input type="checkbox"/>	<input type="checkbox"/> <input type="checkbox"/> <input type="checkbox"/> <input type="checkbox"/> <input type="checkbox"/> <input type="checkbox"/>	<input type="checkbox"/> <input type="checkbox"/>	<input type="checkbox"/> <input type="checkbox"/>	<input type="checkbox"/> <input type="checkbox"/>	<input type="checkbox"/> <input type="checkbox"/>	<input type="checkbox"/> <input type="checkbox"/>	
 <p>FBED</p> <p>Freestanding, High Back, Full-Panel Arms w/Drawers</p> <ul style="list-style-type: none"> High back version shown with dashed lines Seat depth is 27" only Wood armcaps 	High Back-18"H, Briar® Arm	FBED.D/27/HB/WB	<input type="checkbox"/>	<input type="checkbox"/> <input type="checkbox"/> <input type="checkbox"/> <input type="checkbox"/> <input type="checkbox"/> <input type="checkbox"/>	<input type="checkbox"/> <input type="checkbox"/>	<input type="checkbox"/> <input type="checkbox"/>	<input type="checkbox"/> <input type="checkbox"/>	<input type="checkbox"/> <input type="checkbox"/>	<input type="checkbox"/> <input type="checkbox"/>	
	High Back-18"H, Flex Arm	FBED.D/27/HB/WF	<input type="checkbox"/>	<input type="checkbox"/> <input type="checkbox"/> <input type="checkbox"/> <input type="checkbox"/> <input type="checkbox"/> <input type="checkbox"/>	<input type="checkbox"/> <input type="checkbox"/>	<input type="checkbox"/> <input type="checkbox"/>	<input type="checkbox"/> <input type="checkbox"/>	<input type="checkbox"/> <input type="checkbox"/>	<input type="checkbox"/> <input type="checkbox"/>	
	High Back-18"H, Perth® Arm	FBED.D/27/HB/WP	<input type="checkbox"/>	<input type="checkbox"/> <input type="checkbox"/> <input type="checkbox"/> <input type="checkbox"/> <input type="checkbox"/> <input type="checkbox"/>	<input type="checkbox"/> <input type="checkbox"/>	<input type="checkbox"/> <input type="checkbox"/>	<input type="checkbox"/> <input type="checkbox"/>	<input type="checkbox"/> <input type="checkbox"/>	<input type="checkbox"/> <input type="checkbox"/>	
	High Back-18"H, Soltice® Arm	FBED.D/27/HB/WSL	<input type="checkbox"/>	<input type="checkbox"/> <input type="checkbox"/> <input type="checkbox"/> <input type="checkbox"/> <input type="checkbox"/> <input type="checkbox"/>	<input type="checkbox"/> <input type="checkbox"/>	<input type="checkbox"/> <input type="checkbox"/>	<input type="checkbox"/> <input type="checkbox"/>	<input type="checkbox"/> <input type="checkbox"/>	<input type="checkbox"/> <input type="checkbox"/>	
	High Back-18"H, Three Arm	FBED.D/27/HB/WT	<input type="checkbox"/>	<input type="checkbox"/> <input type="checkbox"/> <input type="checkbox"/> <input type="checkbox"/> <input type="checkbox"/> <input type="checkbox"/>	<input type="checkbox"/> <input type="checkbox"/>	<input type="checkbox"/> <input type="checkbox"/>	<input type="checkbox"/> <input type="checkbox"/>	<input type="checkbox"/> <input type="checkbox"/>	<input type="checkbox"/> <input type="checkbox"/>	
			A	B	C	D	E	F	G	H

HOW TO ORDER

Indicate the following information on order form:

- Quantity of each item.
- Model number, including options. See "How To Build a Model Number".
- Any special service required.

Note: •The ☐ indicates that a choice is required.
•The absence of the ☐ indicates that no choice is required.

HOW TO BUILD A MODEL NUMBER

A Select basic model.

B Select paint color.
Refer to color addendum at ki.com or in KI Price List or KI Fabrics & Finishes binder.

C Select upholstery grade/color.
Refer to color addendum at ki.com or in KI Fabrics & Finishes binder.

D Select moisture barrier.
NOM = No moisture barrier
WMB = With moisture barrier; add \$292
Note: Some upholstery is inherently moisture proof

E Select edge color.
Refer to color addendum at ki.com or in KI Price List or KI Fabrics & Finishes

binder. Edge color offerings are based on edge style selections.

F Select laminate color.
Refer to color addendum at ki.com or in KI Price List or KI Fabrics & Finishes binder.

G Select wood color
Refer to color addendum at ki.com or in KI Price List or KI Fabrics & Finishes binder.

H Select base option.
NC = No casters
C = Casters; add \$71

OPTIONS

California TB133 Fire Safety Code

The above seating products can be manufactured using the appropriate flame-retardant materials for compliance to California Technical Bulletin 133. Add "FR" to end of model number.
Model=Upholstered
Added Lead Time=Quantity dependent
Added List Price=\$520



Approx. Packaged Weight	Delivered Pricing C.O.M.	Grade C	Grade D	Grade E & C.O.L.	Grade F	Grade G	Grade H	Grade I	Grade J	Grade K	Grade L Leather	Grade M Leather
445#	\$ 6303	\$ 6696	\$ 6799	\$ 6923	\$ 7007	\$ 7172	\$ 7337	\$ 7543	\$ 7958	\$ 8371	\$ 8784	\$ 9611
445#	6197	6589	6693	6817	6900	7065	7231	7437	7851	8264	8677	9504
445#	6093	6486	6589	6713	6796	6962	7127	7333	7747	8161	8574	9401
445#	6093	6486	6589	6713	6796	6962	7127	7333	7747	8161	8574	9401
445#	6093	6486	6589	6713	6796	6962	7127	7333	7747	8161	8574	9401
457#	\$ 6389	\$ 6782	\$ 6886	\$ 7010	\$ 7093	\$ 7258	\$ 7424	\$ 7630	\$ 8044	\$ 8457	\$ 8870	\$ 9697
457#	6283	6676	6779	6903	6986	7152	7317	7523	7937	8350	8764	9591
457#	6179	6572	6676	6799	6883	7048	7214	7420	7834	8247	8660	9487
457#	6179	6572	6676	6799	6883	7048	7214	7420	7834	8247	8660	9487
457#	6179	6572	6676	6799	6883	7048	7214	7420	7834	8247	8660	9487
475#	\$ 6816	\$ 7209	\$ 7312	\$ 7436	\$ 7519	\$ 7685	\$ 7850	\$ 8056	\$ 8470	\$ 8883	\$ 9296	\$10124
475#	6709	7102	7205	7329	7413	7578	7743	7949	8364	8777	9190	10017
475#	6605	6997	7101	7225	7308	7473	7639	7845	8259	8672	9085	9912
475#	6605	6997	7101	7225	7308	7473	7639	7845	8259	8672	9085	9912
475#	6605	6997	7101	7225	7308	7473	7639	7845	8259	8672	9085	9912

UPHOLSTERY INFORMATION

C.O.M. Upholstery

C.O.M. requirement for sofas without arms is 8 yards, with wood square arms is 10 yards and the remaining arm styles (wood Perth®, wood curvilinear and wood Three) 11 yards. For complete information on ordering C.O.M., see "Ordering C.O.M., C.O.V. and C.O.L." section.

INFORMATION

Note:

Cannot order Moisture Barrier and California TB133 Fire Safety Code together; Select one or the other.

SPECIAL SERVICES

Special Carton Marking

With specially marked information N/C

Shipping

Shipped **assembled freight prepaid f.o.b. High Point, North Carolina 27263** factory. Freight class #175.

Specifications and prices are subject to change without prior notice.

Flex™

General Information



Flex Lounge Sleeper



Flex Loveseat Sleeper



Flex Recliner



Flex Patient Chair (Open Arm)



Flex Patient Chair (Closed Arm)

Dimensions					
Overall width	33"	61"	26.25"	23.5"	23.5"
Overall depth	37.5"	37.5"	33.5"	30.5"	30.5"
Overall height	33.5"	33.5"	45"	41.5"	41.5"
Seat width	27.5"	56"	21.5"	20"	20"
Seat depth	20"	20"	20"	19"	19"
Seat height	17"	17"	19.5"	18"	18"
Arm height	28"	28"	24.5"	24"	24"
Overall depth in sleep position	82"	82"			
Sleep surface depth	77"	77" LFS/RFS/DS			
Sleep surface width	27.5"	27.5" LFS/RFS 56" DS			
Full recline depth			62"		

SPECIFICATIONS

Complimentary Furniture

The following lounge collections offer complimentary furniture that creates continuity and a cohesive look throughout a facility. These complimentary pieces can be found in other sections of the KI price list.

FLEX HEALTHCARE SEATING - Flex Multiple Seating, Flex Occasional Tables, LaResta® Day Bed (FSD/FL)

UPHOLSTERY INFORMATION

C.O.M. Fabric

For C.O.M. fabric sent to KI-High Point on multiple rolls, add an additional yard of fabric per roll to the yardage requirements. Multiple rolls have shorter pieces of fabric on them and do not allow nesting and stacking of the fabric to achieve the best yield as is done with one large roll. This results in yardage shortages and requests for additional fabric from the

client, which can hold up the order. For each roll that is sent, one yard needs to be added and needs to be added to one of the rolls, not separately.

SPECIAL FINISH MATCHES

KI can match special finish requests at an upcharge of \$57 List per item, up to 12 or a maximum charge of \$618 List per order per color. Special finish requests must be sent to your KI customer service representative.

Upon receipt from KI, the finishing department will prepare a "strike-off" which will be sent to the customer for approval.

The approval form accompanying the strike-off should be faxed to your KI customer service representative. Upon receipt of the signed approval form, KI will proceed with the order. Disapproved samples may be sent back to KI directly with an explanation of disapproval. A Special Finish Number (SFN) will be assigned to this finish sample for future reference or reorders.


**Flex Motion Patient
Chair (Open Arm)**

**Flex Patient Chair
Ottoman**

**Flex Bariatric Chair
(Open Arm)**



Flex Glider (Closed Arm)
Dimensions

Overall width	24.5"	18.5"	33.5"	24.5"
Overall depth	29.75"	20"	29"	30.5"
Overall height	42.75"	17.5"front 12.5"rear	34.5"	38.5"
Seat width	21"		30"	20.25"
Seat depth	19.75"		20.75"	19"
Seat height	18"		19"	18"
Arm height	24"		25.5"	25"
Maximum glide range				7"
Minimum distance from wall				8"

INFORMATION
Warranty

 Refer to KI Terms & Conditions document or
 visit ki.com

Flex™
Sleeper

			MODEL NUMBER									
	Features	COM	Basic Model	Non-Contrast or Fabric Contrast 1	Fabric Contrast 2	Pull Color	Wood Finish	Casters	Arm Cap	TB133	Moisture Barrier	
 FLLS Lounge Sleeper <ul style="list-style-type: none">• 1 = Seat and back/sleep surface (Fabric Contrast 1) C.O.M. = 3.75 yd• 2 = Arms and frame (Fabric Contrast 2) C.O.M. = 4.75 yd	Non-contrast	8.5 yd	FLS2	<input type="checkbox"/> <input type="checkbox"/> <input type="checkbox"/> <input type="checkbox"/>		<input type="checkbox"/> <input type="checkbox"/> <input type="checkbox"/> <input type="checkbox"/>	<input type="checkbox"/> <input type="checkbox"/>	<input type="checkbox"/> <input type="checkbox"/> <input type="checkbox"/> <input type="checkbox"/>	<input type="checkbox"/> <input type="checkbox"/>	<input type="checkbox"/> <input type="checkbox"/>	<input type="checkbox"/> <input type="checkbox"/>	
	Contrast		FLS2/FC	<input type="checkbox"/> <input type="checkbox"/> <input type="checkbox"/> <input type="checkbox"/>	<input type="checkbox"/> <input type="checkbox"/> <input type="checkbox"/> <input type="checkbox"/>	<input type="checkbox"/> <input type="checkbox"/> <input type="checkbox"/> <input type="checkbox"/>	<input type="checkbox"/> <input type="checkbox"/>	<input type="checkbox"/> <input type="checkbox"/> <input type="checkbox"/> <input type="checkbox"/>	<input type="checkbox"/> <input type="checkbox"/>	<input type="checkbox"/> <input type="checkbox"/>	<input type="checkbox"/> <input type="checkbox"/>	
 FLRP Lounge Sleeper Replacement Arm Panels, Seat & Back Cushions <ul style="list-style-type: none">• 1 = Seat and back/sleep surface (Fabric Contrast 1) C.O.M. = 3.75 yd• 2 = Arm panels (Fabric Contrast 2) C.O.M. = 3.5 yd (1.75 yd each arm)	Non-contrast	7.25 yd	FLS2C	<input type="checkbox"/> <input type="checkbox"/> <input type="checkbox"/> <input type="checkbox"/>						<input type="checkbox"/> <input type="checkbox"/>	<input type="checkbox"/> <input type="checkbox"/>	
	Contrast		FLS2C/FC	<input type="checkbox"/> <input type="checkbox"/> <input type="checkbox"/> <input type="checkbox"/>	<input type="checkbox"/> <input type="checkbox"/> <input type="checkbox"/> <input type="checkbox"/>					<input type="checkbox"/> <input type="checkbox"/>	<input type="checkbox"/> <input type="checkbox"/>	
				A	B	C	D	E	F	G	H	I

HOW TO ORDER

Indicate the following information on order form:

- 1. Quantity of each item.
- 2. Model number, including options. See "How To Build a Model Number".
- 3. Any special service required.

Note: •The ☐ indicates that a choice is required.
•The absence of the ☐ indicates that no choice is required.

HOW TO BUILD A MODEL NUMBER

- A** Select basic model.
- B** Select non-contrast or fabric contrast 1. Refer to Upholstery Fabric cards in the KI Fabrics & Finishes binder.
- C** Select fabric contrast 2. Refer to Upholstery Fabric cards in the KI Fabrics & Finishes binder.
- D** Select pull handle color. Refer to color addendum at ki.com or in KI Price List or KI Fabrics & Finishes binder.
- E** Select wood finish color. Refer to color addendum at ki.com or in KI Price List or KI Fabrics & Finishes binder. For Kensington Maple add upcharge.
- F** Select casters.
NC = No casters
RCST = Rear locking (standard); add \$58
FRCST = Front fixed; rear lock/swivel; add \$116
- G** Select armcaps.
WAC = Wood (standard)
UAC = Upholstered (pair); add \$116
Armcap upholstery matches seat & back fabric (C.O.M. = 1 yd per pair).
- H** Select TB133.
NFR = No TB133 fire retardant
FR = Fire retardant
See pricing column for TB133 upcharge.
- I** Select moisture barrier.
NMB = No moisture barrier
MB = Moisture barrier
See pricing column for moisture barrier upcharge.



Approx. Packaged Weight	Grade C.O.M.	Grade C	Grade D	Grade E & C.O.L.	Grade F	Grade G	Grade H	Grade I	Grade J	Grade K	Grade L Leather	Grade M Leather	TB133 add to list price	Moisture Barrier add to list price
155#	\$ 2440	\$ 2491	\$ 2581	\$ 2686	\$ 2872	\$ 2898	\$ 3039	\$ 3216	\$ 3568	\$ 3922	\$ 4273	\$ 4981	\$ 329	\$ 116
155#	2486	2538	2627	2731	2919	2944	3086	3262	3614	3968	4319	5026	329	116
25#	\$ 1006	\$ 1053	\$ 1130	\$ 1223	\$ 1286	\$ 1409	\$ 1533	\$ 1689	\$ 1999	\$ 2309	\$ 2619	\$ 3239	\$ 121	\$ 181
25#	1052	1099	1176	1269	1332	1456	1578	1736	2045	2356	2664	3285	121	181

KENSINGTON MAPLE UPCHARGE

Kensington Maple requires extended lead-times.

Model	
FLS2	\$78
FLS2/FC	\$78
FLSS/LFS	\$78
FLSS/RFS	\$78
FLSS/DS	\$78
FLSS/LFS/FC	\$78
FLSS/RFS/FC	\$78
FLSS/DS/FC	\$78

INFORMATION

C.O.M. Requirements

C.O.M. yardage requirements listed above are based on plain goods 54" wide. If less than 54" wide or fabrics requiring matching (stripes, plaids, prints, large patterns), additional yardage will be needed. Consult C.O.M. matrix on the Ordering C.O.M., and C.O.L. page for additional yardage needed. For C.O.M. fabric sent to KI-High Point on multiple rolls, add an additional yard of fabric per roll to the yardage requirements.

C.O.L. Requirements

Figure 18 sq. ft. of leather (C.O.L.) for each yard shown (i.e., 4.75 x 18 = 85.5 sq ft).

Contrasting Upholstery

When contrasting fabric is chosen, price at highest in-grade.

Moisture Barrier

Moisture barrier is applied underneath the fabric cover as a means of protecting the foam. Not available with TB133.

California TB133 Fire Safety Code

The above seating products can be manufactured using the appropriate flame-retardant materials and fabric selection for compliance to California Technical Bulletin 133. Add "FR" to end of model number and add upcharge. Please contact KI customer service for fabric compliance. Not available with moisture barrier. Gore or Nano-Tex treatments can be used when TB133 is required.

Construction

Seat and back frame constructed of welded structural steel. Back frame constructed of kiln-dried hardwood and laminated plywood. Arms constructed of kiln-dried hardwood. Cushions are multiple densities of polyurethane foam. Storage compartments constructed of laminated plywood, black paint standard.

SPECIAL SERVICES

Special Carton Marking

With specially marked information N/C

Shipping

Shipped **assembled freight prepaid f.o.b. High Point, North Carolina 27263** factory. Freight class #175.

Specifications and prices are subject to change without prior notice.

HOW TO ORDER

1. Quantity of each item.
2. Model number, including options. See "How To Build a Model Number".
3. Any special service required.

Note: • The ☐ indicates that a choice is required.
• The absence of the ☐ indicates that no choice is required.

HOW TO BUILD A MODEL NUMBER

- A** Select basic model.
- B** Select non-contrast or fabric contrast 1.
Refer to Upholstery Fabric cards in the KI Fabrics & Finishes binder.
- C** Select fabric contrast 2.
Refer to Upholstery Fabric cards in the KI Fabrics & Finishes binder.
- D** Select pull handle color.
Refer to color addendum at ki.com or in KI Price List or KI Fabrics & Finishes binder.
- E** Select wood finish color.
Refer to color addendum at ki.com or in KI Price List or KI Fabrics & Finishes binder.
For Kensington Maple add upcharge.

- | | |
|--|---------------------------------|
| F | Select armcaps. |
| WAC | = Wood (standard) |
| UAC | = Upholstered (pair); add \$116 |
| Armcap upholstery matches seat & back fabric (C.O.M. yardage = 1 yd per pair). | |
| G | Select TB133. |
| NFR | = No TB133 fire retardant |
| FR | = Fire retardant |
| See pricing column for TB133 upcharge. | |
| H | Select moisture barrier. |
| NMB | = No moisture barrier |
| MB | = Moisture barrier |
| See pricing column for moisture barrier upcharge. | |

KENSINGTON MAPLE UPCHARGE

Model	
FLS2	\$78
FLS2/FC	\$78
FLSS/LFS	\$78
FLSS/RFS	\$78
FLSS/DS	\$78
FLSS/LFS/FC	\$78
FLSS/RFS/FC	\$78
FLSS/DS/FC	\$78



Approx. Packaged Weight	Grade C.O.M.	Grade C	Grade D	Grade E & C.O.L.	Grade F	Grade G	Grade H	Grade I	Grade J	Grade K	Grade L Leather	Grade M Leather	TB133 add to list price	Moisture Barrier add to list price
220#	\$ 4041	\$ 4124	\$ 4262	\$ 4430	\$ 4541	\$ 4765	\$ 4986	\$ 5264	\$ 5820	\$ 6377	\$ 6931	\$ 8052	\$ 432	\$ 260
220#	4110	4193	4331	4499	4610	4834	5055	5333	5889	6446	7000	8121	432	260

220#	\$ 4041	\$ 4124	\$ 4262	\$ 4430	\$ 4541	\$ 4765	\$ 4986	\$ 5264	\$ 5820	\$ 6377	\$ 6931	\$ 8052	\$ 432	\$ 260
220#	4110	4193	4331	4499	4610	4834	5055	5333	5889	6446	7000	8121	432	260

INFORMATION

C.O.M. Requirements

C.O.M. yardage requirements listed above are based on plain goods 54" wide. If less than 54" wide or fabrics requiring matching (stripes, plaids, prints, large patterns), additional yardage will be needed. Consult C.O.M. matrix on the Ordering C.O.M., and C.O.L. page for additional yardage needed. For C.O.M. fabric sent to KI-High Point on multiple rolls, add an additional yard of fabric per roll to the yardage requirements.

C.O.L. Requirements

Figure 18 sq. ft. of leather (C.O.L.) for each yard shown (i.e., 4.75 x 18 = 85.5 sq ft).

Contrasting Upholstery

When contrasting fabric is chosen, price at highest in-grade.

Moisture Barrier

Moisture barrier is applied underneath the fabric cover as a means of protecting the foam. Not available with TB133.

California TB133 Fire Safety Code

The above seating products can be manufactured using the appropriate flame-retardant materials and fabric selection for compliance to California Technical Bulletin 133. Add "FR" to end of model number and add upcharge. Please contact KI customer service for fabric compliance. Not available with moisture barrier. Gore or Nano-Tex treatments can be used when TB133 is required.

Construction

Seat and back frame constructed of welded structural steel. Back frame constructed of kiln-dried hardwood and laminated plywood. Arms constructed of kiln-dried hardwood. Cushions are multiple densities of polyurethane foam. Storage compartments constructed of laminated plywood, black paint standard.

Options

Casters are NOT available on FLSS loveseat sleeper.

SPECIAL SERVICES

Special Carton Marking


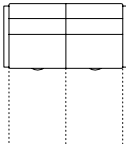
With specially marked information N/C

Shipping

Shipped **assembled freight prepaid f.o.b. High Point, North Carolina 27263** factory. Freight class #175.

Specifications and prices are subject to change without prior notice.

Flex™
Sleeper

			MODEL NUMBER								
			Basic Model	Non-Contrast or Fabric Contrast 1	Fabric Contrast 2	Pull Color	Wood Finish	Arm Cap	TB133	Moisture Barrier	
Features	COM										
  FLLS Loveseat Sleeper - DS (Open, Both Sides Facing) <ul style="list-style-type: none">1 = Seat and back/sleep surface (Fabric Contrast 1) C.O.M = 7.5 yd2 = Arms and frame (Fabric Contrast 2) C.O.M = 6 yd	Non-contrast	13.5 yd	FLSS/DS	<input type="checkbox"/> <input type="checkbox"/> <input type="checkbox"/> <input type="checkbox"/>		<input type="checkbox"/> <input type="checkbox"/> <input type="checkbox"/> <input type="checkbox"/>	<input type="checkbox"/> <input type="checkbox"/>	<input type="checkbox"/> <input type="checkbox"/> <input type="checkbox"/> <input type="checkbox"/>	<input type="checkbox"/> <input type="checkbox"/> <input type="checkbox"/> <input type="checkbox"/>		
	Contrast		FLSS/DS/FC	<input type="checkbox"/> <input type="checkbox"/> <input type="checkbox"/> <input type="checkbox"/>	<input type="checkbox"/> <input type="checkbox"/> <input type="checkbox"/> <input type="checkbox"/>	<input type="checkbox"/> <input type="checkbox"/>	<input type="checkbox"/> <input type="checkbox"/>	<input type="checkbox"/> <input type="checkbox"/> <input type="checkbox"/> <input type="checkbox"/>	<input type="checkbox"/> <input type="checkbox"/> <input type="checkbox"/> <input type="checkbox"/>		
			A	B	C	D	E	F	G	H	

HOW TO ORDER

Indicate the following information on order form:

1. Quantity of each item.
2. Model number, including options. See "How To Build a Model Number".
3. Any special service required.

Note: •The ☐ indicates that a choice is required.
•The absence of the ☐ indicates that no choice is required.

HOW TO BUILD A MODEL NUMBER

- A** Select basic model.
- B** Select non-contrast or fabric contrast 1. Refer to Upholstery Fabric cards in the KI Fabrics & Finishes binder.
- C** Select fabric contrast 2. Refer to Upholstery Fabric cards in the KI Fabrics & Finishes binder.
- D** Select pull handle color. Refer to color addendum at ki.com or in KI Price List or KI Fabrics & Finishes binder.
- E** Select wood finish color. Refer to color addendum at ki.com or in KI Price List or KI Fabrics & Finishes binder. For Kensington Maple add upcharge.

- F** Select armcaps.
WAC = Wood (standard)
UAC = Upholstered (pair); add \$116
Armcap upholstery matches seat & back fabric (C.O.M. yardage = 1 yd per pair).
- G** Select TB133.
NFR = No TB133 fire retardant
FR = Fire retardant
See pricing column for TB133 upcharge.
- H** Select moisture barrier.
NMB = No moisture barrier
MB = Moisture barrier
See pricing column for moisture barrier upcharge.

KENSINGTON MAPLE UPCHARGE

Kensington Maple requires extended lead-times.

Model	
FLS2	\$78
FLS2/FC	\$78
FLSS/LFS	\$78
FLSS/RFS	\$78
FLSS/DS	\$78
FLSS/LFS/FC	\$78
FLSS/RFS/FC	\$78
FLSS/DS/FC	\$78



Approx. Packaged Weight	Grade C.O.M.	Grade C	Grade D	Grade E & C.O.L.	Grade F	Grade G	Grade H	Grade I	Grade J	Grade K	Grade L Leather	Grade M Leather	TB133 add to list price	Moisture Barrier add to list price
255#	\$ 5154	\$ 5237	\$ 5375	\$ 5543	\$ 5654	\$ 5878	\$ 6099	\$ 6377	\$ 6933	\$ 7490	\$ 8044	\$ 9165	\$ 432	\$ 260
255#	5223	5306	5444	5612	5723	5947	6168	6446	7002	7559	8113	9234	432	260

INFORMATION

C.O.M. Requirements

C.O.M. yardage requirements listed above are based on plain goods 54" wide. If less than 54" wide or fabrics requiring matching (stripes, plaids, prints, large patterns), additional yardage will be needed. Consult C.O.M. matrix on the Ordering C.O.M., and C.O.L. page for additional yardage needed. For C.O.M. fabric sent to KI-High Point on multiple rolls, add an additional yard of fabric per roll to the yardage requirements.

C.O.L. Requirements

Figure 18 sq. ft. of leather (C.O.L.) for each yard shown (i.e., 4.75 x 18 = 85.5 sq ft).

Contrasting Upholstery

When contrasting fabric is chosen, price at highest in-grade.

Moisture Barrier

Moisture barrier is applied underneath the fabric cover as a means of protecting the foam. Not available with TB133.

California TB133 Fire Safety Code

The above seating products can be manufactured using the appropriate flame-retardant materials and fabric selection for compliance to California Technical Bulletin 133. Add "FR" to end of model number and add upcharge. Please contact KI customer service for fabric compliance. Not available with moisture barrier. Gore or Nano-Tex treatments can be used when TB133 is required.

Construction

Seat and back frame constructed of welded structural steel. Back frame constructed of kiln-dried hardwood and laminated plywood. Arms constructed of kiln-dried hardwood. Cushions are multiple densities of polyurethane foam. Storage compartments constructed of laminated plywood, black paint standard.

Options

Casters are NOT available on FLSS loveseat sleeper.

SPECIAL SERVICES

Special Carton Marking

With specially marked information N/C

Shipping

Shipped **assembled freight prepaid f.o.b. High Point, North Carolina 27263** factory. Freight class #175.

Specifications and prices are subject to change without prior notice.

Flex™

Sleeper Replacement Parts

MODEL				MODEL NUMBER				Approx. Packaged Weight
				Basic Model	Non-Contrast or Fabric Contrast 1	TB133	Moisture Barrier	
FLRP	Loveseat Sleeper Replacement Seat & Back Cushions - LFS <ul style="list-style-type: none">• Open, left side facing• 1 = Seat and back/sleep surface (Fabric Contrast 1) C.O.M. = 3.75 yd• 2 = Arms panels (Fabric Contrast 2) C.O.M. = 3.5 yd (1.75 yd each arm)	Non-contrast	6.25 yd	FLSSC/LFS	□□□□	□□□	□□□	25#
		Contrast		FLSSC/LFS/FC	□□□□	□□□	□□□	25#
FLRP	Loveseat Sleeper Replacement Seat & Back Cushions - RFS <ul style="list-style-type: none">• Open, right side facing• 1 = Seat and back/sleep surface (Fabric Contrast 1) C.O.M. = 3.75 yd• 2 = Arms panels (Fabric Contrast 2) C.O.M. = 3.5 yd (1.75 yd each arm)	Non-contrast	6.25 yd	FLSSC/RFS	□□□□	□□□	□□□	25#
		Contrast		FLSSC/RFS/FC	□□□□	□□□	□□□	25#
FLRP	Loveseat Sleeper Replacement Seat & Back Cushions - DS <ul style="list-style-type: none">• Open, both sides facing• 1 = Seat and back/sleep surface (Fabric Contrast 1) C.O.M. = 6.5 yd• 2 = Arms panels (Fabric Contrast 2) C.O.M. = 3.5 yd (1.75 yd each arm)	Non-contrast	9.25 yd	FLSSC/DS	□□□□	□□□	□□□	50#
		Contrast		FLSSC/DS/FC	□□□□	□□□	□□□	50#

A B C D

HOW TO ORDER

Indicate the following information on order form:

- 1. Quantity of each item.
- 2. Model number, including options. See "How To Build a Model Number".
- 3. Any special service required.

Note: •The □ indicates that a choice is required.
•The absence of the □ indicates that no choice is required.

HOW TO BUILD A MODEL NUMBER

- A** Select basic model.
- B** Select non-contrast or fabric contrast 1. Refer to Upholstery Fabric cards in the KI Fabrics & Finishes binder.
- C** Select TB133.
NFR = No TB133 fire retardant
FR = Fire retardant
See pricing column for TB133 upcharge.
- D** Select moisture barrier.
NMB = No moisture barrier
MB = Moisture barrier
See pricing column for moisture barrier upcharge.

INFORMATION

Moisture Barrier
Moisture barrier is applied underneath the fabric cover as a means of protecting the foam. Not available with TB133.

C.O.M. Requirements
C.O.M. yardage requirements listed above are based on plain goods 54" wide. If less than 54" wide or fabrics requiring matching (stripes, plaids, prints, large patterns), additional yardage will be needed. Consult C.O.M. matrix on the Ordering C.O.M., and C.O.L. page for additional yardage needed. For C.O.M. fabric sent to KI-High Point on multiple rolls, add an additional yard of fabric per roll to the yardage requirements.

C.O.L. Requirements
Figure 18 sq. ft. of leather (C.O.L.) for each yard shown (i.e., 4.75 x 18 = 85.5 sq ft).

California TB133 Fire Safety Code
The above seating products can be manufactured using the appropriate flame-retardant materials and fabric selection for compliance

to California Technical Bulletin 133. Add "FR" to end of model number and add upcharge. Please contact KI customer service for fabric compliance. Not available with moisture barrier. Gore or Nano-Tex treatments can be used when TB133 is required.



Grade C.O.M.	Grade C	Grade D	Grade E & C.O.L.	Grade F	Grade G	Grade H	Grade I	Grade J	Grade K	Grade L Leather	Grade M Leather	TB133 add to list price	Moisture Barrier add to list price
\$ 1006	\$ 1053	\$ 1130	\$ 1223	\$ 1286	\$ 1409	\$ 1533	\$ 1689	\$ 1999	\$ 2309	\$ 2619	\$ 3239	\$ 121	\$ 181
1075	1122	1199	1292	1355	1478	1602	1758	2068	2378	2688	3308	121	181
\$ 1006	\$ 1053	\$ 1130	\$ 1223	\$ 1286	\$ 1409	\$ 1533	\$ 1689	\$ 1999	\$ 2309	\$ 2619	\$ 3239	\$ 121	\$ 181
1075	1122	1199	1292	1355	1478	1602	1758	2068	2378	2688	3308	121	181
\$ 1412	\$ 1472	\$ 1571	\$ 1686	\$ 1768	\$ 1929	\$ 2084	\$ 2276	\$ 2681	\$ 3072	\$ 3465	\$ 4262	\$ 164	\$ 245
1480	1541	1640	1755	1837	1998	2153	2345	2750	3141	3534	4331	164	245

SPECIAL SERVICES

Special Carton Marking

With specially marked information N/C

Shipping

Shipped **knockdown freight prepaid f.o.b. High Point, North Carolina 27263** factory. Freight class #175.

Specifications and prices are subject to change without prior notice.

Recliner

- 1 = Back and arms (Fabric Contrast 1) C.O.M. = 5.25 yd (includes front kick panel below seat and footrest on applicable models)
- 2 = Seat (Fabric Contrast 2) C.O.M. = 1.25 yd

Note: • The ☐ indicates that a choice is required.
• The absence of the ☐ indicates that no choice is required.

A Select basic model.

B Select non-contrast or fabric contrast 1.
Refer to Upholstery Fabric cards in the KI
Fabrics & Finishes binder.

C Select fabric contrast 2.
Refer to Upholstery Fabric cards in the KI
Fabrics & Finishes binder.

D Select I.V. pole (facing).

NS	= No pole
LFIV	= Left front pole; add \$260
LRIV	= Left rear pole; add \$260
RFIV	= Right front pole; add \$260
RRIV	= Right rear pole; add \$260

I.V. Pole front mount **ONLY** when ordering Lateral Head Supports.

E Select casters.

NC	= No casters (standard)
-----------	-------------------------

H Select wood finish color.
Refer to color addendum at ki.com or in
KI Price List or KI Fabrics & Finishes



Grade C.O.M.	Grade C	Grade D	Grade E & C.O.L.	Grade F	Grade G	Grade H	Grade I	Grade J	Grade K	Grade L Leather	Grade M Leather
\$ 1997	\$ 2039	\$ 2118	\$ 2213	\$ 2279	\$ 2410	\$ 2539	\$ 2798	\$ 3114	\$ 3439	\$ 3763	\$ 4408
2071	2114	2192	2288	2354	2485	2614	2873	3189	3513	3838	4483

INFORMATION

Moisture Barrier \$116
 TB133 \$266
 TB133 NOT available with poly cap option.

Kensington Maple Upcharge

Kensington Maple requires extended lead-times.

Model
 Flex Recliner w/feet \$68
 Flex Recliner w/casters \$78

Options

Additional options may be ordered.
 Add /XX to the end of the model number and upcharge.

Catheter attachment
 /CA and \$39

Lateral head supports (C.O.M. = 1.5 yd per pair)
 /HS and \$144

Adjustable pillow (C.O.M. = .75 yd)
 /PW and \$155

Head support and/or pillow contrast fabric will match back fabric selection.

C.O.M. Requirements

C.O.M. yardage requirements listed above are based on plain goods 54" wide. If less than 54" wide or fabrics requiring matching (stripes, plaids, prints, large patterns), additional yardage will be needed. Consult C.O.M. matrix on the Ordering C.O.M., and C.O.L. page for additional yardage needed. For C.O.M. fabric sent to KI-High Point on multiple rolls, add an additional yard of fabric per roll to the yardage requirements.

C.O.L. Requirements

Figure 18 sq. ft. of leather (C.O.L.) for each yard shown (i.e., 4.75 x 18 = 85.5 sq ft).

Contrasting Upholstery

When contrasting fabric is chosen, price at highest in-grade.

California TB133 Fire Safety Code

The above seating products can be manufactured using the appropriate flame-retardant materials and fabric selection for compliance to California Technical Bulletin 133. Add "FR" to end of model number and add upcharge. Please contact KI customer service for fabric compliance. Not available with moisture barrier. Gore or Nano-Tex treatments can be used when TB133 is required.

Construction

Seat platform constructed of tubular steel and kiln-dried hardwood. Back constructed of kiln-dried hardwood and laminated plywood. Arms constructed of kiln-dried hardwood. Cushioning of multiple densities of polyurethane foam and dacron fiber.

SPECIAL SERVICES

Special Carton Marking

With specially marked information N/C

Shipping

Shipped **assembled freight prepaid f.o.b. High Point, North Carolina 27263** factory. Freight class #150.

Specifications and prices are subject to change without prior notice.

Recliner (w/ Laminate Side Articulating Tablet) - Contrast

- 1 = Back and arms (Fabric Contrast 1) C.O.M. = 5.25 yd (includes front kick panel below seat and footrest on applicable models)
- 2 = Seat (Fabric Contrast 2) C.O.M. = 1.25 yd

Indicate the following information on order form:

1. Quantity of each item.
2. Model number, including options. See "How To Build a Model Number".
3. Any special service required.

Note: • The ☐ indicates that a choice is required.
• The absence of the ☐ indicates that no choice is required.

- A** Select basic model.
- B** Select non-contrast or fabric contrast 1.
Refer to Upholstery Fabric cards in the KI
Fabrics & Finishes binder.
- C** Select fabric contrast 2.
Refer to Upholstery Fabric cards in the KI
Fabrics & Finishes binder.

- D** Select I.V. pole (facing).
- | | |
|-------------|-------------------------------|
| NS | = No pole |
| LFIV | = Left front pole; add \$260 |
| LRIV | = Left rear pole; add \$260 |
| RFIV | = Right front pole; add \$260 |
| RRIV | = Right rear pole; add \$260 |
- I.V. Pole front mount **ONLY** when ordering Lateral Head Supports.
- E** Select casters.
- | | |
|-----------|-------------------------|
| NC | = No casters (standard) |
|-----------|-------------------------|

SFR = Swivel front, rear locking & pushbar; add \$155
Casters not meant or warranted for patient transport.

- F** Select armcaps.
- | | |
|------------|--------------------------------|
| NS | = Wood (standard) |
| UAC | = Upholstered (pair); add \$86 |
- Upholstered armcap fabric will match arms fabric selection (Fabric Contrast 1).
- C.O.M. = 1.25 vd

- G** Select magazine rack.
- | | |
|------------|------------------------------|
| NMR | = No rack |
| LFM | = Left side rack; add \$174 |
| RFM | = Right side rack; add \$174 |
- Magazine rack fabric will match arm fabric selection (Fabric Contrast 1).
- C.O.M. = 5 vd

- H** Select wood finish color.
Refer to color addendum at ki.com or in
KI Price List or KI Fabrics & Finishes

binder

- 1 Select laminate color.
Refer to color addendum at ki.com or in
KI Price List or KI Fabrics & Finishes
binder.



Approx. Packaged Weight	Grade C.O.M.	Grade C	Grade D	Grade E & C.O.L.	Grade F	Grade G	Grade H	Grade I	Grade J	Grade K	Grade L Leather	Grade M Leather
155#	\$ 2215	\$ 2258	\$ 2336	\$ 2431	\$ 2498	\$ 2629	\$ 2758	\$ 3017	\$ 3333	\$ 3658	\$ 3981	\$ 4626
155#	2215	2258	2336	2431	2498	2629	2758	3017	3333	3658	3981	4626

155#	\$ 2290	\$ 2333	\$ 2411	\$ 2506	\$ 2573	\$ 2704	\$ 2833	\$ 3092	\$ 3408	\$ 3732	\$ 4056	\$ 4700
155#	2290	2333	2411	2506	2573	2704	2833	3092	3408	3732	4056	4700

INFORMATION

Moisture Barrier \$116
TB133 \$266
TB133 NOT available with poly cap option.

Kensington Maple Upcharge

Kensington Maple requires extended lead-times.

Model
Flex Recliner w/feet \$68
Flex Recliner w/casters \$78

Options

Additional options may be ordered.
Add /XX to the end of the model number and upcharge.

Catheter attachment
/CA and \$39

Lateral head supports (C.O.M. = 1.5 yd per pair)
/HS and \$144

Adjustable pillow (C.O.M. = .75 yd)
/PW and \$155

Head support and/or pillow contrast fabric will match back fabric selection.

C.O.M. Requirements

C.O.M. yardage requirements listed above are based on plain goods 54" wide. If less than 54" wide or fabrics requiring matching (stripes, plaids, prints, large patterns), additional yardage will be needed. Consult C.O.M. matrix on the Ordering C.O.M., and C.O.L. page for additional yardage needed. For C.O.M. fabric sent to KI-High Point on multiple rolls, add an additional yard of fabric per roll to the yardage requirements.

C.O.L. Requirements

Figure 18 sq. ft. of leather (C.O.L.) for each yard shown (i.e., 4.75 x 18 = 85.5 sq ft).

Contrasting Upholstery

When contrasting fabric is chosen, price at highest in-grade.

California TB133 Fire Safety Code

The above seating products can be manufactured using the appropriate flame-retardant materials and fabric selection for compliance to California Technical Bulletin 133. Add "FR" to end of model number and add upcharge. Please contact KI customer service for fabric compliance. Not available with moisture barrier. Gore or Nano-Tex treatments can be used when TB133 is required.

Construction

Seat platform constructed of tubular steel and kiln-dried hardwood. Back constructed of kiln-dried hardwood and laminated plywood. Arms constructed of kiln-dried hardwood. Cushioning of multiple densities of polyurethane foam and dacron fiber.

SPECIAL SERVICES

Special Carton Marking

With specially marked information N/C

Shipping

Shipped **assembled freight prepaid f.o.b. High Point, North Carolina 27263** factory. Freight class #150.

Specifications and prices are subject to change without prior notice.

**Recliner (w/ Veneer Side
Articulating Tablet) - Contrast**

- 1 = Back and arms (Fabric Contrast 1) C.O.M. = 5.25 yd (includes front kick panel below seat and footrest on applicable models)
- 2 = Seat (Fabric Contrast 2) C.O.M. = 1.25 yd

Indicate the following information on order form:

1. Quantity of each item.
2. Model number, including options. See "How To Build a Model Number".
3. Any special service required.

Note: • The ☐ indicates that a choice is required.
• The absence of the ☐ indicates that no choice is required.

- A** Select basic model.
- B** Select non-contrast or fabric contrast 1.
Refer to Upholstery Fabric cards in the KI
Fabrics & Finishes binder.
- C** Select fabric contrast 2.
Refer to Upholstery Fabric cards in the KI
Fabrics & Finishes binder.

- D** Select I.V. pole (facing).
- | | |
|-------------|-------------------------------|
| NS | = No pole |
| LFIV | = Left front pole; add \$260 |
| LRIV | = Left rear pole; add \$260 |
| RFIV | = Right front pole; add \$260 |
| RRIV | = Right rear pole; add \$260 |
- I.V. Pole front mount **ONLY** when ordering Lateral Head Supports.
- E** Select casters.
- | | |
|-----------|-------------------------|
| NC | = No casters (standard) |
|-----------|-------------------------|

SFR = Swivel front, rear locking & pushbar; add \$155
Casters not meant or warranted for patient transport.

- F** Select armcaps.
- | | |
|------------|--------------------------------|
| NS | = Wood (standard) |
| UAC | = Upholstered (pair); add \$86 |
- Upholstered armcap fabric will match arms fabric selection (Fabric Contrast 1).
- C.O.M. = 1.25 vd

- G** Select magazine rack.
- | | |
|------------|------------------------------|
| NMR | = No rack |
| LFM | = Left side rack; add \$174 |
| RFM | = Right side rack; add \$174 |
- Magazine rack fabric will match arm fabric selection (Fabric Contrast 1).
- C.O.M. = 5 vd

- H** Select wood finish color.
Refer to color addendum at ki.com or in
KI Price List or KI Fabrics & Finishes

binder

- 1 Select veneer color.
Refer to color addendum at ki.com or in
KI Price List or KI Fabrics & Finishes
binder.



Approx. Packaged Weight	Grade C.O.M.	Grade C	Grade D	Grade E & C.O.L.	Grade F	Grade G	Grade H	Grade I	Grade J	Grade K	Grade L Leather	Grade M Leather
155#	\$ 2215	\$ 2258	\$ 2336	\$ 2431	\$ 2498	\$ 2629	\$ 2758	\$ 3017	\$ 3333	\$ 3658	\$ 3981	\$ 4626
155#	2215	2258	2336	2431	2498	2629	2758	3017	3333	3658	3981	4626

155#	\$ 2290	\$ 2333	\$ 2411	\$ 2506	\$ 2573	\$ 2704	\$ 2833	\$ 3092	\$ 3408	\$ 3732	\$ 4056	\$ 4700
155#	2290	2333	2411	2506	2573	2704	2833	3092	3408	3732	4056	4700

INFORMATION

Moisture Barrier \$116
 TB133 \$266
 TB133 NOT available with poly cap option.

Kensington Maple Upcharge

Kensington Maple requires extended lead-times.

Model
 Flex Recliner w/feet \$68
 Flex Recliner w/casters \$78

Options

Additional options may be ordered.
 Add /XX to the end of the model number and upcharge.

Catheter attachment
 /CA and \$39

Lateral head supports (C.O.M. = 1.5 yd per pair)
 /HS and \$144

Adjustable pillow (C.O.M. = .75 yd)
 /PW and \$155

Head support and/or pillow contrast fabric will match back fabric selection.

C.O.M. Requirements

C.O.M. yardage requirements listed above are based on plain goods 54" wide. If less than 54" wide or fabrics requiring matching (stripes, plaids, prints, large patterns), additional yardage will be needed. Consult C.O.M. matrix on the Ordering C.O.M., and C.O.L. page for additional yardage needed. For C.O.M. fabric sent to KI-High Point on multiple rolls, add an additional yard of fabric per roll to the yardage requirements.

C.O.L. Requirements

Figure 18 sq. ft. of leather (C.O.L.) for each yard shown (i.e., 4.75 x 18 = 85.5 sq ft).

Contrasting Upholstery

When contrasting fabric is chosen, price at highest in-grade.

California TB133 Fire Safety Code

The above seating products can be manufactured using the appropriate flame-retardant materials and fabric selection for compliance to California Technical Bulletin 133. Add "FR" to end of model number and add upcharge. Please contact KI customer service for fabric compliance. Not available with moisture barrier. Gore or Nano-Tex treatments can be used when TB133 is required.

Construction

Seat platform constructed of tubular steel and kiln-dried hardwood. Back constructed of kiln-dried hardwood and laminated plywood. Arms constructed of kiln-dried hardwood. Cushioning of multiple densities of polyurethane foam and dacron fiber.

SPECIAL SERVICES

Special Carton Marking

With specially marked information N/C

Shipping

Shipped **assembled freight prepaid f.o.b. High Point, North Carolina 27263** factory. Freight class #150.

Specifications and prices are subject to change without prior notice.

Flex™

Recliner Replacement Parts

MODEL		COM	MODEL NUMBER		Approx. Packaged Weight
			Basic Model	Non-Contrast or Fabric Contrast 1	
FLRP	Replacement Cover Set	6.75 yd	FRC	<input type="checkbox"/> <input type="checkbox"/> <input type="checkbox"/> <input type="checkbox"/>	5#
FLRP	Replacement Head Support Covers	.75 yd	FRHS	<input type="checkbox"/> <input type="checkbox"/> <input type="checkbox"/> <input type="checkbox"/>	1#

A

B

HOW TO ORDER

Indicate the following information on order form:

- Quantity of each item.
- Model number, including options. See "How To Build a Model Number".
- Any special service required.

Note:

- The ☐ indicates that a choice is required.
- The absence of the ☐ indicates that no choice is required.

HOW TO BUILD A MODEL NUMBER

- A

Select basic model.
- B

Select non-contrast or fabric contrast 1. Refer to Upholstery Fabric cards in the KI Fabrics & Finishes binder.

INFORMATION

C.O.M. Requirements
C.O.M. yardage requirements listed above are based on plain goods 54" wide. If less than 54" wide or fabrics requiring matching (stripes, plaids, prints, large patterns), additional yardage will be needed. Consult C.O.M. matrix on the Ordering C.O.M., and C.O.L. page for additional yardage needed. For C.O.M. fabric sent to KI-High Point on multiple rolls, add an additional yard of fabric per roll to the yardage requirements.

C.O.L. Requirements
Figure 18 sq. ft. of leather (C.O.L.) for each yard shown (i.e., 4.75 x 18 = 85.5 sq ft).

Contrasting Upholstery
When contrasting fabric is chosen, price at highest in-grade.

California TB133 Fire Safety Code
The above seating products can be manufactured using the appropriate flame-retardant materials and fabric selection for compliance to California Technical Bulletin 133. Add

"FR" to end of model number and add upcharge. Please contact KI customer service for fabric compliance. Not available with moisture barrier. Gore or Nano-Tex treatments can be used when TB133 is required.



Grade C.O.M.	Grade C	Grade D	Grade E & C.O.L.	Grade F	Grade G	Grade H	Grade I	Grade J	Grade K	Grade L Leather	Grade M Leather	TB133 add to list price	Moisture Barrier add to list price
\$ 525	\$ 565	\$ 639	\$ 729	\$ 795	\$ 919	\$ 1043	\$ 1289	\$ 1594	\$ 1900	\$ 2210	\$ 2827	\$ 266	\$ 116
\$ 85	\$ 88	\$ 97	\$ 105	\$ 109	\$ 120	\$ 130	\$ 151	\$ 176	\$ 204	\$ 237	\$ 274	\$ 32	\$ 13

SPECIAL SERVICES

Special Carton Marking




With specially marked information N/C

Shipping

Shipped **knockdown freight prepaid f.o.b. High Point, North Carolina 27263** factory. Freight class #175.

Specifications and prices are subject to change without prior notice.

Flex™
Patient Chair

				MODEL NUMBER								
				Basic Model	Non-Contrast or Fabric Contrast 1	Fabric Contrast 2	Wood Finish	TB133	Moisture Barrier	Arm Cap		
MODEL	Features	COM										
 FLPC	Patient Chair (Open Arm) <ul style="list-style-type: none">1 = Back (Fabric Contrast 1) C.O.M. = 1.5 yd2 = Seat (Fabric Contrast 2) C.O.M. = 1 yd	Non-contrast	2.5 yd	FOP	□□□□		□□□	□□□	□□□	□□□		
		Contrast		FOP/FC	□□□□	□□□□	□□□	□□□	□□□	□□□		
 FLPC	Patient Chair (Closed Arm) <ul style="list-style-type: none">1 = Back and arms (Fabric Contrast 1) C.O.M. = 2.75 yd2 = Seat (Fabric Contrast 2) C.O.M. = 1 yd	Non-contrast	3.75 yd	FPP	□□□□		□□□	□□□	□□□	□□□		
		Contrast		FPP/FC	□□□□	□□□□	□□□	□□□	□□□	□□□		
 FLPC	Ottoman		1 yd	FOT	□□□□		□□□	□□□	□□□			
					A	B	C	D	E	F	G	

HOW TO ORDER

Indicate the following information on order form:

- Quantity of each item.
- Model number, including options. See "How To Build a Model Number".
- Any special service required.

Note: •The □ indicates that a choice is required.
•The absence of the □ indicates that no choice is required.

HOW TO BUILD A MODEL NUMBER

- A** Select basic model.
- B** Select non-contrast or fabric contrast 1. Refer to Upholstery Fabric cards in the KI Fabrics & Finishes binder.
- C** Select fabric contrast 2. Refer to Upholstery Fabric cards in the KI Fabrics & Finishes binder.
- D** Select wood finish color. Refer to color addendum at ki.com or in KI Price List or KI Fabrics & Finishes binder. For Kensington Maple add upcharge.
- E** Select TB133.
NFR = No TB133 fire retardant
FR = Fire retardant
See pricing column for TB133 upcharge.
- F** Select moisture barrier.
NMB = No moisture barrier
MB = Moisture barrier
See pricing column for moisture barrier upcharge.
- G** Select armcaps.
WAC = Wood (standard)
UAC = Upholstered (pair); add \$86
Upholstered armcap fabric will match arms fabric selection (Fabric Contrast 1). C.O.M. = 1 yd

KENSINGTON MAPLE UPCHARGE

Kensington Maple requires extended lead-times.

Model	
FOP	\$53
FOP/FC	\$53
FPP	\$53
FPP/FC	\$53
FOT	\$42



Approx. Packaged Weight	Grade C.O.M.	Grade C	Grade D	Grade E & C.O.L.	Grade F	Grade G	Grade H	Grade I	Grade J	Grade K	Grade L Leather	Grade M Leather	TB133 add to list price	Moisture Barrier add to list price
65#	\$ 1265	\$ 1279	\$ 1299	\$ 1325	\$ 1388	\$ 1421	\$ 1454	\$ 1498	\$ 1583	\$ 1670	\$ 1754	\$ 1925	\$ 174	\$ 86
65#	1311	1325	1346	1370	1433	1467	1500	1544	1630	1715	1801	1972	174	86
65#	\$ 1379	\$ 1399	\$ 1430	\$ 1470	\$ 1540	\$ 1593	\$ 1643	\$ 1707	\$ 1836	\$ 1964	\$ 2093	\$ 2350	\$ 197	\$ 86
65#	1425	1444	1476	1516	1586	1638	1689	1753	1884	2011	2139	2396	197	86
20#	\$ 447	\$ 452	\$ 463	\$ 477	\$ 487	\$ 506	\$ 525	\$ 562	\$ 608	\$ 656	\$ 703	\$ 797	\$ 58	\$ 41

INFORMATION

C.O.M. Requirements

C.O.M. yardage requirements listed above are based on plain goods 54" wide. If less than 54" wide or fabrics requiring matching (stripes, plaids, prints, large patterns), additional yardage will be needed. Consult C.O.M. matrix on the Ordering C.O.M., and C.O.L. page for additional yardage needed. For C.O.M. fabric sent to KI-High Point on multiple rolls, add an additional yard of fabric per roll to the yardage requirements.

C.O.L. Requirements

Figure 18 sq. ft. of leather (C.O.L.) for each yard shown (i.e., 4.75 x 18 = 85.5 sq ft).

Contrasting Upholstery

When contrasting fabric is chosen, price at highest in-grade.

Moisture Barrier

Moisture barrier is applied underneath the fabric cover as a means of protecting the foam. Not available with TB133.

California TB133 Fire Safety Code

The above seating products can be manufactured using the appropriate flame-retardant materials and fabric selection for compliance to California Technical Bulletin 133. Add "FR" to end of model number and add upcharge. Please contact KI customer service for fabric compliance. Not available with moisture barrier. Gore or Nano-Tex treatments can be used when TB133 is required.

Construction

Seat frame constructed of welded structural steel. Back constructed from formed laminated plywood. Arms constructed of kiln-dried hardwood. Cushioning of multiple densities of polyurethane foam and dacron fiber.

SPECIAL SERVICES

Special Carton Marking

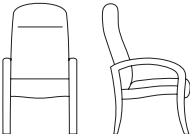
With specially marked information N/C

Shipping

Shipped **assembled unless replacement parts which ship k.d. freight prepaid High Point, North Carolina 27263** factory. Freight class #175.

Specifications and prices are subject to change without prior notice.

Flex™
Patient Chair

				MODEL NUMBER								
				Basic Model	Non-Contrast or Fabric Contrast 1	Fabric Contrast 2	Wood Finish	TB133	Moisture Barrier	Arm Cap		
MODEL		Features	CQM									
 FMPC	Motion Patient Chair (Open Arm) <ul style="list-style-type: none">1 = Back (Fabric Contrast 1) C.O.M. = 1.5 yd2 = Seat (Fabric Contrast 2) C.O.M. = 1 yd	Non-contrast	2.5 yd	FOX2	<input type="checkbox"/> <input type="checkbox"/> <input type="checkbox"/> <input type="checkbox"/>		<input type="checkbox"/> <input type="checkbox"/> <input type="checkbox"/>	<input type="checkbox"/> <input type="checkbox"/> <input type="checkbox"/>	<input type="checkbox"/> <input type="checkbox"/> <input type="checkbox"/>	<input type="checkbox"/> <input type="checkbox"/> <input type="checkbox"/>		
		Contrast		FOX2/FC	<input type="checkbox"/> <input type="checkbox"/> <input type="checkbox"/> <input type="checkbox"/>	<input type="checkbox"/> <input type="checkbox"/> <input type="checkbox"/> <input type="checkbox"/>	<input type="checkbox"/> <input type="checkbox"/> <input type="checkbox"/>	<input type="checkbox"/> <input type="checkbox"/> <input type="checkbox"/>	<input type="checkbox"/> <input type="checkbox"/> <input type="checkbox"/>	<input type="checkbox"/> <input type="checkbox"/> <input type="checkbox"/>		
				A	B	C	D	E	F	G		

HOW TO ORDER

Indicate the following information on order form:

- Quantity of each item.
- Model number, including options. See "How To Build a Model Number".
- Any special service required.

Note:

- The ☐ indicates that a choice is required.
- The absence of the ☐ indicates that no choice is required.

HOW TO BUILD A MODEL NUMBER

- A** Select basic model.
- B** Select non-contrast or fabric contrast 1.
Refer to Upholstery Fabric cards in the KI Fabrics & Finishes binder.
- C** Select fabric contrast 2.
Refer to Upholstery Fabric cards in the KI Fabrics & Finishes binder.
- D** Select wood finish color.
Refer to color addendum at ki.com or in KI Price List or KI Fabrics & Finishes binder.
For Kensington Maple add upcharge.
- E** Select TB133.
NFR = No TB133 fire retardant
FR = Fire retardant
See pricing column for TB133 upcharge.
Not available with poly cap option.

- F** Select moisture barrier.
NMB = No moisture barrier
MB = Moisture barrier
See pricing column for moisture barrier upcharge.
- G** Select armcaps.
WAC = Wood (standard)
UAC = Upholstered (pair); add \$86
Upholstered armcap fabric will match arms fabric selection (Fabric Contrast 1).
C.O.M. = 1 yd

KENSINGTON MAPLE UPCHARGE

Kensington Maple requires extended lead-times.

Model	
FOX2	\$58
FOX2/FC	\$58



Approx. Packaged Weight	Grade C.O.M.	Grade C	Grade D	Grade E & C.O.L.	Grade F	Grade G	Grade H	Grade I	Grade J	Grade K	Grade L Leather	Grade M Leather	TB133 add to list price	Moisture Barrier add to list price
65#	\$ 1719	\$ 1737	\$ 1846	\$ 1879	\$ 1901	\$ 1944	\$ 1985	\$ 2099	\$ 2207	\$ 2312	\$ 2420	\$ 2634	\$ 174	\$ 86
65#	1766	1782	1892	1924	1947	1989	2031	2146	2253	2359	2466	2680	174	86

INFORMATION

C.O.M. Requirements

C.O.M. yardage requirements listed above are based on plain goods 54" wide. If less than 54" wide or fabrics requiring matching (stripes, plaids, prints, large patterns), additional yardage will be needed. Consult C.O.M. matrix on the Ordering C.O.M., and C.O.L. page for additional yardage needed. For C.O.M. fabric sent to KI-High Point on multiple rolls, add an additional yard of fabric per roll to the yardage requirements.

C.O.L. Requirements

Figure 18 sq. ft. of leather (C.O.L.) for each yard shown (i.e., 4.75 x 18 = 85.5 sq ft).

Contrasting Upholstery

When contrasting fabric is chosen, price at highest in-grade.

Moisture Barrier

Moisture barrier is applied underneath the fabric cover as a means of protecting the foam. Not available with TB133.

California TB133 Fire Safety Code

The above seating products can be manufactured using the appropriate flame-retardant materials and fabric selection for compliance to California Technical Bulletin 133. Add "FR" to end of model number and add upcharge. Please contact KI customer service for fabric compliance. Not available with moisture barrier. Gore or Nano-Tex treatments can be used when TB133 is required.

Construction

The motion of the FOX2 is achieved with a spring steel system cantilevered off of a steel understructure. Arms are constructed of kiln-dried hardwood. Cushioning of multiple densities of polyurethane foam and dacron fiber.

SPECIAL SERVICES

Special Carton Marking

With specially marked information N/C

Shipping

Shipped **assembled unless replacement parts which ship k.d. freight prepaid High Point, North Carolina 27263** factory. Freight class #175.

Specifications and prices are subject to change without prior notice.

Flex™

Patient Chair Replacement Parts

				MODEL NUMBER					Approx. Packaged Weight
				Basic Model	Non-Contrast or Fabric Contrast 1	Fabric Contrast 2	TB133	Moisture Barrier	
MODEL	Features	COM							
FLRP	Patient Chair Replacement Cover Set (Open Arm) • 1 = Back (Fabric Contrast 1) C.O.M. = 1.5 yd • 2 = Seat (Fabric Contrast 2) C.O.M. = 1 yd	Non-contrast	2.5 yd	FOPC	□□□□		□□□	□□□	10#
		Contrast		FOPC/FC	□□□□	□□□□	□□□	□□□	10#
FLRP	Patient Chair Replacement Cover Set (Closed Arm) • 1 = Back and arms (Fabric Contrast 1) C.O.M. = 2.75 yd • 2 = Seat (Fabric Contrast 2) C.O.M. = 1 yd	Non-contrast	3.75 yd	FPPC	□□□□		□□□	□□□	15#
		Contrast		FPPC/FC	□□□□	□□□□	□□□	□□□	15#
FMPC	Motion Patient Chair Replacement Cover Set (Open Arm) • 1 = Back (Fabric Contrast 1) C.O.M. = 1.5 yd • 2 = Seat (Fabric Contrast 2) C.O.M. = 1 yd	Non-contrast	2.5 yd	FOX2C	□□□□		□□□	□□□	10#
		Contrast		FOX2C/FC	□□□□	□□□□	□□□	□□□	10#
				A	B	C	D	E	

HOW TO ORDER

Indicate the following information on order form:

- Quantity of each item.
- Model number, including options. See "How To Build a Model Number".
- Any special service required.

Note: •The □ indicates that a choice is required.
•The absence of the □ indicates that no choice is required.

HOW TO BUILD A MODEL NUMBER

- A** Select basic model.
- B** Select non-contrast or fabric contrast 1. Refer to Upholstery Fabric cards in the KI Fabrics & Finishes binder.
- C** Select fabric contrast 2. Refer to Upholstery Fabric cards in the KI Fabrics & Finishes binder.
- D** Select TB133.

NFR = No TB133 fire retardant

FR = Fire retardant

See pricing column for TB133 upcharge. Not available with poly cap option.
- E** Select moisture barrier.

NMB = No moisture barrier

MB = Moisture barrier

See pricing column for moisture barrier upcharge.

INFORMATION

C.O.M. Requirements
C.O.M. yardage requirements listed above are based on plain goods 54" wide. If less than 54" wide or fabrics requiring matching (stripes, plaids, prints, large patterns), additional yardage will be needed. Consult C.O.M. matrix on the Ordering C.O.M., and C.O.L. page for additional yardage needed. For C.O.M. fabric sent to KI-High Point on multiple rolls, add an additional yard of fabric per roll to the yardage requirements.

C.O.L. Requirements
Figure 18 sq. ft. of leather (C.O.L.) for each yard shown (i.e., 4.75 x 18 = 85.5 sq ft).

Contrasting Upholstery
When contrasting fabric is chosen, price at highest in-grade.

Moisture Barrier
Moisture barrier is applied underneath the fabric cover as a means of protecting the foam. Not available with TB133.

California TB133 Fire Safety Code
The above seating products can be manufactured using the appropriate flame-retardant materials and fabric selection for compliance to California Technical Bulletin 133. Add "FR" to end of model number and add upcharge. Please contact KI customer service for fabric compliance. Not available with moisture barrier. Gore or Nano-Tex treatments can be used when TB133 is required.



Grade C.O.M.	Grade C	Grade D	Grade E & C.O.L.	Grade F	Grade G	Grade H	Grade I	Grade J	Grade K	Grade L Leather	Grade M Leather	TB133 add to list price	Moisture Barrier add to list price
\$ 347	\$ 361	\$ 385	\$ 415	\$ 433	\$ 475	\$ 515	\$ 579	\$ 675	\$ 777	\$ 873	\$ 1071	\$ 174	\$ 86
393	408	430	461	480	521	560	624	722	824	919	1117	174	86
\$ 518	\$ 539	\$ 573	\$ 618	\$ 648	\$ 707	\$ 766	\$ 867	\$ 1011	\$ 1165	\$ 1300	\$ 1592	\$ 197	\$ 86
563	586	620	664	693	754	812	912	1057	1212	1347	1637	197	86
\$ 385	\$ 400	\$ 427	\$ 460	\$ 482	\$ 525	\$ 567	\$ 620	\$ 728	\$ 834	\$ 942	\$ 1154	\$ 174	\$ 86
430	447	474	506	528	570	614	666	773	880	988	1200	174	86

SPECIAL SERVICES

Special Carton Marking

With specially marked information N/C

Shipping

Shipped **assembled unless replacement parts which ship k.d. freight prepaid High Point, North Carolina 27263** factory. Freight class #175.

Specifications and prices are subject to change without prior notice.

FLBS

Indicate the following information on order form:

1. Quantity of each item.
2. Model number, including options. See "How To Build a Model Number".
3. Any special service required.

Note: • The ☐ indicates that a choice is required.
• The absence of the ☐ indicates that no choice is required.

- A** Select basic model.
- B** Select non-contrast or fabric contrast 1.
Refer to Upholstery Fabric cards in the KI
Fabrics & Finishes binder.
- C** Select fabric contrast 2.
Refer to Upholstery Fabric cards in the KI
Fabrics & Finishes binder.
- D** Select wood finish color.
Refer to color addendum at ki.com or in
KI Price List or KI Fabrics & Finishes
binder.
For Kensington Maple add upcharge.

- E** Select armcaps.
- | | |
|------------|--------------------------------|
| WAC | = Wood (standard) |
| UAC | = Upholstered (pair); add \$41 |
- Upholstered armcap fabric C.O.M. = 1 yd

- | | |
|------------|---|
| F | Select TB133. |
| NFR | = No TB133 fire retardant |
| FR | = Fire retardant |
| | See pricing column for TB133 upcharge. |
| G | Select moisture barrier. |
| NMB | = No moisture barrier |
| MB | = Moisture barrier |
| | See pricing column for moisture barrier upcharge. |

Kensington Maple requires extended lead-times.

Model	
FOCL	\$50
FOCL/FC	\$50



Approx. Packaged Weight	Grade C.O.M.	Grade C	Grade D	Grade E & C.O.L.	Grade F	Grade G	Grade H	Grade I	Grade J	Grade K	Grade L Leather	Grade M Leather	TB133 add to list price	Moisture Barrier add to list price
65#	\$ 1406	\$ 1423	\$ 1457	\$ 1489	\$ 1517	\$ 1566	\$ 1605	\$ 1677	\$ 1799	\$ 1920	\$ 2041	\$ 2289	\$ 187	\$ 124
65#	1452	1469	1502	1535	1563	1612	1650	1722	1844	1965	2087	2335	187	124

INFORMATION

C.O.M. Requirements

C.O.M. yardage requirements listed above are based on plain goods 54" wide. If less than 54" wide or fabrics requiring matching (stripes, plaids, prints, large patterns), additional yardage will be needed. Consult C.O.M. matrix on the Ordering C.O.M., and C.O.L. page for additional yardage needed. For C.O.M. fabric sent to KI-High Point on multiple rolls, add an additional yard of fabric per roll to the yardage requirements.

C.O.L. Requirements

Figure 18 sq. ft. of leather (C.O.L.) for each yard shown (i.e., 4.75 x 18 = 85.5 sq ft).

Contrasting Upholstery

When contrasting fabric is chosen, price at highest in-grade.

Moisture Barrier

Moisture barrier is applied underneath the fabric cover as a means of protecting the foam. Not available with TB133.

California TB133 Fire Safety Code

The above seating products can be manufactured using the appropriate flame-retardant materials and fabric selection for compliance to California Technical Bulletin 133. Add "FR" to end of model number and add upcharge. Please contact KI customer service for fabric compliance. Not available with moisture barrier. Gore or Nano-Tex treatments can be used when TB133 is required.

Construction

BARIATRIC UNITS ARE CYCLE TESTED TO EXCEED ANSI/BIFMA STANDARDS TO SAFELY ACCOMMODATE A PERSON WEIGHING UP TO 750 POUNDS.

Seat frame constructed of welded structural steel. Back constructed from formed laminated plywood. Cushioning for seats and backs are multiple densities of polyurethane foam wrapped with 1" high resilient polyurethane foam. Exposed wood for Flex is hardwood. Field recoverable seats and backs.

SPECIAL SERVICES

Special Carton Marking

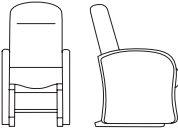
With specially marked information N/C

Shipping

Shipped **assembled unless replacement parts which ship k.d. freight prepaid High Point, North Carolina 27263** factory. Freight class #175.

Specifications and prices are subject to change without prior notice.

Flex™
Glider

				MODEL NUMBER							
				Basic Model	Non-Contrast or Fabric Contrast 1	Fabric Contrast 2	Arm Cap	Wood Finish	TB133	Moisture Barrier	
MODEL	Features	COM									
 FLGL	Glider (Closed Arm) <ul style="list-style-type: none">1 = Back and arms (Fabric Contrast 1) C.O.M. = 3 yd (includes front kick panel below seat and footrest on applicable models)2 = Seat (Fabric Contrast 2) C.O.M. = 1 yd	No-contrast	3.75 yd	FG	□□□□		□□□	□□□	□□□	□□□	
		Contrast		FG/FC	□□□□	□□□□	□□□	□□□	□□□	□□□	
FLRP	Replacement Cover Set <ul style="list-style-type: none">1 = Back and arms (Fabric Contrast 1) C.O.M. = 3 yd2 = Seat (Fabric Contrast 2) C.O.M. = 1 yd	No-contrast	3.75 yd	FGC	□□□□				□□□	□□□	
		Contrast		FGC/FC	□□□□	□□□□			□□□	□□□	
				A	B	C	D	E	F	G	

HOW TO ORDER

Indicate the following information on order form:

- 1. Quantity of each item.
- 2. Model number, including options. See "How To Build a Model Number".
- 3. Any special service required.

Note: •The □ indicates that a choice is required.
•The absence of the □ indicates that no choice is required.

HOW TO BUILD A MODEL NUMBER

- A Select basic model.
- B Select non-contrast or fabric contrast 1. Refer to Upholstery Fabric cards in the KI Fabrics & Finishes binder.
- C Select fabric contrast 2. Refer to Upholstery Fabric cards in the KI Fabrics & Finishes binder.
- D Select armcaps.
WAC = Wood (standard)
UAC = Upholstered (pair); add \$86
Armcap C.O.M. yardage = 1 yd per pair.
- E Select wood finish color. Refer to color addendum at ki.com or in KI Price List or KI Fabrics & Finishes binder. For Kensington Maple add upcharge.

- F Select TB133.
NFR = No TB133 fire retardant
FR = Fire retardant
See pricing column for TB133 upcharge.
- G Select moisture barrier.
NMB = No moisture barrier
MB = Moisture barrier
See pricing column for moisture barrier upcharge.

KENSINGTON MAPLE UPCHARGE

Kensington Maple requires extended lead-times.
Model
FG \$120
FG/FC \$120



Approx. Packaged Weight	Grade C.O.M.	Grade C	Grade D	Grade E & C.O.L.	Grade F	Grade G	Grade H	Grade I	Grade J	Grade K	Grade L Leather	Grade M Leather	TB133 add to list price	Moisture Barrier add to list price
120#	\$ 1842	\$ 1868	\$ 1912	\$ 1967	\$ 2006	\$ 2081	\$ 2155	\$ 2302	\$ 2488	\$ 2672	\$ 2858	\$ 3231	\$ 202	\$ 86
120#	1911	1937	1981	2036	2075	2150	2224	2371	2557	2742	2927	3300	202	86
5#	\$ 358	\$ 381	\$ 421	\$ 472	\$ 509	\$ 577	\$ 646	\$ 781	\$ 949	\$ 1120	\$ 1290	\$ 1631	\$ 202	\$ 86
5#	427	451	490	541	578	646	714	850	1018	1189	1359	1700	202	86

INFORMATION

C.O.M. Requirements

C.O.M. yardage requirements listed above are based on plain goods 54" wide. If less than 54" wide or fabrics requiring matching (stripes, plaids, prints, large patterns), additional yardage will be needed. Consult C.O.M. matrix on the Ordering C.O.M., and C.O.L. page for additional yardage needed. For C.O.M. fabric sent to KI-High Point on multiple rolls, add an additional yard of fabric per roll to the yardage requirements.

C.O.L. Requirements

Figure 18 sq. ft. of leather (C.O.L.) for each yard shown (i.e., 4.75 x 18 = 85.5 sq ft).

Contrasting Upholstery

When contrasting fabric is chosen, price at highest in-grade.

Moisture Barrier

Moisture barrier is applied underneath the fabric cover as a means of protecting the foam. Not available with TB133.

California TB133 Fire Safety Code

The above seating products can be manufactured using the appropriate flame-retardant materials and fabric selection for compliance to California Technical Bulletin 133. Add "FR" to end of model number and add upcharge. Please contact KI customer service for fabric compliance. Not available with moisture barrier. Gore or Nano-Tex treatments can be used when TB133 is required.

Construction

Seat frame constructed of welded structural steel. Back kiln-dried hardwood. Exposed wood of kiln-dried hardwood. The glide motion is suspended on 8 ball bearings. Cushioning of multiple densities of polyurethane foam and dacron fiber.

SPECIAL SERVICES

Special Carton Marking

With specially marked information N/C

Shipping

Shipped **assembled unless replacement parts which ship k.d. freight prepaid High Point, North Carolina 27263** factory. Freight class #175.

Specifications and prices are subject to change without prior notice.

LaResta® Day Bed

General Information



Standard Built-In **Freestanding - Perth® Arm** **Freestanding - Briar® Arm** **Freestanding - Flex Arm** **Freestanding - Soltice® Arm** **Modern Style**

Features						
One-piece design	•	•	•	•	•	•
One-step folddown mechanism	•	•	•	•	•	•
Optional casters to provide mobility		•	•	•	•	
Storage	•	•	•	•	•	•
Dimensions						
Arm height		25-1/4"	24-3/4"	27-1/4"	27-1/2"	24-1/2"
Individual arm width		2-1/4"	2-1/2"	2-1/2"	2-1/2"	5-1/2"
Back height	34"	34"	34"	34"	34"	32"
Seat height	18-1/4"	18-1/4"	18-1/4"	18-1/4"	18-1/4"	18-1/4"
Sleep surface height	26"	26"	26"	26"	26"	26"
Overall Outside Dimensions						
Standard Built-In width	79-3/8"					
Freestanding width		80-5/8"	81-1/8"	81-1/8"	81-1/8"	
Overall arm depth		31"	33-1/2"	33-1/4"	31"	31"
Sleep surface	34" x 75"	34" x 75"	34" x 75"	34" x 75"	34" x 75"	32" x 75"
Modern width no storage						87-1/4"
Modern width storage one side						97-3/4"
Modern width storage both sides						108-1/4"

SPECIFICATIONS

Complimentary Furniture

The following lounge collections offer complimentary furniture that creates continuity and a cohesive look throughout a facility. These complimentary pieces can be found in other sections of the KI price list.

LARESTA FSD model with BRIAR ARM - Briar® Healthcare Seating, Briar® Multiple Seating, Briar® Freestanding Tables,

LARESTA FSD model with FLEX ARM - Flex Healthcare Seating, Flex Multiple Seating, Flex Freestanding Tables

LARESTA FSD model with PERTH ARM - Perth® Healthcare Seating, Perth® Multiple Seating

LARESTA FSD model with SOLTICE ARM - Soltice® Healthcare Seating, Soltice® Multiple Seating, Soltice® Guest Seating, Soltice® Lounge Seating

UPHOLSTERY INFORMATION

C.O.M. Fabric

For C.O.M. fabric sent to KI-High Point on multiple rolls, add an additional yard of fabric per roll to the yardage requirements. Multiple rolls have shorter pieces of fabric on them and do not allow nesting and stacking of the fabric to achieve the best yield as is done with one large roll. This results in yardage shortages and requests for additional fabric from the client, which can hold up the order. For each roll that is sent, one yard needs to be added and needs to be added to one of the rolls, not separately.

SPECIAL FINISH MATCHES

KI can match special finish requests at an upcharge of \$57 List per item, up to 12 or a maximum charge of \$618 List per order per color. Special finish requests must be sent to your KI customer service representative.

Upon receipt from KI, the finishing department

will prepare a "strike-off" which will be sent to the customer for approval.

The approval form accompanying the strike-off should be faxed to your KI customer service representative. Upon receipt of the signed approval form, KI will proceed with the order. Disapproved samples may be sent back to KI directly with an explanation of disapproval. A Special Finish Number (SFN) will be assigned to this finish sample for future reference or reorders.



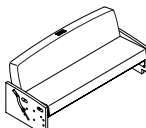
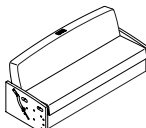
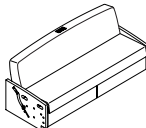
INFORMATION

Warranty

Refer to KI Terms & Conditions document or visit ki.com

LaResta® Day Bed

Built-In

				MODEL NUMBER							
				Basic Model	Non-Contrast or Fabric Contrast 1	Fabric Contrast 2	Paint Color	Laminate Color	Pull Option		
MODEL	Features	COM									
 LRSTA	Built-In, Basic <ul style="list-style-type: none">1 = Back and arms (Fabric Contrast 1) C.O.M. = 4.5 yd2 = Seat (Fabric Contrast 2) C.O.M. = 3 yd	Non-contrast	8.5 yd	BIB	□□□□		□□	□□□			
		Contrast		BIB/FC	□□□□	□□□□	□□	□□□			
 LRSTA	Built-In, Front Panel <ul style="list-style-type: none">1 = Back and arms (Fabric Contrast 1) C.O.M. = 4.5 yd2 = Seat (Fabric Contrast 2) C.O.M. = 3 yd	Non-contrast	8.5 yd	BIP	□□□□		□□	□□□			
		Contrast		BIP/FC	□□□□	□□□□	□□	□□□			
 LRSTA	Built-In, Drawers <ul style="list-style-type: none">1 = Back and arms (Fabric Contrast 1) C.O.M. = 4.5 yd2 = Seat (Fabric Contrast 2) C.O.M. = 3 yd	Non-contrast	8.5 yd	BID	□□□□		□□	□□□	□□□□		
		Contrast		BID/FC	□□□□	□□□□	□□	□□□	□□□□		
				A	B	C	D	E	F		

HOW TO ORDER

Indicate the following information on order form:

- Quantity of each item.
- Model number, including options. See "How To Build a Model Number".
- Any special service required.

Note: •The □ indicates that a choice is required.
•The absence of the □ indicates that no choice is required.

HOW TO BUILD A MODEL NUMBER

- A** Select basic model.
- B** Select non-contrast or fabric contrast 1. Refer to Upholstery Fabric cards in the KI Fabrics & Finishes binder.
- C** Select fabric contrast 2. Refer to Upholstery Fabric cards in the KI Fabrics & Finishes binder.
- D** Select handle color. Refer to color addendum at ki.com or in KI Price List or KI Fabrics & Finishes binder.
- E** Select laminate color. Refer to color addendum at ki.com or in KI Price List or KI Fabrics & Finishes binder.

- F** Select drawer pull.
- | | |
|-------------|------------------|
| PLBL | = Black |
| PLBG | = Blue grey |
| PLBN | = Brushed nickel |
| PLSD | = Sand |
| PLTB | = Textured black |
| PLWG | = Warm grey |
| NDP | = No pull |

INFORMATION

Moisture Barrier \$314
TB133 \$523

C.O.M. Requirements
C.O.M. yardage requirements listed above are based on plain goods 54" wide. If less than 54" wide or fabrics requiring matching (stripes, plaids, prints, large patterns), additional yardage will be needed. Consult C.O.M. matrix on the Ordering C.O.M., and C.O.L. page for additional yardage needed. For C.O.M. fabric sent to KI-High Point on multiple rolls, add an additional yard of fabric per roll to the yardage requirements.

C.O.L. Requirements
Figure 18 sq. ft. of leather (C.O.L.) for each yard shown (i.e., 4.75 x 18 = 85.5 sq ft).

Contrasting Upholstery
When contrasting fabric is chosen, price at highest in-grade.

Construction
Frame constructed of kiln-dried lumber, lam-



Approx. Packaged Weight	Grade C.O.M.	Grade C	Grade D	Grade E	Grade F	Grade G	Grade H	Grade I	Grade J	Grade K	Grade L	Grade M
220#	\$ 3403	\$ 3665	\$ 3734	\$ 3818	\$ 3874	\$ 3985	\$ 4097	\$ 4235	\$ 4511	\$ 4789	\$ 5067	\$ 5622
220#	3490	3752	3821	3905	3962	4072	4183	4321	4598	4876	5154	5709

230#	\$ 3476	\$ 3738	\$ 3807	\$ 3892	\$ 3947	\$ 4058	\$ 4170	\$ 4308	\$ 4585	\$ 4863	\$ 5141	\$ 5695
230#	3563	3826	3895	3978	4035	4145	4256	4394	4671	4949	5227	5782

250#	\$ 3821	\$ 4083	\$ 4152	\$ 4237	\$ 4292	\$ 4403	\$ 4515	\$ 4653	\$ 4929	\$ 5207	\$ 5485	\$ 6040
250#	3908	4171	4240	4323	4380	4490	4601	4739	5016	5294	5572	6128

inated hardwood plywood, and 14-gauge steel. Tight seats and backs are wrapped with multiple densities of polyurethane foam.

California TB133 Fire Safety Code

The above seating products can be manufactured using the appropriate flame-retardant materials and fabric selection for compliance to California Technical Bulletin 133. Add "FR" to end of model number and add upcharge. Please contact Kl customer service for fabric compliance. Not available with moisture barrier. Gore or Nano-Tex treatments can be used when TB133 is required.

Options

Powder Coat for Handle and Drawer Pull
See color addendum for standard powder coat selections. Additional Kl powder coat colors are available at an \$894 list upcharge per order.

Options

Available in leather as a special.

SPECIAL SERVICES

Special Carton Marking

With specially marked information N/C

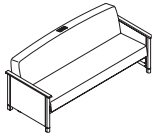
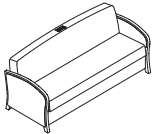
Shipping

Shipped **assembled unless replacement parts which ship k.d. freight prepaid High Point, North Carolina 27263** factory. Freight class #175.

Specifications and prices are subject to change without prior notice.

LaResta® Day Bed

Freestanding

	Features	COM	MODEL NUMBER								Approx. Packaged Weight
			Basic Model	Non-Contrast or Fabric Contrast 1	Fabric Contrast 2	Paint Color	Casters	Wood Finish	Laminate Color	Pull Option	
 <p>LRSTA Freestanding, Basic</p> <ul style="list-style-type: none"> 1 = Back and arms (Fabric Contrast 1) C.O.M. = 7.5 yd 2 = Seat (Fabric Contrast 2) C.O.M. = 3 yd BR = Briar® arm FL = Flex™ arm PE = Perth® arm SL = Solstice® arm 	Non-contrast	10.5 yd	FSB/BR	□□□□		□□	□□	□□□			235#
	Contrast		FSB/BR/FC	□□□□	□□□□	□□	□□	□□□			235#
	Non-contrast	10.5 yd	FSB/FL	□□□□		□□	□□	□□□			235#
	Contrast		FSB/FL/FC	□□□□	□□□□	□□	□□	□□□			235#
	Non-contrast	10.5 yd	FSB/PE	□□□□		□□	□□	□□□			235#
	Contrast		FSB/PE/FC	□□□□	□□□□	□□	□□	□□□			235#
	Non-contrast	10.5 yd	FSB/SL	□□□□		□□	□□	□□□			235#
	Contrast		FSB/SL/FC	□□□□	□□□□	□□	□□	□□□			235#
 <p>LRSTA Freestanding, Front Panel</p> <ul style="list-style-type: none"> 1 = Back and arms (Fabric Contrast 1) C.O.M. = 7.5 yd 2 = Seat (Fabric Contrast 2) C.O.M. = 3 yd BR = Briar® arm FL = Flex™ arm PE = Perth® arm SL = Solstice® arm 	Non-contrast	10.5 yd	FSP/BR	□□□□		□□	□□	□□□	□□□		245#
	Contrast		FSP/BR/FC	□□□□	□□□□	□□	□□	□□□	□□□		245#
	Non-contrast	10.5 yd	FSP/FL	□□□□		□□	□□	□□□	□□□		245#
	Contrast		FSP/FL/FC	□□□□	□□□□	□□	□□	□□□	□□□		245#
	Non-contrast	10.5 yd	FSP/PE	□□□□		□□	□□	□□□	□□□		245#
	Contrast		FSP/PE/FC	□□□□	□□□□	□□	□□	□□□	□□□		245#
	Non-contrast	10.5 yd	FSP/SL	□□□□		□□	□□	□□□	□□□		245#
	Contrast		FSP/SL/FC	□□□□	□□□□	□□	□□	□□□	□□□		245#
			A	B	C	D	E	F	G	H	

HOW TO ORDER

Indicate the following information on order form:

- Quantity of each item.
- Model number, including options. See "How To Build a Model Number".
- Any special service required.

Note: • The □ indicates that a choice is required.
• The absence of the □ indicates that no choice is required.

HOW TO BUILD A MODEL NUMBER

- A** Select basic model.
- B** Select non-contrast or fabric contrast 1.
Refer to Upholstery Fabric cards in the KI Fabrics & Finishes binder.
- C** Select fabric contrast 2.
Refer to Upholstery Fabric cards in the KI Fabrics & Finishes binder.
- D** Select frame color.
Refer to color addendum at ki.com or in KI Price List or KI Fabrics & Finishes binder.
- E** Select caster option.
C = Casters - Front locking and rear swivel; add \$116
NC = No casters

- F** Select wood finish color.
Refer to color addendum at ki.com or in KI Price List or KI Fabrics & Finishes binder.
For Kensington Maple add upcharge.
- G** Select laminate color.
Refer to color addendum at ki.com or in KI Price List or KI Fabrics & Finishes binder.
- H** Select drawer pull.
PLBL = Black
PLBG = Blue grey
PLBN = Brushed nickel
PLSD = Sand
PLTB = Textured black
PLWG = Warm grey
NDP = No pull

KENSINGTON MAPLE UPCHARGE

Kensington Maple requires extended lead-times.

Model			
FSB/BR	\$78	FSB/BR/FC	\$78
FSB/FL	\$78	FSB/FL/FC	\$78
FSB/PE	\$53	FSB/PE/FC	\$53
FSB/SL	\$53	FSB/SL/FC	\$53
FSD/BR	\$78	FSD/BR/FC	\$78
FSD/FL	\$78	FSD/FL/FC	\$78
FSD/PE	\$53	FSD/PE/FC	\$53
FSD/SL	\$53	FSD/SL/FC	\$53
FSP/BR	\$78	FSP/BR/FC	\$78
FSP/FL	\$78	FSP/FL/FC	\$78
FSP/PE	\$53	FSP/PE/FC	\$53
FSP/SL	\$53	FSP/SL/FC	\$53



Grade C.O.M.	Grade C	Grade D	Grade E	Grade F	Grade G	Grade H	Grade I	Grade J	Grade K	Grade L	Grade M
\$ 4124	\$ 4449	\$ 4533	\$ 4638	\$ 4707	\$ 4844	\$ 4981	\$ 5151	\$ 5494	\$ 5836	\$ 6179	\$ 6865
4211	4535	4620	4725	4794	4930	5067	5237	5580	5924	6267	6953
4160	4485	4570	4674	4743	4880	5017	5188	5531	5874	6216	6902
4248	4572	4657	4761	4830	4967	5103	5274	5617	5960	6303	6989
3539	3863	3947	4052	4121	4258	4395	4565	4909	5252	5595	6280
3626	3949	4035	4139	4208	4345	4482	4653	4995	5338	5681	6367
3607	3931	4015	4120	4189	4326	4463	4633	4977	5320	5662	6348
3694	4017	4103	4207	4276	4413	4550	4720	5063	5406	5749	6435
\$ 4286	\$ 4610	\$ 4695	\$ 4800	\$ 4869	\$ 5006	\$ 5143	\$ 5313	\$ 5656	\$ 5999	\$ 6342	\$ 7028
4373	4697	4782	4886	4955	5092	5229	5400	5743	6086	6428	7114
4328	4653	4737	4842	4911	5048	5185	5355	5698	6040	6383	7069
4415	4739	4823	4928	4997	5134	5271	5441	5784	6128	6471	7156
3680	4004	4088	4193	4262	4399	4536	4707	5050	5393	5736	6421
3767	4090	4176	4280	4349	4486	4623	4794	5136	5479	5822	6508
3816	4140	4224	4329	4398	4535	4672	4843	5186	5529	5871	6557
3903	4226	4312	4416	4485	4622	4759	4929	5272	5615	5958	6644

INFORMATION

Moisture Barrier \$314
TB133 \$523

C.O.M. Requirements

C.O.M. yardage requirements listed above are based on plain goods 54" wide. If less than 54" wide or fabrics requiring matching (stripes, plaids, prints, large patterns), additional yardage will be needed. Consult C.O.M. matrix on the Ordering C.O.M., and C.O.L. page for additional yardage needed. For C.O.M. fabric sent to KI-High Point on multiple rolls, add an additional yard of fabric per roll to the yardage requirements.

C.O.L. Requirements

Figure 18 sq. ft. of leather (C.O.L.) for each yard shown (i.e., 4.75 x 18 = 85.5 sq ft).

Contrasting Upholstery

When contrasting fabric is chosen, price at highest in-grade.

Construction

Frame constructed of kiln-dried lumber, lam-

inated hardwood plywood, and 14-gauge steel. Tight seats and backs are wrapped with multiple densities of polyurethane foam. Exposed wood components are constructed from solid hardwood and finished with a conversion varnish.

California TB133 Fire Safety Code

The above seating products can be manufactured using the appropriate flame-retardant materials and fabric selection for compliance to California Technical Bulletin 133. Add "FR" to end of model number and add upcharge. Please contact KI customer service for fabric compliance. Not available with moisture barrier. Gore or Nano-Tex treatments can be used when TB133 is required.

Options

Powder Coat for Handle and Drawer Pull
See color addendum for standard powder coat selections. Additional KI powder coat colors are available at an \$894 list upcharge per order.

Options

Available in leather as a special.

SPECIAL SERVICES

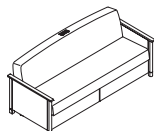
Special Carton Marking

With specially marked information N/C

Shipping

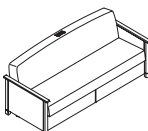
Shipped **assembled unless replacement parts which ship k.d. freight prepaid High Point, North Carolina 27263** factory. Freight class #175.

Specifications and prices are subject to change without prior notice.



Freestanding, Drawers

- 1 = Back and arms (Fabric Contrast 1) C.O.M. = 7.5 yd
- 2 = Seat (Fabric Contrast 2) C.O.M. = 3 yd
- BR = Briar® arm
- FL = Flex™ arm
- PE = Perth® arm
- SL = Solstice® arm

			MODEL NUMBER								Approx. Packaged Weight
Features	COM	Basic Model	Non-Contrast or Fabric Contrast 1	Fabric Contrast 2	Paint Color	Casters	Wood Finish	Laminate Color	Pull Option		
 LRSTA Freestanding, Drawers • 1 = Back and arms (Fabric Contrast 1) C.O.M. = 7.5 yd • 2 = Seat (Fabric Contrast 2) C.O.M. = 3 yd • BR = Briar® arm • FL = Flex™ arm • PE = Perth® arm • SL = Soltice® arm	Non-contrast	10.5 yd	FSD/BR	□□□□		□□ □□	□□□	□□□	□□□□	260#	
	Contrast		FSD/BR/FC	□□□□	□□□□	□□ □□	□□□	□□□	□□□□	260#	
	Non-contrast	10.5 yd	FSD/FL	□□□□		□□ □□	□□□	□□□	□□□□	260#	
	Contrast		FSD/FL/FC	□□□□	□□□□	□□ □□	□□□	□□□	□□□□	260#	
	Non-contrast	10.5 yd	FSD/PE	□□□□		□□ □□	□□□	□□□	□□□□	260#	
	Contrast		FSD/PE/FC	□□□□	□□□□	□□ □□	□□□	□□□	□□□□	260#	
	Non-contrast	10.5 yd	FSD/SL	□□□□		□□ □□	□□□	□□□	□□□□	260#	
	Contrast		FSD/SL/FC	□□□□	□□□□	□□ □□	□□□	□□□	□□□□	260#	

A

B

C

D

E

F

G

H

Indicate the following information on order form:

1. Quantity of each item.
2. Model number, including options. See "How To Build a Model Number".
3. Any special service required.

Note: • The ☐ indicates that a choice is required.
• The absence of the ☐ indicates that no choice is required.

A Select basic model.

- B** Select non-contrast or fabric contrast 1.
Refer to Upholstery Fabric cards in the KI Fabrics & Finishes binder.
 - C** Select fabric contrast 2.
Refer to Upholstery Fabric cards in the KI Fabrics & Finishes binder.
 - D** Select frame color.
Refer to color addendum at ki.com or in KI Price List or KI Fabrics & Finishes binder.
 - E** Select caster option.
- | | |
|-----------|--|
| C | = Casters - Front locking and rear swivel; add \$116 |
| NC | = No casters |

- F** Select wood finish color.
Refer to color addendum at ki.com or in
KI Price List or KI Fabrics & Finishes
binder.
For Kensington Maple add upcharge.
- G** Select laminate color.
Refer to color addendum at ki.com or in
KI Price List or KI Fabrics & Finishes
binder.
- H** Select drawer pull.
- | | |
|-------------|------------------|
| PLBL | = Black |
| PLBG | = Blue grey |
| PLBN | = Brushed nickel |
| PLSD | = Sand |
| PLTB | = Textured black |
| PLWG | = Warm grey |
| NDP | = No pull |

Kensington Maple requires extended lead-times.

Model		
FSB/BR	\$78	FSB/BR/FC \$78
FSB/FL	\$78	FSB/FL/FC \$78
FSB/PE	\$53	FSB/PE/FC \$53
FSB/SL	\$53	FSB/SL/FC \$53
FSD/BR	\$78	FSD/BR/FC \$78
FSD/FL	\$78	FSD/FL/FC \$78
FSD/PE	\$53	FSD/PE/FC \$53
FSD/SL	\$53	FSD/SL/FC \$53
FSP/BR	\$78	FSP/BR/FC \$78
FSP/FL	\$78	FSP/FL/FC \$78
FSP/PE	\$53	FSP/PE/FC \$53
FSP/SL	\$53	FSP/SL/FC \$53



Grade C.O.M.	Grade C	Grade D	Grade E	Grade F	Grade G	Grade H	Grade I	Grade J	Grade K	Grade L	Grade M
\$ 4715	\$ 5039	\$ 5124	\$ 5228	\$ 5297	\$ 5434	\$ 5571	\$ 5742	\$ 6085	\$ 6427	\$ 6770	\$ 7456
4802	5126	5211	5316	5385	5521	5658	5828	6171	6514	6857	7542
4762	5086	5170	5275	5344	5481	5618	5789	6132	6475	6818	7503
4849	5172	5258	5362	5431	5568	5705	5876	6218	6561	6904	7590
4046	4370	4455	4559	4628	4765	4902	5073	5415	5758	6101	6787
4133	4457	4541	4646	4715	4852	4989	5159	5502	5845	6188	6874
4130	4454	4538	4643	4712	4849	4986	5156	5499	5842	6184	6871
4216	4540	4625	4730	4799	4936	5073	5242	5586	5929	6272	6958

INFORMATION

Moisture Barrier \$314
TB133 \$523

C.O.M. Requirements

C.O.M. yardage requirements listed above are based on plain goods 54" wide. If less than 54" wide or fabrics requiring matching (stripes, plaids, prints, large patterns), additional yardage will be needed. Consult C.O.M. matrix on the Ordering C.O.M., and C.O.L. page for additional yardage needed. For C.O.M. fabric sent to KI-High Point on multiple rolls, add an additional yard of fabric per roll to the yardage requirements.

C.O.L. Requirements

Figure 18 sq. ft. of leather (C.O.L.) for each yard shown (i.e., 4.75 x 18 = 85.5 sq ft).

Contrasting Upholstery

When contrasting fabric is chosen, price at highest in-grade.

Construction

Frame constructed of kiln-dried lumber, lam-

inated hardwood plywood, and 14-gauge steel. Tight seats and backs are wrapped with multiple densities of polyurethane foam. Exposed wood components are constructed from solid hardwood and finished with a conversion varnish.

California TB133 Fire Safety Code

The above seating products can be manufactured using the appropriate flame-retardant materials and fabric selection for compliance to California Technical Bulletin 133. Add "FR" to end of model number and add upcharge. Please contact KI customer service for fabric compliance. Not available with moisture barrier. Gore or Nano-Tex treatments can be used when TB133 is required.

Options

Powder Coat for Handle and Drawer Pull
See color addendum for standard powder coat selections. Additional KI powder coat colors are available at an \$894 list upcharge per order.

Options

Available in leather as a special.

SPECIAL SERVICES

Special Carton Marking

With specially marked information N/C

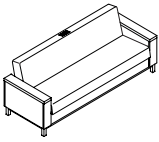
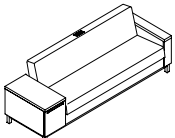
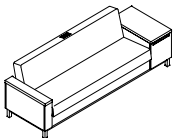
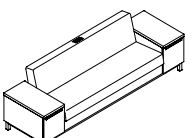
Shipping

Shipped **assembled unless replacement parts which ship k.d. freight prepaid High Point, North Carolina 27263** factory. Freight class #175.

Specifications and prices are subject to change without prior notice.

LaResta® Day Bed

Modern

MODEL	Features	COM	MODEL NUMBER					Approx. Packaged Weight
			Basic Model	Non-Contrast or Fabric Contrast 1	Fabric Contrast 2	Paint Color	Laminate Color	
 LRSTA	Modern, No Storage	Non-contrast 10.5 yd	FNS	□□□□		□□	□□□	255#
	• 1 = Back and arms (Fabric Contrast 1) C.O.M. = 7.25 yd	Contrast	FNS/FC	□□□□	□□□□	□□	□□□	255#
	• 2 = Seat (Fabric Contrast 2) C.O.M. = 3 yd							
 LRSTA	Modern, Storage Left Side	Non-contrast 11 yd	FS1/LFS	□□□□		□□	□□□	290#
	• 1 = Back and arms (Fabric Contrast 1) C.O.M. = 7.5 yd	Contrast	FS1/LFS/FC	□□□□	□□□□	□□	□□□	290#
	• 2 = Seat (Fabric Contrast 2) C.O.M. = 3 yd							
 LRSTA	Modern, Storage Right Side	Non-contrast 11 yd	FS1/RFS	□□□□		□□	□□□	290#
	• 1 = Back and arms (Fabric Contrast 1) C.O.M. = 7.5 yd	Contrast	FS1/RFS/FC	□□□□	□□□□	□□	□□□	290#
	• 2 = Seat (Fabric Contrast 2) C.O.M. = 3 yd							
 LRSTA	Modern, Storage Both Sides	Non-contrast 11.25 yd	FSS	□□□□		□□	□□□	325#
	• 1 = Back and arms (Fabric Contrast 1) C.O.M. = 8.25 yd	Contrast	FSS/FC	□□□□	□□□□	□□	□□□	325#
	• 2 = Seat (Fabric Contrast 2) C.O.M. = 3 yd							

A

B

C

D

E

HOW TO ORDER

Indicate the following information on order form:

1. Quantity of each item.
2. Model number, including options. See "How To Build a Model Number".
3. Any special service required.

Note: • The □ indicates that a choice is required.
• The absence of the □ indicates that no choice is required.

HOW TO BUILD A MODEL NUMBER

- Select basic model.
- Select non-contrast or fabric contrast 1. Refer to Upholstery Fabric cards in the KI Fabrics & Finishes binder.
- Select fabric contrast 2. Refer to Upholstery Fabric cards in the KI Fabrics & Finishes binder.
- Select frame color. Refer to color addendum at ki.com or in KI Price List or KI Fabrics & Finishes binder.
- Select laminate color. Refer to color addendum at ki.com or in KI Price List or KI Fabrics & Finishes binder.

INFORMATION

Moisture Barrier \$314
TB133 \$523

C.O.M. Requirements

C.O.M. yardage requirements listed above are based on plain goods 54" wide. If less than 54" wide or fabrics requiring matching (stripes, plaids, prints, large patterns), additional yardage will be needed. Consult C.O.M. matrix on the Ordering C.O.M., and C.O.L. page for additional yardage needed. For C.O.M. fabric sent to KI-High Point on multiple rolls, add an additional yard of fabric per roll to the yardage requirements.

C.O.L. Requirements

Figure 18 sq. ft. of leather (C.O.L.) for each yard shown (i.e., 4.75 x 18 = 85.5 sq ft).

Contrasting Upholstery

When contrasting fabric is chosen, price at highest in-grade.

Construction

Frame constructed of kiln-dried lumber, lam-

inated hardwood plywood, and 14-gauge steel. Tight seats and backs are wrapped with multiple densities of polyurethane foam. Laminate must be selected; see the color addendum for selections.

California TB133 Fire Safety Code

The above seating products can be manufactured using the appropriate flame-retardant materials and fabric selection for compliance to California Technical Bulletin 133. Add "FR" to end of model number and add upcharge. Please contact KI customer service for fabric compliance. Not available with moisture barrier. Gore or Nano-Tex treatments can be used when TB133 is required.

Options

Powder Coat for Handle and Drawer Pull See color addendum for standard powder coat selections. Additional KI powder coat colors are available at an \$894 list upcharge per order.



Grade C.O.M.	Grade C	Grade D	Grade E	Grade F	Grade G	Grade H	Grade I	Grade J	Grade K	Grade L	Grade M
\$ 3460	\$ 3785	\$ 3869	\$ 3974	\$ 4043	\$ 4180	\$ 4317	\$ 4487	\$ 4830	\$ 5172	\$ 5516	\$ 6202
3547	3871	3956	4061	4130	4266	4403	4574	4917	5260	5603	6288
\$ 3722	\$ 4062	\$ 4150	\$ 4259	\$ 4331	\$ 4475	\$ 4619	\$ 4798	\$ 5156	\$ 5516	\$ 5876	\$ 6593
3808	4148	4238	4346	4418	4562	4706	4884	5242	5603	5962	6681
\$ 3722	\$ 4062	\$ 4150	\$ 4259	\$ 4331	\$ 4475	\$ 4619	\$ 4798	\$ 5156	\$ 5516	\$ 5876	\$ 6593
3808	4148	4238	4346	4418	4562	4706	4884	5242	5603	5962	6681
\$ 3742	\$ 4082	\$ 4172	\$ 4280	\$ 4352	\$ 4496	\$ 4640	\$ 4818	\$ 5178	\$ 5537	\$ 5896	\$ 6615
3830	4170	4258	4367	4439	4584	4727	4905	5264	5623	5983	6701

Options

Available in leather as a special.

SPECIAL SERVICES

Special Carton Marking

With specially marked information N/C

Shipping

Shipped **assembled unless replacement parts which ship k.d. freight prepaid High Point, North Carolina 27263** factory. Freight class #175.

Specifications and prices are subject to change without prior notice.

Perth®

General Information



Perth® Lounge Sleeper



Perth® Loveseat Sleeper



Perth® Recliner



Perth® Recliner Wall Saver



Perth® Patient Chair (Open Arm)

Dimensions

Overall width	31.5"	60.5"	28.75"	35.5"	23.5"
Overall depth	37.5"	37.5"	36"	34"	27.25"
Overall height	33.5"	33.5"	44"	41"	42.5"
Seat width	27.5"	56"	24.5"	23.5"	20.5"
Seat depth	20"	20"	20.75"	20.5"	19.5"
Seat height	17"	17"	19"	19"	19.5"
Arm height	26"	26"	25.5"	25.5"	26"
Overall depth in sleep position	82"	82"			
Sleep surface depth	77"	77" LFS/RFS/DS			
Sleep surface width	27.5"	27.5" LFS/RFS 56" DS			
Sleep surface thickness	3.5"	3.5" LFS/RFS/DS			
Full recline depth			67.25"	63"	

SPECIFICATIONS

Complimentary Furniture

The following lounge collections offer complimentary furniture that creates continuity and a cohesive look throughout a facility. These complimentary pieces can be found in other sections of the KI price list.

PERTH HEALTHCARE SEATING - Perth® Multiple Seating, LaResta® Day Bed (FSD/PE)

UPHOLSTERY INFORMATION

C.O.M. Fabric

For C.O.M. fabric sent to KI-High Point on multiple rolls, add an additional yard of fabric per roll to the yardage requirements. Multiple rolls have shorter pieces of fabric on them and do not allow nesting and stacking of the fabric to achieve the best yield as is done with one large roll. This results in yardage shortages and requests for additional fabric from the

client, which can hold up the order. For each roll that is sent, one yard needs to be added and needs to be added to one of the rolls, not separately.

SPECIAL FINISH MATCHES

KI can match special finish requests at an upcharge of \$58 List per item, up to 12 or a maximum charge of \$627 List per order per color. Special finish requests must be sent to your KI customer service representative.

Upon receipt from KI, the finishing department will prepare a "strike-off" which will be sent to the customer for approval.

The approval form accompanying the strike-off should be faxed to your KI customer service representative. Upon receipt of the signed approval form, KI will proceed with the order. Disapproved samples may be sent back to KI directly with an explanation of disapproval. A Special Finish Number (SFN) will be assigned to this finish sample for future reference or reorders.



**Perth® Patient Chair
(Closed Arm)**



**Perth® Motion Patient
Chair (Open Arm)**



**Perth® Patient Chair
Ottoman**



**Perth® Bariatric Chair
(Open Arm)**



**Perth® Glider (Closed
Arm)**

Dimensions

Overall width	23.5"	24.75"	19.25"	32.75"	24.25"
Overall depth	27.25"	29"	21.25"	25.5"	26.5"
Overall height	42.5"	43.5"	13.25"	34"	41.5"
Seat width	20.5"	20.75"		29.75"	21.25"
Seat depth	19.5"	18.5"		19.75"	20"
Seat height	19.5"	18.75"		19.75"	19"
Arm height	26"	24"		25.5"	24.5"
Maximum glide range					11"
Minimum distance from wall					9.5"

INFORMATION

Warranty

Refer to KI Terms & Conditions document or visit ki.com

PRLS

Lounge Sleeper

- 1 = Seat and back/sleep surface (Fabric Contrast 1) C.O.M. = 3.75 yd
- 2 = Arms and frame (Fabric Contrast 2) C.O.M. = 4.5 yd

Indicate the following information on order form:

1. Quantity of each item.
2. Model number, including options. See "How To Build a Model Number".
3. Any special service required.

Note: • The ☐ indicates that a choice is required.

- The absence of the ☐ indicates that no choice is required.

- A** Select basic model.
- B** Select non-contrast or fabric contrast 1.
Refer to Upholstery Fabric cards in the KI Fabrics & Finishes binder.
- C** Select fabric contrast 2.
Refer to Upholstery Fabric cards in the KI Fabrics & Finishes binder.
- D** Select pull handle color.
Refer to color addendum at ki.com or in KI Price List or KI Fabrics & Finishes binder.
- E** Select wood finish color.
Refer to color addendum at ki.com or in KI Price List or KI Fabrics & Finishes binder.
For Kensington Maple add upcharge.

- See pricing column for moisture barrier upcharge.

NC	= No casters (standard)
RCST	= Locking casters-rear only; add \$58
FRCST	= Locking casters-fixed front/rear swivel; add \$116

G Select armcaps.

WAC	= Wood (standard)
PAC	= Polyurethane (pair); add \$161
UAC	= Upholstered (pair); add \$116

Armcap upholstery matches seat back
(Fabric Contrast 1) C.O.M. yardage = 1
yd per pair.

H Select TB133.

NFR	= No TB133 fire retardant
FR	= Fire retardant

See pricing column for TB133 upcharge.

1 Select moisture barrier.

NMB	= No moisture barrier
MB	= Moisture barrier



Approx. Packaged Weight	Grade C.O.M.	Grade C	Grade D	Grade E & C.O.L.	Grade F	Grade G	Grade H	Grade I	Grade J	Grade K	Grade L Leather	Grade M Leather	TB133 add to list price	Moisture Barrier add to list price
175#	\$ 2355	\$ 2397	\$ 2465	\$ 2548	\$ 2603	\$ 2713	\$ 2823	\$ 2960	\$ 3235	\$ 3510	\$ 3785	\$ 4334	\$ 329	\$ 116
175#	2400	2443	2511	2593	2649	2759	2868	3005	3280	3556	3831	4381	329	116
25#	\$ 571	\$ 601	\$ 659	\$ 723	\$ 773	\$ 861	\$ 947	\$ 1126	\$ 1346	\$ 1571	\$ 1790	\$ 2241	\$ 121	\$ 155

KENSINGTON MAPLE UPCHARGE

Kensington Maple requires extended lead-times.

Model	
PLS	\$26
PLS/FC	\$26
PLSS/LFS	\$26
PLSS/RFS	\$26
PLSS/DS	\$26
PLSS/LFS/FC	\$26
PLSS/RFS/FC	\$26
PLSS/DS/FC	\$26

INFORMATION

C.O.M. Requirements

C.O.M. yardage requirements listed above are based on plain goods 54" wide. If less than 54" wide or fabrics requiring matching (stripes, plaids, prints, large patterns), additional yardage will be needed. Consult C.O.M. matrix on the Ordering C.O.M., and C.O.L. page for additional yardage needed. For C.O.M. fabric sent to KI-High Point on multiple rolls, add an additional yard of fabric per roll to the yardage requirements.

C.O.L. Requirements

Figure 18 sq. ft. of leather (C.O.L.) for each yard shown (i.e., 4.75 x 18 = 85.5 sq ft).

Contrasting Upholstery

When contrasting fabric is chosen, price at highest in-grade.

Moisture Barrier

Moisture barrier is applied underneath the fabric cover as a means of protecting the foam. Not available with TB133.

California TB133 Fire Safety Code

The above seating products can be manufactured using the appropriate flame-retardant materials and fabric selection for compliance to California Technical Bulletin 133. Add "FR" to end of model number and add upcharge. Please contact KI customer service for fabric compliance. Not available with moisture barrier. Gore or Nano-Tex treatments can be used when TB133 is required.

Construction

Seat and back frame constructed of welded structural steel. Arms constructed of kiln-dried hardwood. Arms are not field replaceable. Cushions constructed of multiple densities of polyurethane foam. Storage boxes constructed of laminated plywood, black paint standard.

SPECIAL SERVICES

Special Carton Marking

With specially marked information N/C

Shipping

Shipped **assembled freight prepaid f.o.b. High Point, North Carolina 27263** factory. Freight class #175.

Specifications and prices are subject to change without prior notice.

HOW TO ORDER

1. Quantity of each item.
2. Model number, including options. See "How To Build a Model Number".
3. Any special service required.

Note: • The ☐ indicates that a choice is required.
• The absence of the ☐ indicates that no choice is required.

HOW TO BUILD A MODEL NUMBER

- A** Select basic model.
- B** Select non-contrast or fabric contrast 1.
Refer to Upholstery Fabric cards in the KI Fabrics & Finishes binder.
- C** Select fabric contrast 2.
Refer to Upholstery Fabric cards in the KI Fabrics & Finishes binder.
- D** Select pull handle color.
Refer to color addendum at ki.com or in KI Price List or KI Fabrics & Finishes binder.
- E** Select wood finish color.
Refer to color addendum at ki.com or in KI Price List or KI Fabrics & Finishes binder.
For Kensington Maple add upcharge.

- F** Select armcaps.
- | | |
|------------|----------------------------------|
| WAC | = Wood (standard) |
| PAC | = Polyurethane (pair); add \$161 |
| UAC | = Upholstered (pair); add \$116 |
- Armcap upholstery matches seat back
(Fabric Contrast 1) C.O.M. yardage = 1
yd per pair.
- G** Select TB133.
- | | |
|------------|---------------------------|
| NFR | = No TB133 fire retardant |
| FR | = Fire retardant |
- See pricing column for TB133 upcharge.
- H** Select moisture barrier.
- | | |
|------------|-----------------------|
| NMB | = No moisture barrier |
| MB | = Moisture barrier |
- See pricing column for moisture barrier
upcharge.

KENSINGTON MAPLE UPCHARGE

Model	
PLS	\$26
PLS/FC	\$26
PLSS/LFS	\$26
PLSS/RFS	\$26
PLSS/DS	\$26
PLSS/LFS/FC	\$26
PLSS/RFS/FC	\$26
PLSS/DS/FC	\$26



Grade C.O.M.	Grade C	Grade D	Grade E & C.O.L.	Grade F	Grade G	Grade H	Grade I	Grade J	Grade K	Grade L Leather	Grade M Leather	TB133 add to list price	Moisture Barrier add to list price
\$ 3720	\$ 3804	\$ 3942	\$ 4109	\$ 4221	\$ 4444	\$ 4666	\$ 4943	\$ 5500	\$ 6055	\$ 6613	\$ 7956	\$ 432	\$ 260
3789	3873	4011	4178	4290	4512	4735	5012	5569	6125	6682	8025	432	260

\$ 3720	\$ 3804	\$ 3942	\$ 4109	\$ 4221	\$ 4444	\$ 4666	\$ 4943	\$ 5500	\$ 6055	\$ 6613	\$ 7956	\$ 432	\$ 260
3789	3873	4011	4178	4290	4512	4735	5012	5569	6125	6682	8025	432	260

INFORMATION

C.O.M. Requirements

C.O.M. yardage requirements listed above are based on plain goods 54" wide. If less than 54" wide or fabrics requiring matching (stripes, plaids, prints, large patterns), additional yardage will be needed. Consult C.O.M. matrix on the Ordering C.O.M., and C.O.L. page for additional yardage needed. For C.O.M. fabric sent to KI-High Point on multiple rolls, add an additional yard of fabric per roll to the yardage requirements.

C.O.L. Requirements

Figure 18 sq. ft. of leather (C.O.L.) for each yard shown (i.e., 4.75 x 18 = 85.5 sq ft).

Contrasting Upholstery

When contrasting fabric is chosen, price at highest in-grade.

Moisture Barrier

Moisture barrier is applied underneath the fabric cover as a means of protecting the foam. Not available with TB133.

California TB133 Fire Safety Code

The above seating products can be manufactured using the appropriate flame-retardant materials and fabric selection for compliance to California Technical Bulletin 133. Add "FR" to end of model number and add upcharge. Please contact KI customer service for fabric compliance. Not available with moisture barrier. Gore or Nano-Tex treatments can be used when TB133 is required.

Options

Casters are NOT available on PLSS loveseat sleeper.

Construction

Seat and back frame constructed of welded structural steel. Arms constructed of kiln-dried hardwood. Arms are not field replaceable. Cushions constructed of multiple densities of polyurethane foam. Storage boxes constructed of laminated plywood, black paint standard.

SPECIAL SERVICES

Special Carton Marking


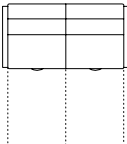
With specially marked information N/C

Shipping

Shipped **assembled freight prepaid f.o.b. High Point, North Carolina 27263** factory. Freight class #175.

Specifications and prices are subject to change without prior notice.

Perth®
Sleeper

			MODEL NUMBER								Approx. Packaged Weight
			Basic Model	Non-Contrast or Fabric Contrast 1	Fabric Contrast 2	Pull Color	Wood Finish	Arm Cap	TB133	Moisture Barrier	
  PRLS Loveseat Sleeper - DS (Open, Both Sides Facing) • 1 = Seat and back/sleep surface (Fabric Contrast 1) C.O.M. = 7.5 yd • 2 = Arms and frame (Fabric Contrast 2) C.O.M. = 5.5 yd	Non-contrast	13 yd	PLSS/DS	<input type="checkbox"/> <input type="checkbox"/> <input type="checkbox"/> <input type="checkbox"/>		<input type="checkbox"/> <input type="checkbox"/> <input type="checkbox"/> <input type="checkbox"/>	<input type="checkbox"/> <input type="checkbox"/> <input type="checkbox"/>	<input type="checkbox"/> <input type="checkbox"/> <input type="checkbox"/>	<input type="checkbox"/> <input type="checkbox"/> <input type="checkbox"/>	255#	
	Contrast		PLSS/DS/FC	<input type="checkbox"/> <input type="checkbox"/> <input type="checkbox"/> <input type="checkbox"/>	<input type="checkbox"/> <input type="checkbox"/> <input type="checkbox"/> <input type="checkbox"/>	<input type="checkbox"/> <input type="checkbox"/> <input type="checkbox"/> <input type="checkbox"/>	<input type="checkbox"/> <input type="checkbox"/> <input type="checkbox"/>	<input type="checkbox"/> <input type="checkbox"/> <input type="checkbox"/>	<input type="checkbox"/> <input type="checkbox"/> <input type="checkbox"/>	255#	
			A	B	C	D	E	F	G	H	

HOW TO ORDER

Indicate the following information on order form:

- 1. Quantity of each item.
- 2. Model number, including options. See "How To Build a Model Number".
- 3. Any special service required.

Note: •The ☐ indicates that a choice is required.
•The absence of the ☐ indicates that no choice is required.

HOW TO BUILD A MODEL NUMBER

- A** Select basic model.
- B** Select non-contrast or fabric contrast 1. Refer to Upholstery Fabric cards in the KI Fabrics & Finishes binder.
- C** Select fabric contrast 2. Refer to Upholstery Fabric cards in the KI Fabrics & Finishes binder.
- D** Select pull handle color. Refer to color addendum at ki.com or in KI Price List or KI Fabrics & Finishes binder.
- E** Select wood finish color. Refer to color addendum at ki.com or in KI Price List or KI Fabrics & Finishes binder. For Kensington Maple add upcharge.

- F** Select armcaps.
WAC = Wood (standard)
PAC = Polyurethane (pair); add \$161
UAC = Upholstered (pair); add \$116
Armcap upholstery matches seat back (Fabric Contrast 1) C.O.M. yardage = 1 yd per pair.
- G** Select TB133.
NFR = No TB133 fire retardant
FR = Fire retardant
See pricing column for TB133 upcharge.
- H** Select moisture barrier.
NMB = No moisture barrier
MB = Moisture barrier
See pricing column for moisture barrier upcharge.

KENSINGTON MAPLE UPCHARGE

Kensington Maple requires extended lead-times.	
Model	
PLS	\$26
PLS/FC	\$26
PLSS/LFS	\$26
PLSS/RFS	\$26
PLSS/DS	\$26
PLSS/LFS/FC	\$26
PLSS/RFS/FC	\$26
PLSS/DS/FC	\$26



Grade C.O.M.	Grade C	Grade D	Grade E & C.O.L.	Grade F	Grade G	Grade H	Grade I	Grade J	Grade K	Grade L Leather	Grade M Leather	TB133 add to list price	Moisture Barrier add to list price
\$ 4833	\$ 4918	\$ 5056	\$ 5222	\$ 5335	\$ 5556	\$ 5779	\$ 6057	\$ 6614	\$ 7169	\$ 7726	\$ 9069	\$ 432	\$ 260
4902	4987	5125	5291	5404	5625	5848	6126	6683	7238	7795	9138	432	260

INFORMATION

C.O.M. Requirements

C.O.M. yardage requirements listed above are based on plain goods 54" wide. If less than 54" wide or fabrics requiring matching (stripes, plaids, prints, large patterns), additional yardage will be needed. Consult C.O.M. matrix on the Ordering C.O.M., and C.O.L. page for additional yardage needed. For C.O.M. fabric sent to KI-High Point on multiple rolls, add an additional yard of fabric per roll to the yardage requirements.

C.O.L. Requirements

Figure 18 sq. ft. of leather (C.O.L.) for each yard shown (i.e., 4.75 x 18 = 85.5 sq ft).

Contrasting Upholstery

When contrasting fabric is chosen, price at highest in-grade.

Moisture Barrier

Moisture barrier is applied underneath the fabric cover as a means of protecting the foam. Not available with TB133.

California TB133 Fire Safety Code

The above seating products can be manufactured using the appropriate flame-retardant materials and fabric selection for compliance to California Technical Bulletin 133. Add "FR" to end of model number and add upcharge. Please contact KI customer service for fabric compliance. Not available with moisture barrier. Gore or Nano-Tex treatments can be used when TB133 is required.

Options

Casters are NOT available on PLSS loveseat sleeper.

Construction

Seat and back frame constructed of welded structural steel. Arms constructed of kiln-dried hardwood. Arms are not field replaceable. Cushions constructed of multiple densities of polyurethane foam. Storage boxes constructed of laminated plywood, black paint standard.

SPECIAL SERVICES

Special Carton Marking

With specially marked information N/C

Shipping

Shipped **assembled freight prepaid f.o.b. High Point, North Carolina 27263** factory. Freight class #175.

Specifications and prices are subject to change without prior notice.

Perth®

Sleeper Replacement Parts

				MODEL NUMBER				Approx. Packaged Weight
				Basic Model	Non-Contrast or Fabric Contrast 1	TB133	Moisture Barrier	
MODEL	Features	COM						
PRLS	Loveseat Sleeper Replacement Seat & Back Cushions - LFS • Open, left side facing	Non-contrast	3.75 yd	PLSSC/LFS	□□□□	□□□	□□□	25#
PRLS	Loveseat Sleeper Replacement Seat & Back Cushions - RFS • Open, right side facing	Non-contrast	3.75 yd	PLSSC/RFS	□□□□	□□□	□□□	25#
PRLS	Loveseat Sleeper Replacement Seat & Back Cushions - DS • Open, both sides facing	Non-contrast	7.5 yd	PLSSC/DS	□□□□	□□□	□□□	50#
				A	B	C	D	

HOW TO ORDER

Indicate the following information on order form:

- 1. Quantity of each item.
- 2. Model number, including options. See "How To Build a Model Number".
- 3. Any special service required.

Note: •The □ indicates that a choice is required.
•The absence of the □ indicates that no choice is required.

HOW TO BUILD A MODEL NUMBER

- A Select basic model.
- B Select non-contrast or fabric contrast 1. Refer to Upholstery Fabric cards in the KI Fabrics & Finishes binder.
- C Select TB133.
NFR = No TB133 fire retardant
FR = Fire retardant
See pricing column for TB133 upcharge.
- D Select moisture barrier.
NMB = No moisture barrier
MB = Moisture barrier
See pricing column for moisture barrier upcharge.

INFORMATION

Moisture Barrier
Moisture barrier is applied underneath the fabric cover as a means of protecting the foam. Not available with TB133.

C.O.M. Requirements
C.O.M. yardage requirements listed above are based on plain goods 54" wide. If less than 54" wide or fabrics requiring matching (stripes, plaids, prints, large patterns), additional yardage will be needed. Consult C.O.M. matrix on the Ordering C.O.M., and C.O.L. page for additional yardage needed. For C.O.M. fabric sent to KI-High Point on multiple rolls, add an additional yard of fabric per roll to the yardage requirements.

C.O.L. Requirements
Figure 18 sq. ft. of leather (C.O.L.) for each yard shown (i.e., 4.75 x 18 = 85.5 sq ft).

California TB133 Fire Safety Code
The above seating products can be manufactured using the appropriate flame-retardant materials and fabric selection for compliance

to California Technical Bulletin 133. Add "FR" to end of model number and add upcharge. Please contact KI customer service for fabric compliance. Not available with moisture barrier. Gore or Nano-Tex treatments can be used when TB133 is required.



Grade C.O.M.	Grade C	Grade D	Grade E & C.O.L.	Grade F	Grade G	Grade H	Grade I	Grade J	Grade K	Grade L Leather	Grade M Leather	TB133 add to list price	Moisture Barrier add to list price
\$ 635	\$ 653	\$ 686	\$ 725	\$ 751	\$ 802	\$ 852	\$ 917	\$ 1045	\$ 1173	\$ 1301	\$ 1560	\$ 121	\$ 155
\$ 635	\$ 653	\$ 686	\$ 725	\$ 751	\$ 802	\$ 852	\$ 917	\$ 1045	\$ 1173	\$ 1301	\$ 1560	\$ 121	\$ 155
\$ 1271	\$ 1305	\$ 1372	\$ 1449	\$ 1502	\$ 1604	\$ 1705	\$ 1835	\$ 2091	\$ 2345	\$ 2604	\$ 3120	\$ 121	\$ 155

SPECIAL SERVICES

Special Carton Marking

With specially marked information N/C

Shipping

Shipped **knockdown freight prepaid f.o.b. High Point, North Carolina 27263** factory. Freight class #175.

Specifications and prices are subject to change without prior notice.

PRRL
PR Replacement Cover Set

Note: • The ☐ indicates that a choice is required.
• The absence of the ☐ indicates that no choice is required.

1 Select moisture barrier.

NMB	= No moisture barrier
MB	= Moisture barrier



Approx. Packaged Weight	Grade C.O.M.	Grade C	Grade D	Grade E & C.O.L.	Grade F	Grade G	Grade H	Grade I	Grade J	Grade K	Grade L Leather	Grade M Leather	Moisture Barrier add to list price
150#	\$ 2166	\$ 2207	\$ 2270	\$ 2346	\$ 2398	\$ 2501	\$ 2603	\$ 2731	\$ 2989	\$ 3245	\$ 3501	\$ 4015	\$ 116
150#	2235	2276	2339	2415	2467	2570	2672	2800	3058	3314	3570	4084	116
5#	\$ 409	\$ 431	\$ 469	\$ 515	\$ 544	\$ 604	\$ 664	\$ 738	\$ 889	\$ 1038	\$ 1188	\$ 1487	\$ 68

INFORMATION

TB133 \$266
 TB133 NOT available with poly cap option.

Kensington Maple Upcharge

Kensington Maple requires extended lead-times.

Model
 PR \$26

Options

Additional options may be ordered.
 Add /XX to the end of the model number and upcharge.

Trendelenberg
 /TM and \$144

Catheter attachment
 /CA and \$39

Adjustable pillow (C.O.M. = .75 yd)
 /PW and \$155

Head support and/or pillow contrast fabric
 will match back fabric selection.

Posey restraints may be done as a special.

C.O.M. Requirements

C.O.M. yardage requirements listed above are based on plain goods 54" wide. If less than 54" wide or fabrics requiring matching (stripes, plaids, prints, large patterns), additional yardage will be needed. Consult C.O.M. matrix on the Ordering C.O.M., and C.O.L. page for additional yardage needed. For C.O.M. fabric sent to KI-High Point on multiple rolls, add an additional yard of fabric per roll to the yardage requirements.

C.O.L. Requirements

Figure 18 sq. ft. of leather (C.O.L.) for each yard shown (i.e., 4.75 x 18 = 85.5 sq ft).

Contrasting Upholstery

When contrasting fabric is chosen, price at highest in-grade.

California TB133 Fire Safety Code

The above seating products can be manufac-

tured using the appropriate flame-retardant materials and fabric selection for compliance to California Technical Bulletin 133. Add "FR" to end of model number and add upcharge. Please contact KI customer service for fabric compliance. Not available with moisture barrier. Gore or Nano-Tex treatments can be used when TB133 is required.

Construction

Seat platform constructed of tubular steel and kiln-dried hardwood. Back constructed of kiln-dried hardwood and laminated plywood. Arms constructed of kiln-dried hardwood. Cushioning of multiple densities of polyurethane foam and dacron fiber.

SPECIAL SERVICES

Special Carton Marking

With specially marked information N/C


Shipping

Shipped **assembled freight prepaid f.o.b. High Point, North Carolina 27263** factory. Freight class #150.

Specifications and prices are subject to change without prior notice.

Perth®

Recliner

			MODEL NUMBER									
			Basic Model	Non-Contrast or Fabric Contrast 1	Fabric Contrast 2	I.V. Pole	Casters	Arm Cap	Magazine Rack	Wood Finish	Laminate Color	
Features	COM											
	Left facing	6.5 yd	PR/LFT/LT	□□□□		□□□□□	□□□□□□	□□□	□□□	□□□	□□□	
	Right facing	6.5 yd	PR/RFT/LT	□□□□		□□□□□	□□□□□□	□□□	□□□	□□□	□□□	
PRRL												
Recliner (w/ Laminate Side Articulating Tablet) - Non-contrast												
Recliner (w/ Laminate Side Articulating Tablet) - Contrast												
• 1 = Back and arms (Fabric Contrast 1) C.O.M. = 5.75 yd (includes front kick panel below seat and footrest on applicable models)												
• 2 = Seat (Fabric Contrast 2) C.O.M. = 1.75 yd												

HOW TO ORDER

Indicate the following information on order form:

1. Quantity of each item.
2. Model number, including options. See "How To Build a Model Number".
3. Any special service required.

Note: • The □ indicates that a choice is required.
• The absence of the □ indicates that no choice is required.

HOW TO BUILD A MODEL NUMBER

- A** Select basic model.
- B** Select non-contrast or fabric contrast 1.
Refer to Upholstery Fabric cards in the KI Fabrics & Finishes binder.
- C** Select fabric contrast 2.
Refer to Upholstery Fabric cards in the KI Fabrics & Finishes binder.
- D** Select I.V. pole (facing).
LFFIV = Left front pole; add \$260
LRFIV = Left rear pole; add \$260
NS = No pole
RFFIV = Right front pole; add \$260
RRFIV = Right rear pole; add \$260
 I.V. Pole front mount ONLY when ordering Lateral Head Supports.
- E** Select casters.
CSTRPB = Casters & pushbar (standard)

LEGS = Legs, no casters or pushbar; add \$58
 Casters not meant or warranted for patient transport.

- F** Select armcaps.
WAC = Wood (standard)
PAC = Black poly (pair); add \$80
UAC = Upholstered (pair); add \$116
 Upholstered armcap fabric will match arms fabric selection (Fabric Contrast 1).
 C.O.M. = 1 yd

- G** Select magazine rack.
NMR = No rack
LFM = Left side rack; add \$174
RFM = Right side rack; add \$174
 Magazine rack fabric will match arm fabric selection (Fabric Contrast 1).
 C.O.M. = .5 yd

- H** Select wood finish color.
 Refer to color addendum at ki.com or in

KI Price List or KI Fabrics & Finishes binder.

- I** Select laminate color.
 Refer to color addendum at ki.com or in KI Price List or KI Fabrics & Finishes binder.



Approx. Packaged Weight	Grade C.O.M.	Grade C	Grade D	Grade E & C.O.L.	Grade F	Grade G	Grade H	Grade I	Grade J	Grade K	Grade L Leather	Grade M Leather
155#	\$ 2368	\$ 2409	\$ 2472	\$ 2548	\$ 2600	\$ 2703	\$ 2804	\$ 2933	\$ 3191	\$ 3447	\$ 3703	\$ 4217
155#	2368	2409	2472	2548	2600	2703	2804	2933	3191	3447	3703	4217

155#	\$ 2437	\$ 2478	\$ 2541	\$ 2617	\$ 2669	\$ 2772	\$ 2873	\$ 3002	\$ 3260	\$ 3516	\$ 3772	\$ 4286
155#	2437	2478	2541	2617	2669	2772	2873	3002	3260	3516	3772	4286

INFORMATION

Moisture Barrier \$116
 TB133 \$266
 TB133 NOT available with poly cap option.

Kensington Maple Upcharge

Kensington Maple requires extended lead-times.
 Model
 PR \$26

Options

Additional options may be ordered.
 Add /XX to the end of the model number and upcharge.

Trendelenberg
 /TM and \$144

Catheter attachment
 /CA and \$39

Adjustable pillow (C.O.M. = .75 yd)
 /PW and \$155

Head support and/or pillow contrast fabric

will match back fabric selection.

Posey restraints may be done as a special.

C.O.M. Requirements

C.O.M. yardage requirements listed above are based on plain goods 54" wide. If less than 54" wide or fabrics requiring matching (stripes, plaids, prints, large patterns), additional yardage will be needed. Consult C.O.M. matrix on the Ordering C.O.M., and C.O.L. page for additional yardage needed. For C.O.M. fabric sent to KI-High Point on multiple rolls, add an additional yard of fabric per roll to the yardage requirements.

C.O.L. Requirements

Figure 18 sq. ft. of leather (C.O.L.) for each yard shown (i.e., 4.75 x 18 = 85.5 sq ft).

Contrasting Upholstery

When contrasting fabric is chosen, price at highest in-grade.

California TB133 Fire Safety Code

The above seating products can be manufactured using the appropriate flame-retardant materials and fabric selection for compliance to California Technical Bulletin 133. Add "FR" to end of model number and add upcharge. Please contact KI customer service for fabric compliance. Not available with moisture barrier. Gore or Nano-Tex treatments can be used when TB133 is required.

Construction

Seat platform constructed of tubular steel and kiln-dried hardwood. Back constructed of kiln-dried hardwood and laminated plywood. Arms constructed of kiln-dried hardwood. Cushioning of multiple densities of polyurethane foam and dacron fiber.

SPECIAL SERVICES

Special Carton Marking

With specially marked information N/C


Shipping

Shipped **assembled freight prepaid f.o.b. High Point, North Carolina 27263** factory. Freight class #150.

Specifications and prices are subject to change without prior notice.

Perth®

Recliner

			MODEL NUMBER									
Features		COM	Basic Model	Non-Contrast or Fabric Contrast 1	Fabric Contrast 2	I.V. Pole	Casters	Arm Cap	Magazine Rack	Wood Finish	Veneer Color	
	Left facing	6.5 yd	PR/LFT/VT	□□□□		□□□□□	□□□□□□	□□□	□□□	□□□	□□□	
	Right facing	6.5 yd	PR/RFT/VT	□□□□		□□□□□	□□□□□□	□□□	□□□	□□□	□□□	
PRRL												
Recliner (w/ Veneer Side Articulating Tablet) - Non-contrast												
Recliner (w/ Veneer Side Articulating Tablet) - Contrast												
• 1 = Back and arms (Fabric Contrast 1) C.O.M. = 5.75 yd (includes front kick panel below seat and footrest on applicable models)												
• 2 = Seat (Fabric Contrast 2) C.O.M. = 1.75 yd												

HOW TO ORDER

Indicate the following information on order form:

1. Quantity of each item.
2. Model number, including options. See "How To Build a Model Number".
3. Any special service required.

Note: • The □ indicates that a choice is required.
• The absence of the □ indicates that no choice is required.

HOW TO BUILD A MODEL NUMBER

- A** Select basic model.
- B** Select non-contrast or fabric contrast 1.
Refer to Upholstery Fabric cards in the KI Fabrics & Finishes binder.
- C** Select fabric contrast 2.
Refer to Upholstery Fabric cards in the KI Fabrics & Finishes binder.
- D** Select I.V. pole (facing).
LFFIV = Left front pole; add \$260
LRFIV = Left rear pole; add \$260
NS = No pole
RFFIV = Right front pole; add \$260
RRFIV = Right rear pole; add \$260
 I.V. Pole front mount ONLY when ordering Lateral Head Supports.
- E** Select casters.
CSTRPB = Casters & pushbar (standard)

LEGS = Legs, no casters or pushbar; add \$58
 Casters not meant or warranted for patient transport.

- F** Select armcaps.
WAC = Wood (standard)
PAC = Black poly (pair); add \$80
UAC = Upholstered (pair); add \$116
 Upholstered armcap fabric will match arms fabric selection (Fabric Contrast 1).
 C.O.M. = 1 yd

- G** Select magazine rack.
NMR = No rack
LFM = Left side rack; add \$174
RFM = Right side rack; add \$174
 Magazine rack fabric will match arm fabric selection (Fabric Contrast 1).
 C.O.M. = .5 yd

- H** Select wood finish color.
 Refer to color addendum at ki.com or in

KI Price List or KI Fabrics & Finishes binder.

- I** Select veneer color.
 Refer to color addendum at ki.com or in KI Price List or KI Fabrics & Finishes binder.



Approx. Packaged Weight	Grade C.O.M.	Grade C	Grade D	Grade E & C.O.L.	Grade F	Grade G	Grade H	Grade I	Grade J	Grade K	Grade L Leather	Grade M Leather
155#	\$ 2368	\$ 2409	\$ 2472	\$ 2548	\$ 2600	\$ 2703	\$ 2804	\$ 2933	\$ 3191	\$ 3447	\$ 3703	\$ 4217
155#	2368	2409	2472	2548	2600	2703	2804	2933	3191	3447	3703	4217

155#	\$ 2437	\$ 2478	\$ 2541	\$ 2617	\$ 2669	\$ 2772	\$ 2873	\$ 3002	\$ 3260	\$ 3516	\$ 3772	\$ 4286
155#	2437	2478	2541	2617	2669	2772	2873	3002	3260	3516	3772	4286

INFORMATION

Moisture Barrier \$116
 TB133 \$266
 TB133 NOT available with poly cap option.

Kensington Maple Upcharge
 Kensington Maple requires extended lead-times.
 Model
 PR \$26

Options
 Additional options may be ordered.
 Add /XX to the end of the model number and upcharge.

Trendelenberg
 /TM and \$144

Catheter attachment
 /CA and \$39

Adjustable pillow (C.O.M. = .75 yd)
 /PW and \$155

Head support and/or pillow contrast fabric

will match back fabric selection.

Posey restraints may be done as a special.

C.O.M. Requirements
 C.O.M. yardage requirements listed above are based on plain goods 54" wide. If less than 54" wide or fabrics requiring matching (stripes, plaids, prints, large patterns), additional yardage will be needed. Consult C.O.M. matrix on the Ordering C.O.M., and C.O.L. page for additional yardage needed. For C.O.M. fabric sent to KI-High Point on multiple rolls, add an additional yard of fabric per roll to the yardage requirements.

C.O.L. Requirements
 Figure 18 sq. ft. of leather (C.O.L.) for each yard shown (i.e., 4.75 x 18 = 85.5 sq ft).

Contrasting Upholstery
 When contrasting fabric is chosen, price at highest in-grade.

California TB133 Fire Safety Code

The above seating products can be manufactured using the appropriate flame-retardant materials and fabric selection for compliance to California Technical Bulletin 133. Add "FR" to end of model number and add upcharge. Please contact KI customer service for fabric compliance. Not available with moisture barrier. Gore or Nano-Tex treatments can be used when TB133 is required.

Construction

Seat platform constructed of tubular steel and kiln-dried hardwood. Back constructed of kiln-dried hardwood and laminated plywood. Arms constructed of kiln-dried hardwood. Cushioning of multiple densities of polyurethane foam and dacron fiber.

SPECIAL SERVICES

Special Carton Marking


With specially marked information N/C

Shipping

Shipped **assembled freight prepaid f.o.b. High Point, North Carolina 27263** factory. Freight class #150.

Specifications and prices are subject to change without prior notice.

Perth®
Recliner

				MODEL NUMBER							
				Basic Model	Non-Contrast or Fabric Contrast 1	Fabric Contrast 2	Casters	Arm Cap	Magazine Rack	Wood Finish	
MODEL	Features	COM									
 PRRL	Recliner - Wall Saver <ul style="list-style-type: none">1 = Back and arms (Fabric Contrast 1) C.O.M. = 5.5 yd (includes front kick panel below seat and footrest on applicable models)2 = Seat (Fabric Contrast 2) C.O.M. = 1.75 yd	Non-contrast	6.75 yd	PRW	□□□□		□□□	□□□	□□□	□□□	
		Contrast		PRW/FC	□□□□	□□□□	□□□	□□□	□□□	□□□	
PRRL	PRW Replacement Cover Set - Wall Saver			PRWC	□□□□						
				A	B	C	D	E	F	G	

HOW TO ORDER

Indicate the following information on order form:

- 1. Quantity of each item.
- 2. Model number, including options. See "How To Build a Model Number".
- 3. Any special service required.

Note: •The □ indicates that a choice is required.
•The absence of the □ indicates that no choice is required.

HOW TO BUILD A MODEL NUMBER

- A** Select basic model.
- B** Select non-contrast or fabric contrast 1. Refer to Upholstery Fabric cards in the KI Fabrics & Finishes binder.
- C** Select fabric contrast 2. Refer to Upholstery Fabric cards in the KI Fabrics & Finishes binder.
- D** Select casters.
NC = No casters or pushbar
SFR = Casters (rear locking) & pushbar; add \$288
Casters not meant or warranted for patient transport; intended only for moving unoccupied chair for cleaning/house-keeping purposes. Housekeeping-type casters mounted to mechanism not accessible.

- E** Select armcaps.
WAC = Wood (standard)
PAC = Black poly (pair); add \$80
UAC = Upholstered (pair); add \$116
Upholstered armcap fabric will match arms fabric selection (Fabric Contrast 1). C.O.M. = 1 yd
- F** Select magazine rack.
NMR = No rack
RFM = Right side rack; add \$174
Magazine rack fabric will match arm fabric selection (Fabric Contrast 1). C.O.M. = .5 yd
- G** Select wood finish color. Refer to color addendum at ki.com or in KI Price List or KI Fabrics & Finishes binder.

INFORMATION

Moisture Barrier \$116
TB133 \$266
TB133 NOT available with poly cap option.

Kensington Maple Upcharge
Kensington Maple requires extended lead-times.
Model
PRW \$26

Options
Additional options may be ordered. Add /XX to the end of the model number and upcharge.

Catheter attachment
/CA and \$39

C.O.M. Requirements
C.O.M. yardage requirements listed above are based on plain goods 54" wide. If less than 54" wide or fabrics requiring matching (stripes, plaids, prints, large patterns), additional yardage will be needed. Consult C.O.M. matrix on the Ordering C.O.M., and



Approx. Packaged Weight	Grade C.O.M.	Grade C	Grade D	Grade E & C.O.L.	Grade F	Grade G	Grade H	Grade I	Grade J	Grade K	Grade L Leather	Grade M Leather
150#	\$ 1958	\$ 1992	\$ 2048	\$ 2116	\$ 2160	\$ 2251	\$ 2341	\$ 2452	\$ 2678	\$ 2902	\$ 3125	\$ 3577
150#	2229	2263	2319	2386	2431	2521	2612	2723	2949	3173	3395	3847
5#	\$ 392	\$ 414	\$ 451	\$ 495	\$ 526	\$ 586	\$ 647	\$ 722	\$ 870	\$ 1020	\$ 1170	\$ 1470

C.O.L. page for additional yardage needed.
 For C.O.M. fabric sent to KI-High Point on
 multiple rolls, add an additional yard of fab-
 ric per roll to the yardage requirements.

C.O.L. Requirements

Figure 18 sq. ft. of leather (C.O.L.) for each
 yard shown (i.e., 4.75 x 18 = 85.5 sq ft).

Contrasting Upholstery

When contrasting fabric is chosen, price at
 highest in-grade.

California TB133 Fire Safety Code

The above seating products can be manufac-
 tured using the appropriate flame-retardant
 materials and fabric selection for compliance
 to California Technical Bulletin 133. Add
 "FR" to end of model number and add
 upcharge. Please contact KI customer serv-
 ice for fabric compliance. Not available with
 moisture barrier. Gore or Nano-Tex treat-
 ments can be used when TB133 is required.

Construction

Seat platform constructed of tubular steel
 and kiln-dried hardwood. Back constructed
 of kiln-dried hardwood and laminated ply-
 wood. Arms constructed of kiln-dried hard-
 wood. Cushioning of multiple densities of
 polyurethane foam and dacron fiber.

SPECIAL SERVICES

Special Carton Marking




With specially marked information N/C

Shipping

Shipped **assembled freight prepaid f.o.b.**
High Point, North Carolina 27263 factory.
 Freight class #150.

Specifications and prices are subject to change
 without prior notice.

Perth®
Patient Chair

				MODEL NUMBER							
MODEL	Features	COM	Basic Model	Non-Contrast or Fabric Contrast 1	Fabric Contrast 2	Wood Finish	Arm Cap	TB133	Moisture Barrier		
 PRPC	Patient Chair (Open Arm) • 1 = Back (Fabric Contrast 1) C.O.M. = 1.25 yd • 2 = Seat (Fabric Contrast 2) C.O.M. = 1 yd	Non-contrast	POP	□□□□		□□□	□□□	□□□	□□□		
		Contrast	POP/FC	□□□□	□□□□	□□□	□□□	□□□	□□□		
 PRPC	Patient Chair (Closed Arm) • 1 = Back and arms (Fabric Contrast 1) C.O.M. = 3.25 yd • 2 = Seat (Fabric Contrast 2) C.O.M. = 1 yd	Non-contrast	PPP	□□□□		□□□	□□□	□□□	□□□		
		Contrast	PPP/FC	□□□□	□□□□	□□□	□□□	□□□	□□□		
 PRPC	Ottoman	1 yd	POT	□□□□		□□□		□□□	□□□		
			A	B	C	D	E	F	G		

HOW TO ORDER

Indicate the following information on order form:

- 1. Quantity of each item.
- 2. Model number, including options. See "How To Build a Model Number".
- 3. Any special service required.

Note: •The □ indicates that a choice is required.
•The absence of the □ indicates that no choice is required.

HOW TO BUILD A MODEL NUMBER

- A Select basic model.
- B Select non-contrast or fabric contrast 1. Refer to Upholstery Fabric cards in the KI Fabrics & Finishes binder.
- C Select fabric contrast 2. Refer to Upholstery Fabric cards in the KI Fabrics & Finishes binder.
- D Select wood finish color. Refer to color addendum at ki.com or in KI Price List or KI Fabrics & Finishes binder. For Kensington Maple add upcharge.
- E Select armcaps.
WAC = Wood (standard)
PAC = Black poly (pair); add \$111
Not available on TB133 approved chairs.

- F Select TB133.
NFR = No TB133 fire retardant
FR = Fire retardant
See pricing column for TB133 upcharge.
- G Select moisture barrier.
NMB = No moisture barrier
MB = Moisture barrier
See pricing column for moisture barrier upcharge.

KENSINGTON MAPLE UPCHARGE

Kensington Maple requires extended lead-times.	
Model	
POP	\$42
POP/FC	\$42
PPP	\$42
PPP/FC	\$42
POX	\$42
POX/FC	\$42
PPX	\$42
PPX/FC	\$42
POT	\$26



Approx. Packaged Weight	Grade C.O.M.	Grade C	Grade D	Grade E & C.O.L.	Grade F	Grade G	Grade H	Grade I	Grade J	Grade K	Grade L Leather	Grade M Leather	TB133 add to list price	Moisture Barrier add to list price
65#	\$ 988	\$ 1004	\$ 1027	\$ 1058	\$ 1110	\$ 1152	\$ 1192	\$ 1243	\$ 1388	\$ 1493	\$ 1599	\$ 1811	\$ 144	\$ 58
65#	1034	1050	1074	1104	1156	1198	1238	1289	1433	1539	1644	1856	144	58
65#	\$ 1112	\$ 1140	\$ 1181	\$ 1234	\$ 1308	\$ 1378	\$ 1450	\$ 1539	\$ 1771	\$ 1955	\$ 2137	\$ 2505	\$ 202	\$ 86
65#	1158	1185	1227	1281	1354	1424	1496	1584	1817	2001	2183	2551	202	86
20#	\$ 454	\$ 461	\$ 473	\$ 485	\$ 496	\$ 516	\$ 535	\$ 572	\$ 621	\$ 668	\$ 717	\$ 812	\$ 58	\$ 41

INFORMATION

C.O.M. Requirements

C.O.M. yardage requirements listed above are based on plain goods 54" wide. If less than 54" wide or fabrics requiring matching (stripes, plaids, prints, large patterns), additional yardage will be needed. Consult C.O.M. matrix on the Ordering C.O.M., and C.O.L. page for additional yardage needed. For C.O.M. fabric sent to KI-High Point on multiple rolls, add an additional yard of fabric per roll to the yardage requirements.

C.O.L. Requirements

Figure 18 sq. ft. of leather (C.O.L.) for each yard shown (i.e., 4.75 x 18 = 85.5 sq ft).

Contrasting Upholstery

When contrasting fabric is chosen, price at highest in-grade.

Moisture Barrier

Moisture barrier is applied underneath the fabric cover as a means of protecting the foam. Not available with TB133.

California TB133 Fire Safety Code

The above seating products can be manufactured using the appropriate flame-retardant materials and fabric selection for compliance to California Technical Bulletin 133. Add "FR" to end of model number and add upcharge. Please contact KI customer service for fabric compliance. Not available with moisture barrier. Gore or Nano-Tex treatments can be used when TB133 is required.

Construction

Models POP & PPP fixed backs are formed of cross-laminated wood veneer. The motion of models POX & PPX is achieved with a spring steel system cantilevered off a steel understructure. All models use arms constructed from kiln-dried hardwood. Arms are field replaceable, but closed arm models require normal upholstery skills to recover. Cushioning of multiple densities of polyurethane foam and dacron fiber.

SPECIAL SERVICES

Special Carton Marking

With specially marked information N/C

Shipping

Shipped **assembled unless replacement parts which ship k.d. freight prepaid High Point, North Carolina 27263** factory. Freight class #175.

Specifications and prices are subject to change without prior notice.

Perth®
Patient Chair

				MODEL NUMBER							
				Basic Model	Non-Contrast or Fabric Contrast 1	Fabric Contrast 2	Wood Finish	Arm Cap	TB133	Moisture Barrier	
MODEL	Features	CQM									
 PMPc	Motion Patient Chair (Open Arm) <ul style="list-style-type: none">1 = Back (Fabric Contrast 1) C.O.M. = 1.75 yd2 = Seat (Fabric Contrast 2) C.O.M. = 1 yd	Non-contrast	2.5 yd	POX	□□□□		□□□	□□□	□□□	□□□	
		Contrast		POX/FC	□□□□	□□□□	□□□	□□□	□□□	□□□	
 PMPc	Motion Patient Chair (Closed Arm) <ul style="list-style-type: none">1 = Back and arms (Fabric Contrast 1) C.O.M. = 3.25 yd2 = Seat (Fabric Contrast 2) C.O.M. = 1 yd	Non-contrast	4 yd	PPX	□□□□		□□□	□□□	□□□	□□□	
		Non-contrast		PPX/FC	□□□□	□□□□	□□□	□□□	□□□	□□□	
				A	B	C	D	E	F	G	

HOW TO ORDER

Indicate the following information on order form:

- Quantity of each item.
- Model number, including options. See "How To Build a Model Number".
- Any special service required.

Note:

- The □ indicates that a choice is required.
- The absence of the □ indicates that no choice is required.

HOW TO BUILD A MODEL NUMBER

- A** Select basic model.
- B** Select non-contrast or fabric contrast 1. Refer to Upholstery Fabric cards in the KI Fabrics & Finishes binder.
- C** Select fabric contrast 2. Refer to Upholstery Fabric cards in the KI Fabrics & Finishes binder.
- D** Select wood finish color. Refer to color addendum at ki.com or in KI Price List or KI Fabrics & Finishes binder. For Kensington Maple add upcharge.
- E** Select armcaps.
 - WAC** = Wood (standard)
 - PAC** = Black poly (pair); add \$111Not available on TB133 approved chairs.

- F** Select TB133.
 - NFR** = No TB133 fire retardant
 - FR** = Fire retardantSee pricing column for TB133 upcharge.
- G** Select moisture barrier.
 - NMB** = No moisture barrier
 - MB** = Moisture barrierSee pricing column for moisture barrier upcharge.

KENSINGTON MAPLE UPCHARGE

Kensington Maple requires extended lead-times.

Model	
POP	\$42
POP/FC	\$42
PPP	\$42
PPP/FC	\$42
POX	\$42
POX/FC	\$42
PPX	\$42
PPX/FC	\$42
POT	\$26



Approx. Packaged Weight	Grade C.O.M.	Grade C	Grade D	Grade E & C.O.L.	Grade F	Grade G	Grade H	Grade I	Grade J	Grade K	Grade L Leather	Grade M Leather	TB133 add to list price	Moisture Barrier add to list price
65#	\$ 1485	\$ 1500	\$ 1530	\$ 1558	\$ 1642	\$ 1686	\$ 1730	\$ 1783	\$ 1945	\$ 2055	\$ 2166	\$ 2388	\$ 144	\$ 58
65#	1531	1546	1575	1604	1688	1733	1775	1830	1990	2101	2212	2434	144	58
65#	\$ 1684	\$ 1707	\$ 1749	\$ 1799	\$ 1911	\$ 1955	\$ 2047	\$ 2133	\$ 2372	\$ 2548	\$ 2722	\$ 3073	\$ 202	\$ 86
65#	1731	1753	1796	1844	1957	2001	2093	2179	2418	2593	2768	3120	202	86

INFORMATION

C.O.M. Requirements

C.O.M. yardage requirements listed above are based on plain goods 54" wide. If less than 54" wide or fabrics requiring matching (stripes, plaids, prints, large patterns), additional yardage will be needed. Consult C.O.M. matrix on the Ordering C.O.M., and C.O.L. page for additional yardage needed. For C.O.M. fabric sent to KI-High Point on multiple rolls, add an additional yard of fabric per roll to the yardage requirements.

C.O.L. Requirements

Figure 18 sq. ft. of leather (C.O.L.) for each yard shown (i.e., 4.75 x 18 = 85.5 sq ft).

Contrasting Upholstery

When contrasting fabric is chosen, price at highest in-grade.

Moisture Barrier

Moisture barrier is applied underneath the fabric cover as a means of protecting the foam. Not available with TB133.

California TB133 Fire Safety Code

The above seating products can be manufactured using the appropriate flame-retardant materials and fabric selection for compliance to California Technical Bulletin 133. Add "FR" to end of model number and add upcharge. Please contact KI customer service for fabric compliance. Not available with moisture barrier. Gore or Nano-Tex treatments can be used when TB133 is required.

Construction

Models POP & PPP fixed backs are formed of cross-laminated wood veneer. The motion of models POX & PPX is achieved with a spring steel system cantilevered off a steel understructure. All models use arms constructed from kiln-dried hardwood. Arms are field replaceable, but closed arm models require normal upholstery skills to recover. Cushioning of multiple densities of polyurethane foam and dacron fiber.

SPECIAL SERVICES

Special Carton Marking

With specially marked information N/C

Shipping

Shipped **assembled unless replacement parts which ship k.d. freight prepaid High Point, North Carolina 27263** factory. Freight class #175.

Specifications and prices are subject to change without prior notice.

Perth®

Patient Chair Replacement Parts

				MODEL NUMBER					Approx. Packaged Weight
				Basic Model	Non-Contrast or Fabric Contrast 1	Fabric Contrast 2	TB133	Moisture Barrier	
MODEL	Features	COM							
PRPC	Patient Chair Replacement Back and Seat Cover Set (Open Arm) • 1 = Back (Fabric Contrast 1) C.O.M. = 1.25 yd • 2 = Seat (Fabric Contrast 2) C.O.M. = 1 yd	Non-contrast	2.25 yd	POPC	□□□□		□□□	□□□	10#
		Contrast		POPC/FC	□□□□	□□□□	□□□	□□□	10#
PRPC	Patient Chair Replacement Back and Seat Cover Set (Closed Arm) • 1 = Back (Fabric Contrast 1) C.O.M. = 1.75 yd • 2 = Seat (Fabric Contrast 2) C.O.M. = 1 yd	Non-contrast	2.25 yd	PPPC	□□□□		□□□	□□□	15#
		Contrast		PPPC/FC	□□□□	□□□□		□□□	15#
PMPC	Motion Patient Chair Replacement Back and Seat Cover Set (Open Arm) • 1 = Back (Fabric Contrast 1) C.O.M. = 1.75 yd • 2 = Seat (Fabric Contrast 2) C.O.M. = 1 yd	Non-contrast	2.25 yd	POXC	□□□□		□□□	□□□	10#
		Contrast		POXC/FC	□□□□	□□□□	□□□	□□□	10#
PMPC	Motion Patient Chair Replacement Back and Seat Cover Set (Closed Arm) • 1 = Back (Fabric Contrast 1) C.O.M. = 1.75 yd • 2 = Seat (Fabric Contrast 2) C.O.M. = 1 yd	Non-contrast	2.25 yd	PPXC	□□□□		□□□	□□□	15#
		Contrasting		PPXC/FC	□□□□	□□□□	□□□	□□□	15#
				A	B	C	D	E	

HOW TO ORDER

Indicate the following information on order form:

- Quantity of each item.
- Model number, including options. See "How To Build a Model Number".
- Any special service required.

Note: •The □ indicates that a choice is required.
•The absence of the □ indicates that no choice is required.

HOW TO BUILD A MODEL NUMBER

- A** Select basic model.
- B** Select non-contrast or fabric contrast 1. Refer to Upholstery Fabric cards in the KI Fabrics & Finishes binder.
- C** Select fabric contrast 2. Refer to Upholstery Fabric cards in the KI Fabrics & Finishes binder.
- D** Select TB133.
NFR = No TB133 fire retardant
FR = Fire retardant
See pricing column for TB133 upcharge.
- E** Select moisture barrier.
NMB = No moisture barrier
MB = Moisture barrier
See pricing column for moisture barrier upcharge.

INFORMATION

Moisture Barrier
Moisture barrier is applied underneath the fabric cover as a means of protecting the foam. Not available with TB133.

C.O.M. Requirements
C.O.M. yardage requirements listed above are based on plain goods 54" wide. If less than 54" wide or fabrics requiring matching (stripes, plaids, prints, large patterns), additional yardage will be needed. Consult C.O.M. matrix on the Ordering C.O.M., and C.O.L. page for additional yardage needed. For C.O.M. fabric sent to KI-High Point on multiple rolls, add an additional yard of fabric per roll to the yardage requirements.

C.O.L. Requirements
Figure 18 sq. ft. of leather (C.O.L.) for each yard shown (i.e., 4.75 x 18 = 85.5 sq ft).

California TB133 Fire Safety Code
The above seating products can be manufactured using the appropriate flame-retardant materials and fabric selection for compliance

to California Technical Bulletin 133. Add "FR" to end of model number and add upcharge. Please contact KI customer service for fabric compliance. Not available with moisture barrier. Gore or Nano-Tex treatments can be used when TB133 is required.



Grade C.O.M.	Grade C	Grade D	Grade E & C.O.L.	Grade F	Grade G	Grade H	Grade I	Grade J	Grade K	Grade L Leather	Grade M Leather	TB133 add to list price	Moisture Barrier add to list price
\$ 526	\$ 560	\$ 584	\$ 613	\$ 640	\$ 675	\$ 711	\$ 745	\$ 780	\$ 810	\$ 861	\$ 906	\$ 144	\$ 58
571	606	629	659	687	722	757	792	826	857	906	952	144	58
\$ 526	\$ 560	\$ 584	\$ 613	\$ 640	\$ 675	\$ 711	\$ 745	\$ 780	\$ 810	\$ 861	\$ 906	\$ 144	\$ 58
571	606	629	659	687	722	757	792	826	857	906	952	144	58
\$ 526	\$ 560	\$ 584	\$ 613	\$ 640	\$ 675	\$ 711	\$ 745	\$ 780	\$ 810	\$ 861	\$ 906	\$ 144	\$ 58
571	606	629	659	687	722	757	792	826	857	906	952	144	58
\$ 526	\$ 560	\$ 584	\$ 613	\$ 640	\$ 675	\$ 711	\$ 745	\$ 780	\$ 810	\$ 861	\$ 906	\$ 144	\$ 58
571	606	629	659	687	722	757	792	826	857	906	952	144	58

SPECIAL SERVICES

Special Carton Marking

With specially marked information N/C

Shipping

Shipped **assembled unless replacement parts which ship k.d. freight prepaid High Point, North Carolina 27263** factory. Freight class #175.

Specifications and prices are subject to change without prior notice.

PRBS

Indicate the following information on order form:

1. Quantity of each item.
2. Model number, including options. See "How To Build a Model Number".
3. Any special service required.

Note: • The ☐ indicates that a choice is required.
• The absence of the ☐ indicates that no choice is required.

- A** Select basic model.
- B** Select non-contrast or fabric contrast 1.
Refer to Upholstery Fabric cards in the KI
Fabrics & Finishes binder.
- C** Select fabric contrast 2.
Refer to Upholstery Fabric cards in the KI
Fabrics & Finishes binder.
- D** Select wood finish color.
Refer to color addendum at ki.com or in
KI Price List or KI Fabrics & Finishes
binder.
For Kensington Maple add upcharge.

- A** Select basic model.
 - B** Select non-contrast or fabric contrast 1.
Refer to Upholstery Fabric cards in the KI Fabrics & Finishes binder.
 - C** Select fabric contrast 2.
Refer to Upholstery Fabric cards in the KI Fabrics & Finishes binder.
 - D** Select wood finish color.
Refer to color addendum at ki.com or in KI Price List or KI Fabrics & Finishes binder.
For Kensington Maple add upcharge.
 - E** Select armcaps.
-
- | | |
|------------|-------------------------------|
| WAC | = Wood (standard) |
| PAC | = Black poly (pair)-not TB133 |
- approved; add \$111

- | | |
|---|---------------------------|
| F | Select TB133 |
| NFR | = No TB133 fire retardant |
| FR | = Fire retardant |
| See pricing column for TB133 upcharge. | |
| G | Select moisture barrier. |
| NMB | = No moisture barrier |
| MB | = Moisture barrier |
| See pricing column for moisture barrier upcharge. | |

Kensington Maple requires extended lead-times.

Model	
POCL	\$42
POCL/FC	\$42

Kensington Maple requires extended lead-times.

Model	
POCL	\$42
POCL/FC	\$42



Approx. Packaged Weight	Grade C.O.M.	Grade C	Grade D	Grade E & C.O.L.	Grade F	Grade G	Grade H	Grade I	Grade J	Grade K	Grade L Leather	Grade M Leather	TB133 add to list price	Moisture Barrier add to list price
65#	\$ 1379	\$ 1401	\$ 1439	\$ 1472	\$ 1500	\$ 1549	\$ 1605	\$ 1677	\$ 1804	\$ 1942	\$ 2068	\$ 2332	\$ 187	\$ 148
65#	1425	1447	1486	1518	1546	1596	1650	1722	1849	1987	2114	2378	187	148

INFORMATION

C.O.M. Requirements

C.O.M. yardage requirements listed above are based on plain goods 54" wide. If less than 54" wide or fabrics requiring matching (stripes, plaids, prints, large patterns), additional yardage will be needed. Consult C.O.M. matrix on the Ordering C.O.M., and C.O.L. page for additional yardage needed. For C.O.M. fabric sent to KI-High Point on multiple rolls, add an additional yard of fabric per roll to the yardage requirements.

C.O.L. Requirements

Figure 18 sq. ft. of leather (C.O.L.) for each yard shown (i.e., 4.75 x 18 = 85.5 sq ft).

Contrasting Upholstery

When contrasting fabric is chosen, price at highest in-grade.

Moisture Barrier

Moisture barrier is applied underneath the fabric cover as a means of protecting the foam. Not available with TB133.

California TB133 Fire Safety Code

The above seating products can be manufactured using the appropriate flame-retardant materials and fabric selection for compliance to California Technical Bulletin 133. Add "FR" to end of model number and add upcharge. Please contact KI customer service for fabric compliance. Not available with moisture barrier. Gore or Nano-Tex treatments can be used when TB133 is required.

Construction

BARIATRIC UNITS ARE CYCLE TESTED TO EXCEED ANSI/BIFMA STANDARDS TO SAFELY ACCOMMODATE A PERSON WEIGHING UP TO 750 POUNDS.

Seat frame constructed of welded structural steel. Back constructed from formed laminated plywood. Cushioning for seats and backs are multiple densities of polyurethane foam wrapped with 1" high resilient polyurethane foam. Exposed wood for Perth® is hardwood. Field recoverable seats and backs.

SPECIAL SERVICES

Special Carton Marking


With specially marked information N/C

Shipping

Shipped **assembled unless replacement parts which ship k.d. freight prepaid High Point, North Carolina 27263** factory. Freight class #175.

Specifications and prices are subject to change without prior notice.

Perth®
Glider

				MODEL NUMBER						
				Basic Model	Non-Contrast or Fabric Contrast 1	Fabric Contrast 2	Arm Cap	Wood Finish	Moisture Barrier	
MODEL	Features	COM								
 PRGL	Glider (Closed Arm) <ul style="list-style-type: none">1 = Back and arms (Fabric Contrast 1) C.O.M. = 3.25 yd2 = Seat (Fabric Contrast 2) C.O.M. = 1.75 yd	No-contrast	4 yd	PG	<input type="checkbox"/> <input type="checkbox"/> <input type="checkbox"/> <input type="checkbox"/>		<input type="checkbox"/> <input type="checkbox"/>	<input type="checkbox"/> <input type="checkbox"/>	<input type="checkbox"/> <input type="checkbox"/>	
		Contrast		PG/FC	<input type="checkbox"/> <input type="checkbox"/> <input type="checkbox"/> <input type="checkbox"/>	<input type="checkbox"/> <input type="checkbox"/> <input type="checkbox"/> <input type="checkbox"/>	<input type="checkbox"/> <input type="checkbox"/>	<input type="checkbox"/> <input type="checkbox"/>	<input type="checkbox"/> <input type="checkbox"/>	
PRRP	Replacement Cover Set <ul style="list-style-type: none">1 = Back & arms (Fabric Contrast 1) C.O.M. = 2.5 yd2 = Seat (Fabric Contrast 2) C.O.M. = 1 yd	No-contrast	2.75 yd	PGC	<input type="checkbox"/> <input type="checkbox"/> <input type="checkbox"/> <input type="checkbox"/>				<input type="checkbox"/> <input type="checkbox"/>	
		Contrast		PGC/FC	<input type="checkbox"/> <input type="checkbox"/> <input type="checkbox"/> <input type="checkbox"/>	<input type="checkbox"/> <input type="checkbox"/> <input type="checkbox"/> <input type="checkbox"/>			<input type="checkbox"/> <input type="checkbox"/>	
				A	B	C	D	E	F	

HOW TO ORDER

Indicate the following information on order form:

- 1. Quantity of each item.
- 2. Model number, including options. See "How To Build a Model Number".
- 3. Any special service required.

Note: •The ☐ indicates that a choice is required.
•The absence of the ☐ indicates that no choice is required.

HOW TO BUILD A MODEL NUMBER

- A** Select basic model.
- B** Select non-contrast or fabric contrast 1. Refer to Upholstery Fabric cards in the KI Fabrics & Finishes binder.
- C** Select fabric contrast 2. Refer to Upholstery Fabric cards in the KI Fabrics & Finishes binder.
- D** Select armcaps.
WAC = Wood (standard)
PAC = Black poly (pair)-not TB133 approved; add \$56
- E** Select wood finish color. Refer to color addendum at ki.com or in KI Price List or KI Fabrics & Finishes binder. For Kensington Maple add upcharge.

- F** Select moisture barrier.
NMB = No moisture barrier
MB = Moisture barrier
See pricing column for moisture barrier upcharge.

KENSINGTON MAPLE UPCHARGE

Kensington Maple requires extended lead-times.
Model
PG \$41
PG/FC \$41



Approx. Packaged Weight	Grade C.O.M.	Grade C	Grade D	Grade E & C.O.L.	Grade F	Grade G	Grade H	Grade I	Grade J	Grade K	Grade L Leather	Grade M Leather	Moisture Barrier add to list price
90#	\$ 1375	\$ 1513	\$ 1559	\$ 1605	\$ 1635	\$ 1696	\$ 1892	\$ 1974	\$ 2138	\$ 2301	\$ 2585	\$ 2928	\$ 86
90#	1444	1582	1628	1674	1704	1765	1961	2043	2206	2370	2654	2997	86
5#	\$ 526	\$ 560	\$ 584	\$ 613	\$ 640	\$ 675	\$ 711	\$ 745	\$ 780	\$ 810	\$ 861	\$ 906	\$ 86
5#	595	629	653	682	709	744	780	814	849	879	930	975	86

INFORMATION

C.O.M. Requirements

C.O.M. yardage requirements listed above are based on plain goods 54" wide. If less than 54" wide or fabrics requiring matching (stripes, plaids, prints, large patterns), additional yardage will be needed. Consult C.O.M. matrix on the Ordering C.O.M., and C.O.L. page for additional yardage needed. For C.O.M. fabric sent to KI-High Point on multiple rolls, add an additional yard of fabric per roll to the yardage requirements.

C.O.L. Requirements

Figure 18 sq. ft. of leather (C.O.L.) for each yard shown (i.e., 4.75 x 18 = 85.5 sq ft).

Contrasting Upholstery

When contrasting fabric is chosen, price at highest in-grade.

Moisture Barrier

Moisture barrier is applied underneath the fabric cover as a means of protecting the foam. Not available with TB133.

Construction

Seat frame constructed of welded structural steel. Back kiln-dried hardwood. Exposed wood of kiln-dried hardwood. The glide motion is suspended on 8 ball bearings. Cushioning of multiple densities of polyurethane foam and dacron fiber.

SPECIAL SERVICES

Special Carton Marking

With specially marked information N/C

Shipping

Shipped **assembled unless replacement parts which ship k.d. freight prepaid High Point, North Carolina 27263** factory. Freight class #175.

Specifications and prices are subject to change without prior notice.

Rose™ Seating

General Information



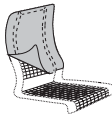
	Sled Base Low	Sled Base Mid	Sled Base High	4-Leg Low	4-Leg Mid
--	---------------	---------------	----------------	-----------	-----------

Features					
Flex motion	•	•	•	•	•
Meal tray	•	•	•	•	•
Moisture barrier option	•	•	•	•	•
Ottoman	•	•	•	•	•
Rear tilt wheels	•	•	•	•	•
Removable upholstery	•	•	•	•	•
Two armrest styles	•	•	•	•	•
Ventilated mesh	•	•	•	•	•
Pillow			•		

General Dimensions					
Width	24-1/2"	24-1/2"	24-1/2"	24-1/2"	24-1/2"
Depth	26"	26"	26"	26"	26"
Height	33"	43-1/2"	49"	33"	43-1/2"
Arm height	26"	26"	26"	26"	26"
Seat height	18"	18"	18"	18"	18"
Seat depth	18"	18"	18"	18"	18"
Seat width	21"	21"	21"	21"	21"
Height-seat to top of back	18"	27"	31"	18"	27"



00-Style



04-Style



05-Style

SPECIFICATIONS

Seat/Back Structural Frame
Constructed of a 1-1/2"W x 1-1/4"thick hot-formed truck-grade, alloy-spring steel. Front-cantilevered from base mounting for rearward deflection. Frame allows the user to lean into well-developed lumbar support without lifting feet off the floor, thereby eliminating under-thigh pressure and compromised circulation. Frame allows for a unified wave-like resilient rocking motion with a flat-bottomed chair base and no moving parts. Frame extends in front of seat at arm height to provide leverage to user when exiting chair.

Bentwood frame constructed from a sculptured 1-1/2" x 2" laminated hardwood base by use of heavy structural metal components that are integrated into the base.

Arms
1-3/8" diameter, 14-gauge steel tubing covered with an integrally colored, resilient dip-molded, non-porous, washable vinyl with

grip-textured finish.

Bentwood arms are constructed of laminated hardwood.

Base
Metal base is 14-gauge 1-3/8" diameter round, electric-welded steel tubing.

Coatings/Wood Finishes
Metal finishes are electrostatically-applied epoxy powder coating. Wood finishes are catalyzed lacquer over natural wood.

Glides
Glides are nylon and non-marring. Front anti-tip glides, on sled base version only, are injection molded clear surlyn.

Wheels
Non-marring nylon rear tilt wheels mounted off the floor to engage only when chair is tilted backwards for relocation.

Upholstery Style Description
The Rose™ Chair Series is available in three

different upholstery styles. Mesh slings are available in a coordinated series of mesh colors, KI and Pallas fabrics.

00-Style Open Mesh with Fabric or Vinyl Side Trim
The perfect solution where hygiene and cleanability are paramount. The mesh sling specified with vinyl side trim allows for the use of all types of healthcare cleaning agents including bleach and steam. Mesh slings are also CAL 133 compliant.

04-Style Velcro-Removable Padded Upholstery on Back Only with Mesh Seat
A removable padded upholstery cover for the back of the chair offers the flexibility of having a full upholstered back while retaining the hygienic and cleaning benefits of the mesh seat. The back can be removed for easy cleaning and replacement or to reveal the all-mesh sling underneath.

05-Style Velcro-Removable Padded Upholstery on Seat and Back
Provides the flexibility of having either fully upholstered seat and back covers or, by removing one or both, exposing the fully functional "00" style mesh sling chair underneath. The "05" velcro-affixed covers also allow for easy cleaning and replacement of upholstery covers.



Rose™ Seating

General Information



	4-Leg High	Bentwood Low	Bentwood Mid
Features			
Flex motion	•	•	•
Meal tray	•	•	•
Moisture barrier option	•	•	•
Ottoman	•	•	•
Rear tilt wheels	•	•	•
Removable upholstery	•	•	•
Two armrest styles	•		
Ventilated mesh	•	•	•
Pillow	•		
General Dimensions			
Width	24-1/2"	25-1/2"	25-1/2"
Depth	26"	26"	26"
Height	49"	33"	43-1/2"
Arm height	26"	26"	26"
Seat height	18"	18"	18"
Seat depth	18"	18"	18"
Seat width	21"	21"	21"
Height-seat to top of back	31"	18"	27"




INFORMATION

Warranty

Refer to KI Terms & Conditions document or visit ki.com

Rose™ Seating

Sled Base Chair

	Features	MODEL NUMBER									Approx. Packaged Weight
		Basic Model	Arm Style	Frame Color	Seat/Back Mesh Color	Upholstery Trim Color	Upholstery Color	Pillow Color	Armrest Color	Moisture Barrier	
 RSM Mesh Seat and Back with Trim • Pillow available on High Back only	Low back	RS100	<input type="checkbox"/>	<input type="checkbox"/>	<input type="checkbox"/>	<input type="checkbox"/>			<input type="checkbox"/>		30#
	Mid back	RS200	<input type="checkbox"/>	<input type="checkbox"/>	<input type="checkbox"/>	<input type="checkbox"/>			<input type="checkbox"/>		31#
	High back	RS300	<input type="checkbox"/>	<input type="checkbox"/>	<input type="checkbox"/>	<input type="checkbox"/>		<input type="checkbox"/>	<input type="checkbox"/>		32#
 RSM Removable Padded Upholstery Back with Mesh Seat and Trim • Pillow available on High Back only	Low back	RS104	<input type="checkbox"/>	<input type="checkbox"/>	<input type="checkbox"/>	<input type="checkbox"/>	<input type="checkbox"/>		<input type="checkbox"/>		31#
	Mid back	RS204	<input type="checkbox"/>	<input type="checkbox"/>	<input type="checkbox"/>	<input type="checkbox"/>	<input type="checkbox"/>		<input type="checkbox"/>		32#
	High back	RS304	<input type="checkbox"/>	<input type="checkbox"/>	<input type="checkbox"/>	<input type="checkbox"/>	<input type="checkbox"/>	<input type="checkbox"/>	<input type="checkbox"/>		33#
 RSM Removable Padded Seat and Back Upholstery with Trim • Pillow available on High Back only	Low back	RS105	<input type="checkbox"/>	<input type="checkbox"/>	<input type="checkbox"/>	<input type="checkbox"/>	<input type="checkbox"/>		<input type="checkbox"/>	<input type="checkbox"/>	32#
	Mid back	RS205	<input type="checkbox"/>	<input type="checkbox"/>	<input type="checkbox"/>	<input type="checkbox"/>	<input type="checkbox"/>		<input type="checkbox"/>	<input type="checkbox"/>	33#
	High back	RS305	<input type="checkbox"/>	<input type="checkbox"/>	<input type="checkbox"/>	<input type="checkbox"/>	<input type="checkbox"/>	<input type="checkbox"/>	<input type="checkbox"/>	<input type="checkbox"/>	34#
			A	B	C	D	E	F	G	H	I

HOW TO ORDER

Indicate the following information on order form:

- Quantity of each item.
- Model number, including options. See "How To Build a Model Number".
- Any special service required.

Note: • The ☐ indicates that a choice is required.
 • The absence of the ☐ indicates that no choice is required.

HOW TO BUILD A MODEL NUMBER

A Select basic model.

B Select arm style.

RA = Molded tubular

RM = Finished metal

C Select metal frame color.

Refer to color addendum at ki.com or in KI Price List or KI Fabrics & Finishes binder.

D Select seat/back mesh color.

Refer to color addendum at ki.com or in KI Price List or KI Fabrics & Finishes binder.

E Select trim color.

Refer to color addendum at ki.com or in KI Price List or KI Fabrics & Finishes binder.
 If mesh or removable upholstery was

specified, vinyl or fabric trim must be selected. See mesh/vinyl fabric card or standard upholstery cards.

F Select cover upholstery grade/color.

Refer to color addendum at ki.com or in KI Fabrics & Finishes binder.
 Refer to Upholstery Fabric cards in the KI Fabrics & Finishes binder.

G Select pillow upholstery grade/color.

Refer to Upholstery Fabric cards in the KI Fabrics & Finishes binder.

H Select armrest color.

Refer to color addendum at ki.com or in KI Price List or KI Fabrics & Finishes binder.

If RA arm style was specified, see Coordinated Finish Card.
 If RM arm style was specified, the armrest color will match the frame color selection.

I Select moisture barrier.

NOM = No moisture barrier

WMB = With moisture barrier

Moisture Barrier Upcharge
 Model -05 Styles; Added List Price
 \$56



Delivered Pricing Fabric Grade 1 & C.O.M.	Delivered Pricing Fabric Grade 2	Delivered Pricing Fabric Grade 3	Delivered Pricing Vinyl Group 2	Delivered Pricing C.O.V.	Delivered Pricing Pallas Fabric Group P1	Delivered Pricing Pallas Fabric Group P2	Delivered Pricing Pallas Fabric Group P3	Delivered Pricing Pallas Fabric Group P4
\$ 941	\$ 949	\$ 954	\$ 954	\$ 941	\$ 991	\$ 1015	\$ 1038	\$ 1061
992	1001	1006	1006	992	1042	1067	1089	1112
1089	1098	1103	1103	1089	1140	1163	1187	1210
\$ 1035	\$ 1046	\$ 1052	\$ 1052	\$ 1035	\$ 1110	\$ 1145	\$ 1179	\$ 1213
1129	1143	1151	1151	1129	1228	1275	1322	1367
1193	1209	1217	1217	1193	1295	1340	1386	1433
\$ 1213	\$ 1236	\$ 1249	\$ 1249	\$ 1213	\$ 1388	\$ 1469	\$ 1548	\$ 1630
1296	1326	1339	1339	1296	1498	1589	1682	1773
1375	1403	1419	1419	1375	1576	1667	1758	1862

UPHOLSTERY INFORMATION

C.O.M. Trim Calculation

C.O.M. requirement for 00, 04 & 05 styles is 2 yards per 2 chairs. For complete information on ordering C.O.M., see "Ordering C.O.M., C.O.V. and C.O.L." section.

C.O.M. Cover Upholstery

C.O.M. requirement for 04 style is 1 yard and for 05 style 2 yards. For complete information on ordering C.O.M., see "Ordering C.O.M., C.O.V. and C.O.L." section.

Note:

Combine C.O.M. Trim and C.O.M. Covers columns when calculating overall C.O.M. requirements.

OPTIONS

California TB133 Fire Safety Code

The above seating products can be manufactured using the appropriate flame-retardant materials for compliance to California Technical Bulletin 133. Add "FR" to end of model number.

Model=00

Added Lead Time=None

Added List Price= \$32

Model=04

Added Lead Time=3 weeks

Added List Price= \$100

Model=05

Added Lead Time=3 weeks

Added List Price= \$164

INFORMATION

Note:

Cannot order Moisture Barrier and California TB133 Fire Safety Code together; Select one or the other.

SPECIAL SERVICES

Special Carton Marking

With specially marked information N/C




Shipping

Shipped **assembled freight prepaid f.o.b. Bonduel, Wisconsin 54107** factory. Freight class #175.

Specifications and prices are subject to change without prior notice.

Rose™ Seating

4-Leg Metal Chair

	Features	MODEL NUMBER									Approx. Packaged Weight
		Basic Model	Arm Style	Frame Color	Seat/Back Mesh Color	Upholstery Trim Color	Upholstery Color	Pillow Color	Armrest Color	Moisture Barrier	
 <p>RSM Mesh Seat and Back with Trim • Pillow available on High Back only</p>	Low back	RV100	<input type="checkbox"/>	<input type="checkbox"/>	<input type="checkbox"/>	<input type="checkbox"/>			<input type="checkbox"/>		31#
	Mid back	RV200	<input type="checkbox"/>	<input type="checkbox"/>	<input type="checkbox"/>	<input type="checkbox"/>			<input type="checkbox"/>		32#
	High back	RV300	<input type="checkbox"/>	<input type="checkbox"/>	<input type="checkbox"/>	<input type="checkbox"/>		<input type="checkbox"/>	<input type="checkbox"/>		33#
 <p>RSM Removable Padded Upholstery Back with Mesh Seat and Trim • Pillow available on High Back only</p>	Low back	RV104	<input type="checkbox"/>	<input type="checkbox"/>	<input type="checkbox"/>	<input type="checkbox"/>	<input type="checkbox"/>		<input type="checkbox"/>		32#
	Mid back	RV204	<input type="checkbox"/>	<input type="checkbox"/>	<input type="checkbox"/>	<input type="checkbox"/>	<input type="checkbox"/>		<input type="checkbox"/>		33#
	High back	RV304	<input type="checkbox"/>	<input type="checkbox"/>	<input type="checkbox"/>	<input type="checkbox"/>	<input type="checkbox"/>	<input type="checkbox"/>	<input type="checkbox"/>		34#
 <p>RSM Removable Padded Seat and Back Upholstery with Trim • Pillow available on High Back only</p>	Low back	RV105	<input type="checkbox"/>	<input type="checkbox"/>	<input type="checkbox"/>	<input type="checkbox"/>	<input type="checkbox"/>		<input type="checkbox"/>	<input type="checkbox"/>	33#
	Mid back	RV205	<input type="checkbox"/>	<input type="checkbox"/>	<input type="checkbox"/>	<input type="checkbox"/>	<input type="checkbox"/>		<input type="checkbox"/>	<input type="checkbox"/>	34#
	High back	RV305	<input type="checkbox"/>	<input type="checkbox"/>	<input type="checkbox"/>	<input type="checkbox"/>	<input type="checkbox"/>	<input type="checkbox"/>	<input type="checkbox"/>	<input type="checkbox"/>	35#
		A	B	C	D	E	F	G	H	I	

HOW TO ORDER

Indicate the following information on order form:

- Quantity of each item.
- Model number, including options. See "How To Build a Model Number".
- Any special service required.

Note: • The ☐ indicates that a choice is required.
• The absence of the ☐ indicates that no choice is required.

HOW TO BUILD A MODEL NUMBER

A Select basic model.

B Select arm style.

RA = Molded tubular

RM = Finished metal

C Select metal frame color.

Refer to color addendum at ki.com or in KI Price List or KI Fabrics & Finishes binder.

D Select seat/back mesh color.

Refer to color addendum at ki.com or in KI Price List or KI Fabrics & Finishes binder.

E Select trim color.

Refer to color addendum at ki.com or in KI Price List or KI Fabrics & Finishes binder.
If mesh or removable upholstery was

specified, vinyl or fabric trim must be selected. See mesh/vinyl fabric card or standard upholstery cards.

F Select cover upholstery grade/color.

Refer to color addendum at ki.com or in KI Fabrics & Finishes binder.
Refer to Upholstery Fabric cards in the KI Fabrics & Finishes binder.

G Select pillow upholstery grade/color.

Refer to Upholstery Fabric cards in the KI Fabrics & Finishes binder.

H Select armrest color.

Refer to color addendum at ki.com or in KI Price List or KI Fabrics & Finishes binder.

If RA arm style was specified, see Coordinated Finish Card.

If RM arm style was specified, the armrest color will match the frame color selection.

I Select moisture barrier.

NOM = No moisture barrier

WMB = With moisture barrier

Moisture Barrier Upcharge:
Model-05 Styles; Added List Price/Seat \$56



Delivered Pricing Fabric Grade 1 & C.O.M.	Delivered Pricing Fabric Grade 2	Delivered Pricing Fabric Grade 3	Delivered Pricing Vinyl Group 2	Delivered Pricing C.O.V.	Delivered Pricing Pallas Fabric Group P1	Delivered Pricing Pallas Fabric Group P2	Delivered Pricing Pallas Fabric Group P3	Delivered Pricing Pallas Fabric Group P4
\$ 1004	\$ 1012	\$ 1017	\$ 1017	\$ 1004	\$ 1054	\$ 1078	\$ 1101	\$ 1124
1050	1058	1064	1064	1050	1100	1124	1147	1170
1155	1163	1169	1169	1155	1206	1229	1253	1276
\$ 1096	\$ 1107	\$ 1112	\$ 1112	\$ 1096	\$ 1172	\$ 1207	\$ 1241	\$ 1276
1180	1193	1201	1201	1180	1281	1327	1371	1419
1245	1260	1268	1268	1245	1346	1393	1438	1485
\$ 1266	\$ 1291	\$ 1303	\$ 1303	\$ 1266	\$ 1441	\$ 1523	\$ 1602	\$ 1683
1335	1363	1379	1379	1335	1535	1628	1718	1811
1414	1440	1457	1457	1414	1613	1706	1799	1889

UPHOLSTERY INFORMATION

C.O.M. Trim Calculation

C.O.M. requirement for 00, 04 & 05 styles is 2 yards per 2 chairs. For complete information on ordering C.O.M., see "Ordering C.O.M., C.O.V. and C.O.L." section.

C.O.M. Cover Upholstery

C.O.M. requirement for 04 style is 1 yard and for 05 style 2 yards. For complete information on ordering C.O.M., see "Ordering C.O.M., C.O.V. and C.O.L." section.

Note:

Combine C.O.M. Trim and C.O.M. Covers columns when calculating overall C.O.M. requirements.

OPTIONS

California TB133 Fire Safety Code

The above seating products can be manufactured using the appropriate flame-retardant materials for compliance to California Technical Bulletin 133. Add "FR" to end of model number.

Model=00

Added Lead Time=None

Added List Price= \$32

Model=04

Added Lead Time=3 weeks

Added List Price= \$100

Model=05

Added Lead Time=3 weeks

Added List Price= \$164

INFORMATION

Note:

Cannot order Moisture Barrier and California TB133 Fire Safety Code together; Select one or the other.

SPECIAL SERVICES

Special Carton Marking

With specially marked information N/C




Shipping

Shipped **assembled freight prepaid f.o.b. Bonduel, Wisconsin 54107** factory. Freight class #175.

Specifications and prices are subject to change without prior notice.

Rose™ Seating

4-Leg Bentwood Chair

MODEL	Features	MODEL NUMBER								
		Basic Model	Wood Frame Color	Push Bar Color	Seat/Back Mesh Color	Upholstery Trim Color	Upholstery Color	Rear Tilt Wheels	Moisture Barrier	
 RSW	Mesh Seat and Back with Trim	Low back	RB100	<input type="checkbox"/> <input type="checkbox"/> <input type="checkbox"/>	<input type="checkbox"/> <input type="checkbox"/>	<input type="checkbox"/> <input type="checkbox"/> <input type="checkbox"/> <input type="checkbox"/>	<input type="checkbox"/> <input type="checkbox"/> <input type="checkbox"/> <input type="checkbox"/> <input type="checkbox"/> <input type="checkbox"/>	<input type="checkbox"/> <input type="checkbox"/> <input type="checkbox"/> <input type="checkbox"/>		
		Mid back	RB200	<input type="checkbox"/> <input type="checkbox"/> <input type="checkbox"/>	<input type="checkbox"/> <input type="checkbox"/> <input type="checkbox"/> <input type="checkbox"/>	<input type="checkbox"/> <input type="checkbox"/> <input type="checkbox"/> <input type="checkbox"/> <input type="checkbox"/> <input type="checkbox"/>		<input type="checkbox"/> <input type="checkbox"/> <input type="checkbox"/> <input type="checkbox"/>		
 RSW	Removable Padded Upholstery Back with Mesh Seat and Trim	Low back	RB104	<input type="checkbox"/> <input type="checkbox"/> <input type="checkbox"/>	<input type="checkbox"/> <input type="checkbox"/> <input type="checkbox"/> <input type="checkbox"/>	<input type="checkbox"/> <input type="checkbox"/> <input type="checkbox"/> <input type="checkbox"/> <input type="checkbox"/> <input type="checkbox"/>	<input type="checkbox"/> <input type="checkbox"/> <input type="checkbox"/> <input type="checkbox"/> <input type="checkbox"/> <input type="checkbox"/>	<input type="checkbox"/> <input type="checkbox"/> <input type="checkbox"/> <input type="checkbox"/>		
		Mid back	RB204	<input type="checkbox"/> <input type="checkbox"/> <input type="checkbox"/>	<input type="checkbox"/> <input type="checkbox"/> <input type="checkbox"/> <input type="checkbox"/>	<input type="checkbox"/> <input type="checkbox"/> <input type="checkbox"/> <input type="checkbox"/> <input type="checkbox"/> <input type="checkbox"/>	<input type="checkbox"/> <input type="checkbox"/> <input type="checkbox"/> <input type="checkbox"/> <input type="checkbox"/> <input type="checkbox"/>	<input type="checkbox"/> <input type="checkbox"/> <input type="checkbox"/> <input type="checkbox"/>		
 RSW	Removable Padded Seat and Back Upholstery with Trim	Low back	RB105	<input type="checkbox"/> <input type="checkbox"/> <input type="checkbox"/>	<input type="checkbox"/> <input type="checkbox"/> <input type="checkbox"/> <input type="checkbox"/>	<input type="checkbox"/> <input type="checkbox"/> <input type="checkbox"/> <input type="checkbox"/> <input type="checkbox"/> <input type="checkbox"/>	<input type="checkbox"/> <input type="checkbox"/> <input type="checkbox"/> <input type="checkbox"/> <input type="checkbox"/> <input type="checkbox"/>	<input type="checkbox"/> <input type="checkbox"/> <input type="checkbox"/> <input type="checkbox"/>	<input type="checkbox"/> <input type="checkbox"/>	
		Mid back	RB205	<input type="checkbox"/> <input type="checkbox"/> <input type="checkbox"/>	<input type="checkbox"/> <input type="checkbox"/> <input type="checkbox"/> <input type="checkbox"/>	<input type="checkbox"/> <input type="checkbox"/> <input type="checkbox"/> <input type="checkbox"/> <input type="checkbox"/> <input type="checkbox"/>	<input type="checkbox"/> <input type="checkbox"/> <input type="checkbox"/> <input type="checkbox"/> <input type="checkbox"/> <input type="checkbox"/>	<input type="checkbox"/> <input type="checkbox"/> <input type="checkbox"/> <input type="checkbox"/>	<input type="checkbox"/> <input type="checkbox"/>	
			A	B	C	D	E	F	G	H

HOW TO ORDER

Indicate the following information on order form:

- Quantity of each item.
- Model number, including options. See "How To Build a Model Number".
- Any special service required.

Note: •The ☐ indicates that a choice is required.
•The absence of the ☐ indicates that no choice is required.

HOW TO BUILD A MODEL NUMBER

- A** Select basic model.
- B** Select wood frame color.
Refer to color addendum at [ki.com](#) or in KI Price List or KI Fabrics & Finishes binder.
- C** Select push bar color.
Refer to color addendum at [ki.com](#) or in KI Price List or KI Fabrics & Finishes binder.
- D** Select seat/back mesh color.
Refer to color addendum at [ki.com](#) or in KI Price List or KI Fabrics & Finishes binder.
- E** Select trim color.
Refer to color addendum at [ki.com](#) or in KI Price List or KI Fabrics & Finishes binder.

If mesh or removable upholstery was specified, vinyl or fabric trim must be selected. See mesh/vinyl fabric card or standard upholstery cards.

- F** Select upholstery grade/color.
Refer to Upholstery Fabric cards in the KI Fabrics & Finishes binder.
Refer to color addendum at [ki.com](#) or in KI Fabrics & Finishes binder.
- G** Select rear tilt wheels.
NTRW = No rear tilt wheels
RTW = Rear tilt wheels; add \$28
- H** Select moisture barrier.
NOM = No moisture barrier
WMB = With moisture barrier
Moisture Barrier Upcharge:
Model -05 Styles; Added List Price \$56

UPHOLSTERY INFORMATION

C.O.M. Trim Calculation
C.O.M. requirement for 00, 04 & 05 styles is 2 yards per 2 chairs. For complete information on ordering C.O.M., see "Ordering C.O.M., C.O.V. and C.O.L." section.

C.O.M. Cover Upholstery
C.O.M. requirement for 04 style is 1 yard and for 05 style 2 yards. For complete information on ordering C.O.M., see "Ordering C.O.M., C.O.V. and C.O.L." section.

Note:
Combine C.O.M. Trim and C.O.M. Covers columns when calculating overall C.O.M. requirements.



Rose™ Seating

4-Leg Bentwood Chair

Approx. Packaged Weight	Delivered Pricing Fabric Grade 1 & C.O.M.	Delivered Pricing Fabric Grade 2	Delivered Pricing Fabric Grade 3	Delivered Pricing Vinyl Group 2	Delivered Pricing C.O.V.	Delivered Pricing Pallas Fabric Group P1	Delivered Pricing Pallas Fabric Group P2	Delivered Pricing Pallas Fabric Group P3	Delivered Pricing Pallas Fabric Group P4
44#	\$ 1368	\$ 1377	\$ 1382	\$ 1382	\$ 1368	\$ 1419	\$ 1442	\$ 1466	\$ 1489
46#	1421	1429	1434	1434	1421	1471	1495	1518	1541
45#	\$ 1518	\$ 1530	\$ 1535	\$ 1535	\$ 1518	\$ 1594	\$ 1628	\$ 1665	\$ 1697
47#	1581	1595	1603	1603	1581	1682	1729	1774	1819
46#	\$ 1701	\$ 1726	\$ 1740	\$ 1740	\$ 1701	\$ 1877	\$ 1958	\$ 2036	\$ 2117
48#	1770	1799	1813	1813	1770	1971	2061	2154	2245

OPTIONS

California TB133 Fire Safety Code

The above seating products can be manufactured using the appropriate flame-retardant materials for compliance to California Technical Bulletin 133. Add "FR" to end of model number.

Model=00

Added Lead Time=None

Added List Price= \$32

Model=04

Added Lead Time=3 weeks

Added List Price= \$100

Model=05

Added Lead Time=3 weeks

Added List Price= \$164

INFORMATION

Note:

Cannot order Moisture Barrier and California TB133 Fire Safety Code together; Select one or the other.

SPECIAL SERVICES

Special Carton Marking

With specially marked information N/C



Shipping

Shipped **assembled freight prepaid f.o.b. Bonduel, Wisconsin 54107** factory. Freight class #175.

Specifications and prices are subject to change without prior notice.

Rose™ Seating

Accessories/Options

MODEL	Features	MODEL NUMBER			Approx. Packaged Weight
		Basic Model	Upholstery Color	Moisture Barrier	
 RRBS	Removable Back Cover	Low back	RBCL □□□□		1#
		Mid back	RBCM □□□□		1#
		High back	RBCH □□□□		1#
 RRBS	Removable Seat Cover	RSC	□□□□	□□□	1#
		A	B	C	

HOW TO ORDER

Indicate the following information on order form:

- Quantity of each item.
- Model number, including options. See "How To Build a Model Number".
- Any special service required.

Note: •The □ indicates that a choice is required.

- The absence of the □ indicates that no choice is required.

HOW TO BUILD A MODEL NUMBER

- A** Select basic model.
- B** Select upholstery grade/color.
Refer to color addendum at ki.com or in KI Fabrics & Finishes binder.
Refer to Upholstery Fabric cards in the KI Fabrics & Finishes binder.
- C** Select moisture barrier.
NOM = No moisture barrier
WMB = With moisture barrier; add \$28
Moisture barrier available on seat cover only.

UPHOLSTERY INFORMATION

C.O.M. Upholstery
C.O.M. requirement for removable back and seat cover is 1 yard each. For complete information on ordering C.O.M., see "Ordering C.O.M., C.O.V. and C.O.L." section.

OPTIONS

California TB133 Fire Safety Code
The above seating products can be manufactured using the appropriate flame-retardant materials for compliance to California Technical Bulletin 133. Add "FR" to end of model number.
Model=Back Cover
Added Lead Time=3 weeks
Added List Price= \$81
Model=Seat Cover
Added Lead Time=3 weeks
Added List Price= \$81



Delivered Pricing Fabric Grade 1 & C.O.M.	Delivered Pricing Fabric Grade 2	Delivered Pricing Fabric Grade 3	Delivered Pricing Vinyl Group 2	Delivered Pricing C.O.V.	Delivered Pricing Pallas Fabric Group P1	Delivered Pricing Pallas Fabric Group P2	Delivered Pricing Pallas Fabric Group P3	Delivered Pricing Pallas Fabric Group P4
\$ 157	\$ 168	\$ 179	\$ 179	\$ 157	\$ 194	\$ 213	\$ 238	\$ 262
161	172	182	182	161	197	217	241	265
173	183	196	196	173	208	229	254	277
\$ 199	\$ 209	\$ 219	\$ 219	\$ 199	\$ 234	\$ 255	\$ 280	\$ 302

INFORMATION

Note:
Cannot order Moisture Barrier and California
TB133 Fire Safety Code together; Select one
or the other.

SPECIAL SERVICES

Special Carton Marking
With specially marked information N/C

Shipping
Shipped **assembled freight prepaid f.o.b.**
Bondue! Wisconsin 54107 factory. Freight
class #175.

Specifications and prices are subject to change
without prior notice.

Soltice®

General Information



Soltice® Lounge Sleeper (Armless)



Soltice® Loveseat Sleeper (Armless)



Soltice® Recliner



Soltice® Patient Chair (Open Arm)

Soltice® Lounge Sleeper (Closed Arm)

Soltice® Loveseat Sleeper (Closed Arm)

Dimensions						
Overall width	35.75"	32.25"	63"	60.5"	29"	26"
Overall depth	37.5"	37.5"	37.5"	37.5"	37.75"	29.25"
Overall height	34"	34"	34"	34"	45.75"	47.75"
Seat width	27.25"	27.25"	54.5"	54.5"	23.75"	22"
Seat depth	19.75"	19.75"	19.75"	19.75"	21"	19"
Seat height	17"	17"	17"	17"	18.75"	19"
Arm width	4.25"	2"	4.25"	2"		2"
Arm height		25.25"		25.25"	25.5"	27"
Back height from seat	17"	17"	17"	17"		
Overall depth in sleep position	82.5"	82.5"	82.5"	82.5"		
Sleep surface depth	77"	77"	77"	77"		
Sleep surface width	27.25"	27.25"	54.5"	54.5"		

SPECIFICATIONS

Complimentary Furniture

The following lounge collections offer complimentary furniture that creates continuity and a cohesive look throughout a facility. These complimentary pieces can be found in other sections of the KI price list.

SOLTICE HEALTHCARE SEATING - Soltice® Multiple Seating, Soltice® Guest Seating, Soltice® Lounge Seating, LaResta® Day Bed (FSD/SL)

UPHOLSTERY INFORMATION

C.O.M. Fabric

For C.O.M. fabric sent to KI-High Point on multiple rolls, add an additional yard of fabric per roll to the yardage requirements. Multiple rolls have shorter pieces of fabric on them and do not allow nesting and stacking of the fabric to achieve the best yield as is done with one large roll. This results in yardage shortages

and requests for additional fabric from the client, which can hold up the order. For each roll that is sent, one yard needs to be added and needs to be added to one of the rolls, not separately.

SPECIAL FINISH MATCHES

KI can match special finish requests at an upcharge of \$58 List per item, up to 12 or a maximum charge of \$627 List per order per color. Special finish requests must be sent to your KI customer service representative.

Upon receipt from KI, the finishing department will prepare a "strike-off" which will be sent to the customer for approval.

The approval form accompanying the strike-off should be faxed to your KI customer service representative. Upon receipt of the signed approval form, KI will proceed with the order. Disapproved samples may be sent back to KI directly with an explanation of disapproval. A Special Finish Number (SFN) will be assigned to this finish sample for future reference or

reorders.


**Soltice® Patient Chair
(Closed Arm)**
**Soltice® Motion
Patient Chair (Closed
Arm)**
**Soltice® Bariatric
Chair (Closed Arm)**
**Soltice® Bariatric
Chair (Open Arm)**
**Soltice® Glider (Open
Arm)**
**Soltice® Glider
(Closed Arm)**
Dimensions

Overall width	26"	28"	34.5"	34.5"	26"	26"
Overall depth	29.25"	29.5"	28"	28"	35"	35"
Overall height	47.75"	43.5"	32"	32"	47.75"	47.75"
Seat width	21.5"	23"	30"	29.5"	22"	21.5"
Seat depth	19"	19.5"	18.75"	18.75"	19"	19"
Seat height	19"	19.5"	19"	19"	19"	19"
Arm width	2"	2"	2"	2"		
Arm height	27"	27"	27"	27"	27"	27"
Maximum glide range					16"	16"
Minimum distance from wall					9"	9"

INFORMATION
Warranty

 Refer to KI Terms & Conditions document or
 visit ki.com

HOW TO ORDER

1. Quantity of each item.
2. Model number, including options. See "How To Build a Model Number".
3. Any special service required.

Note: • The ☐ indicates that a choice is required.
• The absence of the ☐ indicates that no choice is required.

HOW TO BUILD A MODEL NUMBER

- A Select basic model.
 - B Select non-contrast or fabric contrast 1.
Refer to Upholstery Fabric cards in the KI
Fabrics & Finishes binder.
 - C Select fabric contrast 2.
Refer to Upholstery Fabric cards in the KI
Fabrics & Finishes binder.
 - D Select pull handle color.
Refer to color addendum at ki.com or in
KI Price List or KI Fabrics & Finishes
binder.
 - E Select arm option.
- | | |
|------------|--------------------------------|
| WAC | = Wood (standard) |
| PAC | = Black poly (pair); add \$152 |
| NAC | = No armcaps |
- Polyurethane arms are not TB133
approved.

- F** Select wood finish color.
Refer to color addendum at ki.com or in
KI Price List or KI Fabrics & Finishes
binder.
For Kensington Maple add upcharge.
- G** Select TB133.
- | | |
|------------|---------------------------|
| NFR | = No TB133 fire retardant |
| FR | = Fire retardant |
- See pricing column for TB133 upcharge.
- H** Select moisture barrier.
- | | |
|------------|-----------------------|
| NMB | = No moisture barrier |
| MB | = Moisture barrier |
- See pricing column for moisture barrier
upcharge.

KENSINGTON MAPLE UPCHARGE

Model	
SLSP	\$31
SLSP/FC	\$31
SLSSP/LFS	\$31
SLSSP/RFS	\$31
SLSSP/DS	\$31
SLSSP/LFS/FC	\$31
SLSSP/RFS/FC	\$31
SLSSP/DS/FC	\$31

SLS	\$37
SLS/FC	\$37
SLSS/LFS	\$37
SLSS/RFS	\$37
SLSS/DS	\$37
SLSS/LFS/FC	\$37
SLSS/RFS/FC	\$37
SLSS/DS/FC	\$37



Grade C.O.M.	Grade C	Grade D	Grade E & C.O.L.	Grade F	Grade G	Grade H	Grade I	Grade J	Grade K	Grade L Leather	Grade M Leather	TB133 add to list price	Moisture Barrier add to list price
\$ 2605	\$ 2816	\$ 2871	\$ 2940	\$ 2984	\$ 3074	\$ 3163	\$ 3274	\$ 3498	\$ 3721	\$ 3946	\$ 4393	\$ 320	\$ 116
2651	2862	2918	2986	3031	3120	3211	3321	3544	3769	3992	4440	320	116
\$ 3267	\$ 3526	\$ 3594	\$ 3677	\$ 3732	\$ 3841	\$ 3951	\$ 4086	\$ 4359	\$ 4633	\$ 4907	\$ 5453	\$ 365	\$ 116
3315	3572	3640	3723	3778	3887	3997	4132	4406	4679	4953	5500	365	116
\$ 591	\$ 671	\$ 735	\$ 806	\$ 863	\$ 961	\$ 1058	\$ 1258	\$ 1502	\$ 1753	\$ 1999	\$ 2795	\$ 128	\$ 155
591	671	735	806	863	961	1058	1258	1502	1753	1999	2795	128	155

INFORMATION

C.O.M. Requirements

C.O.M. yardage requirements listed above are based on plain goods 54" wide. If less than 54" wide or fabrics requiring matching (stripes, plaids, prints, large patterns), additional yardage will be needed. Consult C.O.M. matrix on the Ordering C.O.M., and C.O.L. page for additional yardage needed. For C.O.M. fabric sent to KI-High Point on multiple rolls, add an additional yard of fabric per roll to the yardage requirements.

C.O.L. Requirements

Figure 18 sq. ft. of leather (C.O.L.) for each yard shown (i.e., 4.75 x 18 = 85.5 sq ft).

Contrasting Upholstery

When contrasting fabric is chosen, price at highest in-grade.

Moisture Barrier

Moisture barrier is applied underneath the fabric cover as a means of protecting the foam. Not available with TB133.

California TB133 Fire Safety Code

The above seating products can be manufactured using the appropriate flame-retardant materials and fabric selection for compliance to California Technical Bulletin 133. Add "FR" to end of model number and add upcharge. Please contact KI customer service for fabric compliance. Not available with moisture barrier. Gore or Nano-Tex treatments can be used when TB133 is required.

Construction

Seat and back frame constructed of welded structural steel. Arms constructed from kiln-dried hardwood. Arms are not field replaceable. Cushions constructed of multiple densities of polyurethane foam. Storage box constructed of laminated plywood, black paint standard.

Options

SLS - comes standard with casters. Casters, front (locking/swivel) and rear (swivel).

SPECIAL SERVICES

Special Carton Marking

With specially marked information N/C

Shipping

Shipped **assembled freight prepaid f.o.b. High Point, North Carolina 27263** factory. Freight class #175.

Specifications and prices are subject to change without prior notice.

Soltice®
Sleeper

			MODEL NUMBER							Approx. Packaged Weight
			Basic Model	Non-Contrast or Fabric Contrast 1	Fabric Contrast 2	Pull Color	Wood Finish	TB133	Moisture Barrier	
 SOLLS Loveseat Sleeper (Armless) - LFS (Open, Left Side Facing) <ul style="list-style-type: none">• 1 = Seat and back (Fabric Contrast 1) C.O.M. = 7.5 yd• 2 = Arms and frame (Fabric Contrast 2) C.O.M. = 4.25 yd	Non-contrast	11.75 yd	SLSS/LFS	<input type="checkbox"/> <input type="checkbox"/> <input type="checkbox"/> <input type="checkbox"/>		<input type="checkbox"/> <input type="checkbox"/> <input type="checkbox"/> <input type="checkbox"/>	<input type="checkbox"/> <input type="checkbox"/>	<input type="checkbox"/> <input type="checkbox"/>	250#	
	Contrast		SLSS/LFS/FC	<input type="checkbox"/> <input type="checkbox"/> <input type="checkbox"/> <input type="checkbox"/>	<input type="checkbox"/> <input type="checkbox"/> <input type="checkbox"/> <input type="checkbox"/>	<input type="checkbox"/> <input type="checkbox"/> <input type="checkbox"/> <input type="checkbox"/>	<input type="checkbox"/> <input type="checkbox"/>	<input type="checkbox"/> <input type="checkbox"/>	250#	
 SOLLS Loveseat Sleeper (Armless) - RFS (Open, Right Side Facing) <ul style="list-style-type: none">• 1 = Seat and back (Fabric Contrast 1) C.O.M. = 7.5 yd• 2 = Arms and frame (Fabric Contrast 2) C.O.M. = 4.25 yd	Non-contrast	11.75 yd	SLSS/RFS	<input type="checkbox"/> <input type="checkbox"/> <input type="checkbox"/> <input type="checkbox"/>		<input type="checkbox"/> <input type="checkbox"/> <input type="checkbox"/> <input type="checkbox"/>	<input type="checkbox"/> <input type="checkbox"/>	<input type="checkbox"/> <input type="checkbox"/>	250#	
	Contrast		SLSS/RFS/FC	<input type="checkbox"/> <input type="checkbox"/> <input type="checkbox"/> <input type="checkbox"/>	<input type="checkbox"/> <input type="checkbox"/> <input type="checkbox"/> <input type="checkbox"/>	<input type="checkbox"/> <input type="checkbox"/> <input type="checkbox"/> <input type="checkbox"/>	<input type="checkbox"/> <input type="checkbox"/>	<input type="checkbox"/> <input type="checkbox"/>	250#	

A

B

C

D

E

F

G

HOW TO ORDER

Indicate the following information on order form:

- Quantity of each item.
- Model number, including options. See "How To Build a Model Number".
- Any special service required.

Note: •The ☐ indicates that a choice is required.
•The absence of the ☐ indicates that no choice is required.

HOW TO BUILD A MODEL NUMBER

- A

Select basic model.
- B

Select non-contrast or fabric contrast 1.
Refer to Upholstery Fabric cards in the KI Fabrics & Finishes binder.
- C

Select fabric contrast 2.
Refer to Upholstery Fabric cards in the KI Fabrics & Finishes binder.
- D

Select pull handle color.
Refer to color addendum at ki.com or in KI Price List or KI Fabrics & Finishes binder.
- E

Select wood finish color.
Refer to color addendum at ki.com or in KI Price List or KI Fabrics & Finishes binder.
For Kensington Maple add upcharge.

- F

Select TB133.

NFR

= No TB133 fire retardant

FR

= Fire retardant

See pricing column for TB133 upcharge.
- G

Select moisture barrier.

NMB

= No moisture barrier

MB

= Moisture barrier

See pricing column for moisture barrier upcharge.

KENSINGTON MAPLE UPCHARGE

Kensington Maple requires extended lead-times.

Model	
SLSP	\$31
SLSP/FC	\$31
SLSSP/LFS	\$31
SLSSP/RFS	\$31
SLSSP/DS	\$31
SLSSP/LFS/FC	\$31
SLSSP/RFS/FC	\$31
SLSSP/DS/FC	\$31
SLS	\$37
SLS/FC	\$37
SLSS/LFS	\$37
SLSS/RFS	\$37
SLSS/DS	\$37
SLSS/LFS/FC	\$37
SLSS/RFS/FC	\$37
SLSS/DS/FC	\$37



Grade C.O.M.	Grade C	Grade D	Grade E & C.O.L.	Grade F	Grade G	Grade H	Grade I	Grade J	Grade K	Grade L Leather	Grade M Leather	TB133 add to list price	Moisture Barrier add to list price
\$ 3637	\$ 4005	\$ 4101	\$ 4219	\$ 4298	\$ 4454	\$ 4609	\$ 4803	\$ 5192	\$ 5582	\$ 5971	\$ 6751	\$ 465	\$ 260
3707	4075	4172	4289	4368	4524	4679	4873	5262	5652	6041	6821	465	260

\$ 3637	\$ 4005	\$ 4101	\$ 4219	\$ 4298	\$ 4454	\$ 4609	\$ 4803	\$ 5192	\$ 5582	\$ 5971	\$ 6751	\$ 465	\$ 260
3707	4075	4172	4289	4368	4524	4679	4873	5262	5652	6041	6821	465	260

INFORMATION

C.O.M. Requirements

C.O.M. yardage requirements listed above are based on plain goods 54" wide. If less than 54" wide or fabrics requiring matching (stripes, plaids, prints, large patterns), additional yardage will be needed. Consult C.O.M. matrix on the Ordering C.O.M., and C.O.L. page for additional yardage needed. For C.O.M. fabric sent to KI-High Point on multiple rolls, add an additional yard of fabric per roll to the yardage requirements.

C.O.L. Requirements

Figure 18 sq. ft. of leather (C.O.L.) for each yard shown (i.e., 4.75 x 18 = 85.5 sq ft).

Contrasting Upholstery

When contrasting fabric is chosen, price at highest in-grade.

Moisture Barrier

Moisture barrier is applied underneath the fabric cover as a means of protecting the foam. Not available with TB133.

California TB133 Fire Safety Code

The above seating products can be manufactured using the appropriate flame-retardant materials and fabric selection for compliance to California Technical Bulletin 133. Add "FR" to end of model number and add upcharge. Please contact KI customer service for fabric compliance. Not available with moisture barrier. Gore or Nano-Tex treatments can be used when TB133 is required.

Construction

Seat and back frame constructed of welded structural steel. Arms constructed from kiln-dried hardwood. Arms are not field replaceable. Cushions constructed of multiple densities of polyurethane foam. Storage box constructed of laminated plywood, black paint standard.

Options

Casters are NOT available on SLSS loveseat sleeper.

SPECIAL SERVICES

Special Carton Marking

With specially marked information N/C

Shipping

Shipped **assembled freight prepaid f.o.b. High Point, North Carolina 27263** factory. Freight class #175.

Specifications and prices are subject to change without prior notice.

Soltice®
Sleeper

			MODEL NUMBER							Approx. Packaged Weight
			Basic Model	Non-Contrast or Fabric Contrast 1	Fabric Contrast 2	Pull Color	Wood Finish	TB133	Moisture Barrier	
Features	COM									
 	Non-contrast	11.75 yd	SLSS/DS	<input type="checkbox"/> <input type="checkbox"/> <input type="checkbox"/> <input type="checkbox"/>		<input type="checkbox"/> <input type="checkbox"/> <input type="checkbox"/> <input type="checkbox"/>	<input type="checkbox"/> <input type="checkbox"/>	<input type="checkbox"/> <input type="checkbox"/> <input type="checkbox"/> <input type="checkbox"/>	295#	
	Contrast		SLSS/DS/FC	<input type="checkbox"/> <input type="checkbox"/> <input type="checkbox"/> <input type="checkbox"/>	<input type="checkbox"/> <input type="checkbox"/> <input type="checkbox"/> <input type="checkbox"/>	<input type="checkbox"/> <input type="checkbox"/> <input type="checkbox"/> <input type="checkbox"/>	<input type="checkbox"/> <input type="checkbox"/>	<input type="checkbox"/> <input type="checkbox"/> <input type="checkbox"/> <input type="checkbox"/>	295#	
								</		

SOLLS

Loveseat Sleeper (Armless) - DS (Open, Both Sides Facing)

- 1 = Seat and back (Fabric Contrast 1) C.O.M. = 7.5 yd
- 2 = Arms and frame (Fabric Contrast 2) C.O.M. = 4.25 yd

HOW TO ORDER

Indicate the following information on order form:

1. Quantity of each item.
2. Model number, including options. See "How To Build a Model Number".
3. Any special service required.

Note: •The ☐ indicates that a choice is required.

- The absence of the ☐ indicates that no choice is required.

HOW TO BUILD A MODEL NUMBER

- A** Select basic model.
- B** Select non-contrast or fabric contrast 1. Refer to Upholstery Fabric cards in the KI Fabrics & Finishes binder.
- C** Select fabric contrast 2. Refer to Upholstery Fabric cards in the KI Fabrics & Finishes binder.
- D** Select pull handle color. Refer to color addendum at ki.com or in KI Price List or KI Fabrics & Finishes binder.
- E** Select wood finish color. Refer to color addendum at ki.com or in KI Price List or KI Fabrics & Finishes binder. For Kensington Maple add upcharge.

- F** Select TB133.
NFR = No TB133 fire retardant
FR = Fire retardant
See pricing column for TB133 upcharge.
- G** Select moisture barrier.
NMB = No moisture barrier
MB = Moisture barrier
See pricing column for moisture barrier upcharge.

KENSINGTON MAPLE UPCHARGE

Kensington Maple requires extended lead-times.

Model	
SLSP	\$31
SLSP/FC	\$31
SLSS/LFS	\$31
SLSS/RFS	\$31
SLSS/DS	\$31
SLSS/LFS/FC	\$31
SLSS/RFS/FC	\$31
SLSS/DS/FC	\$31
SLS	\$37
SLS/FC	\$37
SLSS/LFS	\$37
SLSS/RFS	\$37
SLSS/DS	\$37
SLSS/LFS/FC	\$37
SLSS/RFS/FC	\$37
SLSS/DS/FC	\$37



Grade C.O.M.	Grade C	Grade D	Grade E & C.O.L.	Grade F	Grade G	Grade H	Grade I	Grade J	Grade K	Grade L Leather	Grade M Leather	TB133 add to list price	Moisture Barrier add to list price
\$ 4779	\$ 5148	\$ 5244	\$ 5362	\$ 5440	\$ 5596	\$ 5753	\$ 5945	\$ 6335	\$ 6724	\$ 7113	\$ 7893	\$ 465	\$ 260
4849	5218	5314	5432	5511	5666	5823	6015	6405	6794	7183	7963	465	260

INFORMATION

C.O.M. Requirements

C.O.M. yardage requirements listed above are based on plain goods 54" wide. If less than 54" wide or fabrics requiring matching (stripes, plaids, prints, large patterns), additional yardage will be needed. Consult C.O.M. matrix on the Ordering C.O.M., and C.O.L. page for additional yardage needed. For C.O.M. fabric sent to KI-High Point on multiple rolls, add an additional yard of fabric per roll to the yardage requirements.

C.O.L. Requirements

Figure 18 sq. ft. of leather (C.O.L.) for each yard shown (i.e., 4.75 x 18 = 85.5 sq ft).

Contrasting Upholstery

When contrasting fabric is chosen, price at highest in-grade.

Moisture Barrier

Moisture barrier is applied underneath the fabric cover as a means of protecting the foam. Not available with TB133.

California TB133 Fire Safety Code

The above seating products can be manufactured using the appropriate flame-retardant materials and fabric selection for compliance to California Technical Bulletin 133. Add "FR" to end of model number and add upcharge. Please contact KI customer service for fabric compliance. Not available with moisture barrier. Gore or Nano-Tex treatments can be used when TB133 is required.

Construction

Seat and back frame constructed of welded structural steel. Arms constructed from kiln-dried hardwood. Arms are not field replaceable. Cushions constructed of multiple densities of polyurethane foam. Storage box constructed of laminated plywood, black paint standard.

Options

Casters are NOT available on SLSS loveseat sleeper.

SPECIAL SERVICES

Special Carton Marking

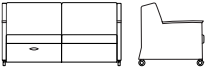


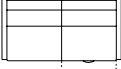
With specially marked information N/C

Shipping

Shipped **assembled freight prepaid f.o.b. High Point, North Carolina 27263** factory. Freight class #175.

Specifications and prices are subject to change without prior notice.

Soltice®
Sleeper

			MODEL NUMBER							Approx. Packaged Weight
			Basic Model	Non-Contrast or Fabric Contrast 1	Fabric Contrast 2	Pull Color	Wood Finish	TB133	Moisture Barrier	
  SOLLS Loveseat Sleeper (Closed Arm) - LFS (Open, Left Side Facing) <ul style="list-style-type: none">• 1 = Seat and back (Fabric Contrast 1) C.O.M. = 7.5 yd• 2 = Arms and frame (Fabric Contrast 2) C.O.M. = 5.5 yd	Non-contrast	11.75 yd	SLSSP/LFS	<input type="checkbox"/> <input type="checkbox"/> <input type="checkbox"/> <input type="checkbox"/>		<input type="checkbox"/> <input type="checkbox"/> <input type="checkbox"/> <input type="checkbox"/>	<input type="checkbox"/> <input type="checkbox"/>	<input type="checkbox"/> <input type="checkbox"/>	<input type="checkbox"/> <input type="checkbox"/>	270#
	Contrast		SLSSP/LFS/FC	<input type="checkbox"/> <input type="checkbox"/> <input type="checkbox"/> <input type="checkbox"/>	<input type="checkbox"/> <input type="checkbox"/> <input type="checkbox"/> <input type="checkbox"/>	<input type="checkbox"/> <input type="checkbox"/> <input type="checkbox"/> <input type="checkbox"/>	<input type="checkbox"/> <input type="checkbox"/>	<input type="checkbox"/> <input type="checkbox"/>	<input type="checkbox"/> <input type="checkbox"/>	270#
  SOLLS Loveseat Sleeper (Closed Arm) - RFS (Open, Right Side Facing) <ul style="list-style-type: none">• 1 = Seat and back (Fabric Contrast 1) C.O.M. = 7.5 yd• 2 = Arms and frame (Fabric Contrast 2) C.O.M. = 5.5 yd	Non-contrast	11.75 yd	SLSSP/RFS	<input type="checkbox"/> <input type="checkbox"/> <input type="checkbox"/> <input type="checkbox"/>		<input type="checkbox"/> <input type="checkbox"/> <input type="checkbox"/> <input type="checkbox"/>	<input type="checkbox"/> <input type="checkbox"/>	<input type="checkbox"/> <input type="checkbox"/>	<input type="checkbox"/> <input type="checkbox"/>	270#
	Contrast		SLSSP/RFS/FC	<input type="checkbox"/> <input type="checkbox"/> <input type="checkbox"/> <input type="checkbox"/>	<input type="checkbox"/> <input type="checkbox"/> <input type="checkbox"/> <input type="checkbox"/>	<input type="checkbox"/> <input type="checkbox"/> <input type="checkbox"/> <input type="checkbox"/>	<input type="checkbox"/> <input type="checkbox"/>	<input type="checkbox"/> <input type="checkbox"/>	<input type="checkbox"/> <input type="checkbox"/>	270#

HOW TO ORDER

Indicate the following information on order form:

1. Quantity of each item.
2. Model number, including options. See "How To Build a Model Number".
3. Any special service required.

Note: •The ☐ indicates that a choice is required.
•The absence of the ☐ indicates that no choice is required.

HOW TO BUILD A MODEL NUMBER

- A** Select basic model.
- B** Select non-contrast or fabric contrast 1.
Refer to Upholstery Fabric cards in the KI Fabrics & Finishes binder.
- C** Select fabric contrast 2.
Refer to Upholstery Fabric cards in the KI Fabrics & Finishes binder.
- D** Select pull handle color.
Refer to color addendum at ki.com or in KI Price List or KI Fabrics & Finishes binder.
- E** Select wood finish color.
Refer to color addendum at ki.com or in KI Price List or KI Fabrics & Finishes binder.
For Kensington Maple add upcharge.

- F** Select TB133.
NFR = No TB133 fire retardant
FR = Fire retardant
See pricing column for TB133 upcharge.
- G** Select moisture barrier.
NMB = No moisture barrier
MB = Moisture barrier
See pricing column for moisture barrier upcharge.

KENSINGTON MAPLE UPCHARGE

Kensington Maple requires extended lead-times.

Model	
SLSP	\$31
SLSP/FC	\$31
SLSSP/LFS	\$31
SLSSP/RFS	\$31
SLSSP/DS	\$31
SLSSP/LFS/FC	\$31
SLSSP/RFS/FC	\$31
SLSSP/DS/FC	\$31

SLS	\$37
SLS/FC	\$37
SLSS/LFS	\$37
SLSS/RFS	\$37
SLSS/DS	\$37
SLSS/LFS/FC	\$37
SLSS/RFS/FC	\$37
SLSS/DS/FC	\$37



Grade C.O.M.	Grade C	Grade D	Grade E & C.O.L.	Grade F	Grade G	Grade H	Grade I	Grade J	Grade K	Grade L Leather	Grade M Leather	TB133 add to list price	Moisture Barrier add to list price
\$ 4026	\$ 4394	\$ 4491	\$ 4608	\$ 4688	\$ 4843	\$ 4999	\$ 5192	\$ 5582	\$ 5971	\$ 6360	\$ 7140	\$ 465	\$ 260
4096	4464	4561	4678	4758	4913	5069	5262	5652	6041	6430	7210	465	260

\$ 4026	\$ 4394	\$ 4491	\$ 4608	\$ 4688	\$ 4843	\$ 4999	\$ 5192	\$ 5582	\$ 5971	\$ 6360	\$ 7140	\$ 465	\$ 260
4096	4464	4561	4678	4758	4913	5069	5262	5652	6041	6430	7210	465	260

INFORMATION

C.O.M. Requirements

C.O.M. yardage requirements listed above are based on plain goods 54" wide. If less than 54" wide or fabrics requiring matching (stripes, plaids, prints, large patterns), additional yardage will be needed. Consult C.O.M. matrix on the Ordering C.O.M., and C.O.L. page for additional yardage needed. For C.O.M. fabric sent to KI-High Point on multiple rolls, add an additional yard of fabric per roll to the yardage requirements.

C.O.L. Requirements

Figure 18 sq. ft. of leather (C.O.L.) for each yard shown (i.e., 4.75 x 18 = 85.5 sq ft).

Contrasting Upholstery

When contrasting fabric is chosen, price at highest in-grade.

Moisture Barrier

Moisture barrier is applied underneath the fabric cover as a means of protecting the foam. Not available with TB133.

California TB133 Fire Safety Code

The above seating products can be manufactured using the appropriate flame-retardant materials and fabric selection for compliance to California Technical Bulletin 133. Add "FR" to end of model number and add upcharge. Please contact KI customer service for fabric compliance. Not available with moisture barrier. Gore or Nano-Tex treatments can be used when TB133 is required.

Construction

Seat and back frame constructed of welded structural steel. Arms constructed from kiln-dried hardwood. Arms are not field replaceable. Cushions constructed of multiple densities of polyurethane foam. Storage box constructed of laminated plywood, black paint standard.

Options

Casters are NOT available on SLSS loveseat sleeper.

SPECIAL SERVICES

Special Carton Marking

With specially marked information N/C

Shipping

Shipped **assembled freight prepaid f.o.b. High Point, North Carolina 27263** factory. Freight class #175.

Specifications and prices are subject to change without prior notice.

SOLLS

Loveseat Sleeper (Closed Arm) - DS (Open, Both Sides Facing)

- 1 = Seat and back (Fabric Contrast 1)
C.O.M. = 7.5 yd
- 2 = Arms and frame (Fabric Contrast 2)
C.O.M. = 5.5 yd

Note: • The ☐ indicates that a choice is required.
• The absence of the ☐ indicates that no choice is required.

- A** Select basic model.
- B** Select non-contrast or fabric contrast 1.
Refer to Upholstery Fabric cards in the KI Fabrics & Finishes binder.
- C** Select fabric contrast 2.
Refer to Upholstery Fabric cards in the KI Fabrics & Finishes binder.
- D** Select pull handle color.
Refer to color addendum at ki.com or in KI Price List or KI Fabrics & Finishes binder.
- E** Select wood finish color.
Refer to color addendum at ki.com or in KI Price List or KI Fabrics & Finishes binder.
For Kensington Maple add upcharge.

NMB = No moisture barrier
MB = Moisture barrier
 See pricing column for moisture barrier upcharge.

SLS	\$37
SLS/FC	\$37
SLSS/LFS	\$37
SLSS/RFS	\$37
SLSS/DS	\$37
SLSS/LFS/FC	\$37
SLSS/RFS/FC	\$37
SLSS/DS/FC	\$37



Grade C.O.M.	Grade C	Grade D	Grade E & C.O.L.	Grade F	Grade G	Grade H	Grade I	Grade J	Grade K	Grade L Leather	Grade M Leather	TB133 add to list price	Moisture Barrier add to list price
\$ 5156	\$ 5524	\$ 5621	\$ 5738	\$ 5816	\$ 5973	\$ 6129	\$ 6322	\$ 6711	\$ 7101	\$ 7490	\$ 8270	\$ 465	\$ 260
5226	5594	5691	5808	5886	6043	6199	6392	6782	7171	7560	8340	465	260

INFORMATION

C.O.M. Requirements

C.O.M. yardage requirements listed above are based on plain goods 54" wide. If less than 54" wide or fabrics requiring matching (stripes, plaids, prints, large patterns), additional yardage will be needed. Consult C.O.M. matrix on the Ordering C.O.M., and C.O.L. page for additional yardage needed. For C.O.M. fabric sent to KI-High Point on multiple rolls, add an additional yard of fabric per roll to the yardage requirements.

C.O.L. Requirements

Figure 18 sq. ft. of leather (C.O.L.) for each yard shown (i.e., 4.75 x 18 = 85.5 sq ft).

Contrasting Upholstery

When contrasting fabric is chosen, price at highest in-grade.

Moisture Barrier

Moisture barrier is applied underneath the fabric cover as a means of protecting the foam. Not available with TB133.

California TB133 Fire Safety Code

The above seating products can be manufactured using the appropriate flame-retardant materials and fabric selection for compliance to California Technical Bulletin 133. Add "FR" to end of model number and add upcharge. Please contact KI customer service for fabric compliance. Not available with moisture barrier. Gore or Nano-Tex treatments can be used when TB133 is required.

Construction

Seat and back frame constructed of welded structural steel. Arms constructed from kiln-dried hardwood. Arms are not field replaceable. Cushions constructed of multiple densities of polyurethane foam. Storage box constructed of laminated plywood, black paint standard.

Options

Casters are NOT available on SLSS loveseat sleeper.

SPECIAL SERVICES

Special Carton Marking

With specially marked information N/C

Shipping

Shipped **assembled freight prepaid f.o.b. High Point, North Carolina 27263** factory. Freight class #175.

Specifications and prices are subject to change without prior notice.

Soltice®

Sleeper Replacement Parts

				MODEL NUMBER				
				Basic Model	Non-Contrast or Fabric Contrast 1	TB133	Moisture Barrier	
MODEL		Features	COM					Approx. Packaged Weight
SOLLS	Loveseat Sleeper Replacement Seat & Back Cushions - LFS • Open, left side facing	No arm	3.75 yd	SLSSC/LFS	□□□□	□□□	□□□	25#
		Closed arm	3.75 yd	SLSSPC/LFS	□□□□	□□□	□□□	25#
SOLLS	Loveseat Sleeper Replacement Seat & Back Cushions - RFS • Open, right side facing	No arm	3.75 yd	SLSSC/RFS	□□□□	□□□	□□□	25#
		Closed arm	3.75 yd	SLSSPC/RFS	□□□□	□□□	□□□	25#
SOLLS	Loveseat Sleeper Replacement Seat & Back Cushions - DS • Open, both sides facing	No arm	7.5 yd	SLSSC/DS	□□□□	□□□	□□□	50#
		Closed arm	7.5 yd	SLSSPC/DS	□□□□	□□□	□□□	50#
				A	B	C	D	

HOW TO ORDER

Indicate the following information on order form:

1. Quantity of each item.
2. Model number, including options. See "How To Build a Model Number".
3. Any special service required.

Note: •The □ indicates that a choice is required.
•The absence of the □ indicates that no choice is required.

HOW TO BUILD A MODEL NUMBER

- A** Select basic model.
- B** Select non-contrast or fabric contrast 1. Refer to Upholstery Fabric cards in the KI Fabrics & Finishes binder.
- C** Select TB133.
NFR = No TB133 fire retardant
FR = Fire retardant
See pricing column for TB133 upcharge.
- D** Select moisture barrier.
NMB = No moisture barrier
MB = Moisture barrier
See pricing column for moisture barrier upcharge.

INFORMATION

Moisture Barrier
Moisture barrier is applied underneath the fabric cover as a means of protecting the foam. Not available with TB133.

C.O.M. Requirements
C.O.M. yardage requirements listed above are based on plain goods 54" wide. If less than 54" wide or fabrics requiring matching (stripes, plaids, prints, large patterns), additional yardage will be needed. Consult C.O.M. matrix on the Ordering C.O.M., and C.O.L. page for additional yardage needed. For C.O.M. fabric sent to KI-High Point on multiple rolls, add an additional yard of fabric per roll to the yardage requirements.

C.O.L. Requirements
Figure 18 sq. ft. of leather (C.O.L.) for each yard shown (i.e., 4.75 x 18 = 85.5 sq ft).

California TB133 Fire Safety Code
The above seating products can be manufactured using the appropriate flame-retardant materials and fabric selection for compliance

to California Technical Bulletin 133. Add "FR" to end of model number and add upcharge. Please contact KI customer service for fabric compliance. Not available with moisture barrier. Gore or Nano-Tex treatments can be used when TB133 is required.



Grade C.O.M.	Grade C	Grade D	Grade E & C.O.L.	Grade F	Grade G	Grade H	Grade I	Grade J	Grade K	Grade L Leather	Grade M Leather	TB133 add to list price	Moisture Barrier add to list price
\$ 710	\$ 729	\$ 766	\$ 814	\$ 838	\$ 895	\$ 952	\$ 1024	\$ 1167	\$ 1309	\$ 1453	\$ 1741	\$ 113	\$ 73
710	729	766	814	838	895	952	1024	1167	1309	1453	1741	113	73
\$ 710	\$ 729	\$ 766	\$ 814	\$ 838	\$ 895	\$ 952	\$ 1024	\$ 1167	\$ 1309	\$ 1453	\$ 1741	\$ 113	\$ 73
710	729	766	814	838	895	952	1024	1167	1309	1453	1741	113	73
\$ 1419	\$ 1457	\$ 1532	\$ 1618	\$ 1677	\$ 1790	\$ 1904	\$ 2048	\$ 2334	\$ 2618	\$ 2907	\$ 3481	\$ 206	\$ 133
1419	1457	1532	1618	1677	1790	1904	2048	2334	2618	2907	3481	206	133

SPECIAL SERVICES

Special Carton Marking

With specially marked information N/C

Shipping

Shipped **knockdown freight prepaid f.o.b. High Point, North Carolina 27263** factory. Freight class #175.

Specifications and prices are subject to change without prior notice.

- 1 = Back and arms (Fabric Contrast 1) C.O.M. = 4.5 yd
- 2 = Seat (Fabric Contrast 2) C.O.M. = 1.5 yd

1. Quantity of each item.
2. Model number, including options. See "How To Build a Model Number".
3. Any special service required.

Note:

- The ☐ indicates that a choice is required.
- The absence of the ☐ indicates that no choice is required.

E Select catheter bag attachment hook.

NCA	= No catheter attachment
CA	= Catheter attachment: add \$41

H Select wood finish color.
Refer to color addendum at ki.com or in
KI Price List or KI Fabrics & Finishes
binder.

C.O.M. Requirements
C.O.M. yardage requirements listed above are based on plain goods 54" wide. If less than 54" wide or fabrics requiring matching (stripes, plaids, prints, large patterns), additional yardage will be needed. Consult C.O.M. matrix on the Ordering C.O.M., and C.O.L. page for additional yardage needed.



Grade C.O.M.	Grade C	Grade D	Grade E & C.O.L.	Grade F	Grade G	Grade H	Grade I	Grade J	Grade K	Grade L Leather	Grade M Leather
\$ 2443	\$ 2476	\$ 2530	\$ 2595	\$ 2638	\$ 2724	\$ 2810	\$ 2919	\$ 3135	\$ 3351	\$ 3567	\$ 3999
2513	2546	2600	2665	2708	2794	2880	2989	3205	3421	3637	4070

For C.O.M. fabric sent to KI-High Point on multiple rolls, add an additional yard of fabric per roll to the yardage requirements.

C.O.L. Requirements

Figure 18 sq. ft. of leather (C.O.L.) for each yard shown (i.e., 4.75 x 18 = 85.5 sq ft).

Contrasting Upholstery

When contrasting fabric is chosen, price at highest in-grade.

California TB133 Fire Safety Code

The above seating products can be manufactured using the appropriate flame-retardant materials and fabric selection for compliance to California Technical Bulletin 133. Add "FR" to end of model number and add upcharge. Please contact KI customer service for fabric compliance. Not available with moisture barrier. Gore or Nano-Tex treatments can be used when TB133 is required.

Options

SR cannot be manufactured without casters

and pushbar.

Pushbar standard.

SPECIAL SERVICES

Special Carton Marking

With specially marked information N/C

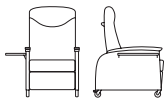
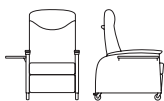
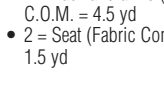

Shipping

Shipped **assembled freight prepaid f.o.b. High Point, North Carolina 27263** factory. Freight class #150.

Specifications and prices are subject to change without prior notice.

Soltice®

Recliner

			MODEL NUMBER									
	Features	COM	Basic Model	Non-Contrast or Fabric Contrast 1	Fabric Contrast 2	I.V. Pole	Catheter Attachment	Magazine Rack	Arm Cap	Wood Finish	Laminate Color	
	Left facing	5.5 yd	SR/LFT/LT	□□□□		□□□□	□□□	□□□	□□□	□□□	□□□	
	Right facing	5.5 yd	SR/RFT/LT	□□□□		□□□□	□□□	□□□	□□□	□□□	□□□	
SORL												
Recliner (w/ Laminate Side Articulating Tablet) - Non-contrast												
	Left facing		SR/FC/LFT/LT	□□□□	□□□□	□□□□	□□□	□□□	□□□	□□□	□□□	
	Right facing		SR/FC/RFT/LT	□□□□	□□□□	□□□□	□□□	□□□	□□□	□□□	□□□	
Recliner (w/ Laminate Side Articulating Tablet) - Contrast												
<ul style="list-style-type: none">1 = Back and arms (Fabric Contrast 1) C.O.M. = 4.5 yd2 = Seat (Fabric Contrast 2) C.O.M. = 1.5 yd												
	Left facing	5.5 yd	SR/LFRT/LT	□□□□		□□□□	□□□	□□□	□□□	□□□	□□□	
	Right facing	5.5 yd	SR/RFRT/LT	□□□□		□□□□	□□□	□□□	□□□	□□□	□□□	
SORL												
Recliner (w/ Laminate Top Articulating Tablet) - Non-contrast												
	Left facing		SR/FC/LFRT/LT	□□□□	□□□□	□□□□	□□□	□□□	□□□	□□□	□□□	
	Right facing		SR/FC/RFRT/LT	□□□□	□□□□	□□□□	□□□	□□□	□□□	□□□	□□□	
Recliner (w/ Laminate Top Articulating Tablet) - Contrast												
<ul style="list-style-type: none">1 = Back and arms (Fabric Contrast 1) C.O.M. = 4.5 yd2 = Seat (Fabric Contrast 2) C.O.M. = 1.5 yd												

A

B

C

D

E

F

G

H

I

A

B

C

D

E

F

G

H

I

HOW TO ORDER

Indicate the following information on order form:

- Quantity of each item.
- Model number, including options. See "How To Build a Model Number".
- Any special service required.

Note: • The □ indicates that a choice is required.
• The absence of the □ indicates that no choice is required.

HOW TO BUILD A MODEL NUMBER

- A** Select basic model.

- B** Select non-contrast or fabric contrast 1.
Refer to Upholstery Fabric cards in the KI Fabrics & Finishes binder.

- C** Select fabric contrast 2.
Refer to Upholstery Fabric cards in the KI Fabrics & Finishes binder.

- D** Select I.V. pole.
NS = No pole
LFIV = Left front pole; add \$260
LRIV = Left rear pole; add \$260
RFIV = Right front pole; add \$260
RRIV = Right rear pole; add \$260

- E** Select catheter bag attachment hook.
NCA = No catheter attachment
CA = Catheter attachment; add \$41

- F** Select magazine rack.
NMR = No rack
LFM = Left side rack; add \$174
RFM = Right side rack; add \$174
 Magazine rack fabric will match arm fabric selection (Fabric Contrast 1). C.O.M. = .5 yd

- G** Select arm option.
WAC = Wood (standard)
PAC = Black poly (pair); add \$152
NAC = No armcaps

- H** Select wood finish color.
Refer to color addendum at ki.com or in KI Price List or KI Fabrics & Finishes binder.

- I** Select laminate color.
Refer to color addendum at ki.com or in KI Price List or KI Fabrics & Finishes binder.

INFORMATION

Moisture Barrier \$126
TB133 \$266

Kensington Maple Upcharge

Kensington Maple requires extended lead-times.
Model
Soltice® Recliner \$10

Options

Additional options may be ordered.
Add /XX to the end of the model number and upcharge.

Trendelenberg
/TM and \$144

C.O.M. Requirements

C.O.M. yardage requirements listed above are based on plain goods 54" wide. If less than 54" wide or fabrics requiring matching (stripes, plaids, prints, large patterns), additional yardage will be needed. Consult C.O.M. matrix on the Ordering C.O.M., and C.O.L. page for additional yardage needed.



Approx. Packaged Weight	Grade C.O.M.	Grade C	Grade D	Grade E & C.O.L.	Grade F	Grade G	Grade H	Grade I	Grade J	Grade K	Grade L Leather	Grade M Leather
-------------------------------	-----------------	------------	------------	------------------------	------------	------------	------------	------------	------------	------------	--------------------	--------------------

113#	\$ 2648	\$ 2681	\$ 2734	\$ 2800	\$ 2842	\$ 2929	\$ 3015	\$ 3123	\$ 3339	\$ 3556	\$ 3772	\$ 4204
------	---------	---------	---------	---------	---------	---------	---------	---------	---------	---------	---------	---------

113#	2648	2681	2734	2800	2842	2929	3015	3123	3339	3556	3772	4204
------	------	------	------	------	------	------	------	------	------	------	------	------

113#	\$ 2718	\$ 2751	\$ 2804	\$ 2870	\$ 2912	\$ 2999	\$ 3085	\$ 3193	\$ 3409	\$ 3626	\$ 3842	\$ 4275
------	---------	---------	---------	---------	---------	---------	---------	---------	---------	---------	---------	---------

113#	2718	2751	2804	2870	2912	2999	3085	3193	3409	3626	3842	4275
------	------	------	------	------	------	------	------	------	------	------	------	------

113#	\$ 2648	\$ 2681	\$ 2734	\$ 2800	\$ 2842	\$ 2929	\$ 3015	\$ 3123	\$ 3339	\$ 3556	\$ 3772	\$ 4204
------	---------	---------	---------	---------	---------	---------	---------	---------	---------	---------	---------	---------

113#	2648	2681	2734	2800	2842	2929	3015	3123	3339	3556	3772	4204
------	------	------	------	------	------	------	------	------	------	------	------	------

113#	\$ 2718	\$ 2751	\$ 2804	\$ 2870	\$ 2912	\$ 2999	\$ 3085	\$ 3193	\$ 3409	\$ 3626	\$ 3842	\$ 4275
------	---------	---------	---------	---------	---------	---------	---------	---------	---------	---------	---------	---------

113#	2718	2751	2804	2870	2912	2999	3085	3193	3409	3626	3842	4275
------	------	------	------	------	------	------	------	------	------	------	------	------

For C.O.M. fabric sent to KI-High Point on multiple rolls, add an additional yard of fabric per roll to the yardage requirements.

C.O.L. Requirements

Figure 18 sq. ft. of leather (C.O.L.) for each yard shown (i.e., 4.75 x 18 = 85.5 sq ft).

Contrasting Upholstery

When contrasting fabric is chosen, price at highest in-grade.

California TB133 Fire Safety Code

The above seating products can be manufactured using the appropriate flame-retardant materials and fabric selection for compliance to California Technical Bulletin 133. Add "FR" to end of model number and add upcharge. Please contact KI customer service for fabric compliance. Not available with moisture barrier. Gore or Nano-Tex treatments can be used when TB133 is required.

Construction

Frame constructed of kiln-dried lumber and

laminated hardwood plywood. Exposed wood components finished with catalyzed varnish (specify finish when ordering). Tight seat constructed with universal 7.5-gauge sinuous wire springs. Tight back sprung with stretch strap webbing stapled into position. Multiple densities of polyurethane foam covered with a layer of .75 super soft foam. Seats, backs and arms are field replaceable. Mechanism chassis is of 2" x 1" 14-gauge rectangular steel tube frame welded at all member connection and powder coated to seal frame.

Options

SR cannot be manufactured without casters and pushbar.

Pushbar standard.

SPECIAL SERVICES

Special Carton Marking

With specially marked information N/C

Shipping

Shipped **assembled freight prepaid f.o.b. High Point, North Carolina 27263** factory. Freight class #150.

Specifications and prices are subject to change without prior notice.

HOW TO ORDER

1. Quantity of each item.
2. Model number, including options. See "How To Build a Model Number".
3. Any special service required.

Note: • The ☐ indicates that a choice is required.
• The absence of the ☐ indicates that no choice is required.

A Select basic model.

- B** Select non-contrast or fabric contrast 1.
Refer to Upholstery Fabric cards in the KI
Fabrics & Finishes binder.
- C** Select fabric contrast 2.
Refer to Upholstery Fabric cards in the KI
Fabrics & Finishes binder.
- D** Select I.V. pole.
- | | |
|-------------|-------------------------------|
| NS | = No pole |
| LFIV | = Left front pole; add \$260 |
| LRIV | = Left rear pole; add \$260 |
| RFIV | = Right front pole; add \$260 |
| RRIV | = Right rear pole; add \$260 |
- E** Select catheter bag attachment hook.
- | | |
|------------|---------------------------------|
| NCA | = No catheter attachment |
| CA | = Catheter attachment; add \$41 |

- F** Select magazine rack.
- | | |
|------------|------------------------------|
| NMR | = No rack |
| LFM | = Left side rack; add \$174 |
| RFM | = Right side rack; add \$174 |
- Magazine rack fabric will match arm fabric selection (Fabric Contrast 1). C.O.M.
= .5 yd
- G** Select arm option.
- | | |
|------------|--------------------------------|
| WAC | = Wood (standard) |
| PAC | = Black poly (pair); add \$152 |
| NAC | = No armcaps |
- H** Select wood finish color.
Refer to color addendum at ki.com or in KI Price List or KI Fabrics & Finishes binder.
- I** Select veneer color.
Refer to color addendum at ki.com or in KI Price List or KI Fabrics & Finishes binder

Moisture Barrier	\$126
TB133	\$266

Kensington Maple Upcharge
Kensington Maple requires extended lead-times.
Model
Soltice® Recliner **\$10**

Options

Additional options may be ordered.
Add /XX to the end of the model number and
upcharge.

Trendelenberg
/TM and \$144

C.O.M. Requirements

C.O.M. yardage requirements listed above are based on plain goods 54" wide. If less than 54" wide or fabrics requiring matching (stripes, plaids, prints, large patterns), additional yardage will be needed. Consult C.O.M. matrix on the Ordering C.O.M., and C.O.L. page for additional yardage needed.



Approx. Packaged Weight	Grade C.O.M.	Grade C	Grade D	Grade E & C.O.L.	Grade F	Grade G	Grade H	Grade I	Grade J	Grade K	Grade L Leather	Grade M Leather
-------------------------------	-----------------	------------	------------	------------------------	------------	------------	------------	------------	------------	------------	--------------------	--------------------

113#	\$ 2648	\$ 2681	\$ 2734	\$ 2800	\$ 2842	\$ 2929	\$ 3015	\$ 3123	\$ 3339	\$ 3556	\$ 3772	\$ 4204
------	---------	---------	---------	---------	---------	---------	---------	---------	---------	---------	---------	---------

113#	2648	2681	2734	2800	2842	2929	3015	3123	3339	3556	3772	4204
------	------	------	------	------	------	------	------	------	------	------	------	------

113#	\$ 2718	\$ 2751	\$ 2804	\$ 2870	\$ 2912	\$ 2999	\$ 3085	\$ 3193	\$ 3409	\$ 3626	\$ 3842	\$ 4275
------	---------	---------	---------	---------	---------	---------	---------	---------	---------	---------	---------	---------

113#	2718	2751	2804	2870	2912	2999	3085	3193	3409	3626	3842	4275
------	------	------	------	------	------	------	------	------	------	------	------	------

113#	\$ 2648	\$ 2681	\$ 2734	\$ 2800	\$ 2842	\$ 2929	\$ 3015	\$ 3123	\$ 3339	\$ 3556	\$ 3772	\$ 4204
------	---------	---------	---------	---------	---------	---------	---------	---------	---------	---------	---------	---------

113#	2648	2681	2734	2800	2842	2929	3015	3123	3339	3556	3772	4204
------	------	------	------	------	------	------	------	------	------	------	------	------

113#	\$ 2718	\$ 2751	\$ 2804	\$ 2870	\$ 2912	\$ 2999	\$ 3085	\$ 3193	\$ 3409	\$ 3626	\$ 3842	\$ 4275
------	---------	---------	---------	---------	---------	---------	---------	---------	---------	---------	---------	---------

113#	2718	2751	2804	2870	2912	2999	3085	3193	3409	3626	3842	4275
------	------	------	------	------	------	------	------	------	------	------	------	------

For C.O.M. fabric sent to KI-High Point on multiple rolls, add an additional yard of fabric per roll to the yardage requirements.

C.O.L. Requirements

Figure 18 sq. ft. of leather (C.O.L.) for each yard shown (i.e., 4.75 x 18 = 85.5 sq ft).

Contrasting Upholstery

When contrasting fabric is chosen, price at highest in-grade.

California TB133 Fire Safety Code

The above seating products can be manufactured using the appropriate flame-retardant materials and fabric selection for compliance to California Technical Bulletin 133. Add "FR" to end of model number and add upcharge. Please contact KI customer service for fabric compliance. Not available with moisture barrier. Gore or Nano-Tex treatments can be used when TB133 is required.

Construction

Frame constructed of kiln-dried lumber and

laminated hardwood plywood. Exposed wood components finished with catalyzed varnish (specify finish when ordering). Tight seat constructed with universal 7.5-gauge sinuous wire springs. Tight back sprung with stretch strap webbing stapled into position. Multiple densities of polyurethane foam covered with a layer of .75 super soft foam. Seats, backs and arms are field replaceable. Mechanism chassis is of 2" x 1" 14-gauge rectangular steel tube frame welded at all member connection and powder coated to seal frame.

Options

SR cannot be manufactured without casters and pushbar.

Pushbar standard.

SPECIAL SERVICES

Special Carton Marking

With specially marked information N/C

Shipping

Shipped **assembled freight prepaid f.o.b. High Point, North Carolina 27263** factory. Freight class #175.

Specifications and prices are subject to change without prior notice.

Soltice®

Recliner Replacement Parts

MODEL		MODEL NUMBER				Approx. Packaged Weight		Wood Finish
		Basic Model	Non-Contrast or Fabric Contrast 1	Arm Cap	Wood Finish			
SORP	Replacement Back	2	SRRBK	<input type="checkbox"/> <input type="checkbox"/> <input type="checkbox"/> <input type="checkbox"/>		8#	N/A	
SORP	Replacement Seat Cover Only <ul style="list-style-type: none">Uph. cover	1.5	SRRSC	<input type="checkbox"/> <input type="checkbox"/> <input type="checkbox"/> <input type="checkbox"/>		2#	N/A	
SORP	Replacement Arm <ul style="list-style-type: none">Includes arm cap	2.5	SRRCA/(RF/LF)	<input type="checkbox"/> <input type="checkbox"/> <input type="checkbox"/> <input type="checkbox"/>	<input type="checkbox"/> <input type="checkbox"/> <input type="checkbox"/> <input type="checkbox"/>	12#	N/A	
SORP	Replacement Arm Caps <ul style="list-style-type: none">Set of 2		SRRAC		<input type="checkbox"/> <input type="checkbox"/> <input type="checkbox"/> <input type="checkbox"/>	3#	\$ 242	
SORP	Replacement Footrest <ul style="list-style-type: none">Includes hardware	.5	SRRFT	<input type="checkbox"/> <input type="checkbox"/> <input type="checkbox"/> <input type="checkbox"/>		3#	N/A	
SORP	Replacement Casters - Std. (set of 2) <ul style="list-style-type: none">Includes metal plate		SRRSCP			1#	\$ 131	
SORP	Replacement Casters - Locking (set of 2) <ul style="list-style-type: none">Includes metal plate		SRRLCP			1#	\$ 151	

A

B

C

D

HOW TO ORDER

Indicate the following information on order form:

- 1. Quantity of each item.
- 2. Model number, including options. See "How To Build a Model Number".
- 3. Any special service required.

Note: •The ☐ indicates that a choice is required.
•The absence of the ☐ indicates that no choice is required.

HOW TO BUILD A MODEL NUMBER

- A** Select basic model.
- B** Select non-contrast or fabric contrast 1. Refer to Upholstery Fabric cards in the KI Fabrics & Finishes binder.
- C** Select arm option.

WAC

= Wood (standard)

PAC

= Black poly (pair); add \$152
- D** Select wood finish color. Refer to color addendum at [ki.com](#) or in KI Price List or KI Fabrics & Finishes binder.

KENSINGTON MAPLE UPCHARGE

Kensington Maple requires extended lead-times.
Model
SRRCA \$21 (per arm)
SRRAC \$21

INFORMATION

C.O.M. Requirements
C.O.M. yardage requirements listed above are based on plain goods 54" wide. If less than 54" wide or fabrics requiring matching (stripes, plaids, prints, large patterns), additional yardage will be needed. Consult C.O.M. matrix on the Ordering C.O.M., and C.O.L. page for additional yardage needed. For C.O.M. fabric sent to KI-High Point on multiple rolls, add an additional yard of fabric per roll to the yardage requirements.

C.O.L. Requirements
Figure 18 sq. ft. of leather (C.O.L.) for each yard shown (i.e., 4.75 x 18 = 85.5 sq ft).

Contrasting Upholstery
When contrasting fabric is chosen, price at highest in-grade.

California TB133 Fire Safety Code
The above seating products can be manufactured using the appropriate flame-retardant materials and fabric selection for compliance to California Technical Bulletin 133. Add



Grade C.O.M.	Grade C	Grade D	Grade E & C.O.L.	Grade F	Grade G	Grade H	Grade I	Grade J	Grade K	Grade L Leather	Grade M Leather	TB133 add to list price	Moisture Barrier add to list price
\$ 734	\$ 746	\$ 766	\$ 789	\$ 805	\$ 836	\$ 868	\$ 907	\$ 986	\$ 1064	\$ 1142	\$ 1300	\$ 115	\$ 94
\$ 331	\$ 340	\$ 354	\$ 373	\$ 384	\$ 408	\$ 431	\$ 460	\$ 520	\$ 578	\$ 638	\$ 755	\$ 94	\$ 78
\$ 512	\$ 527	\$ 552	\$ 581	\$ 600	\$ 640	\$ 679	\$ 729	\$ 826	\$ 925	\$ 1023	\$ 1221	\$ 136	\$ 115
												N/A	N/A
\$ 206	\$ 209	\$ 213	\$ 219	\$ 224	\$ 232	\$ 239	\$ 249	\$ 269	\$ 288	\$ 308	\$ 347	\$ 63	\$ 53
												N/A	N/A
												N/A	N/A

“FR” to end of model number and add upcharge. Please contact KI customer service for fabric compliance. Not available with moisture barrier. Gore or Nano-Tex treatments can be used when TB133 is required.

SPECIAL SERVICES

Special Carton Marking

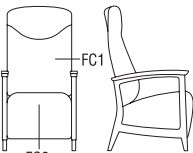
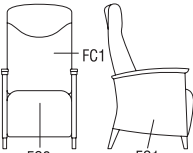
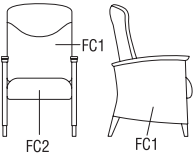
With specially marked information N/C

Shipping

Shipped **knockdown freight prepaid f.o.b. High Point, North Carolina 27263** factory. Freight class #175.

Specifications and prices are subject to change without prior notice.

Soltice®
Patient Chair

					MODEL NUMBER							
					Basic Model	Non-Contrast or Fabric Contrast 1	Fabric Contrast 2	Wood Finish	Arm Cap	TB133	Moisture Barrier	
MODEL	Features	COM										
 SOPC	Patient Chair (Open Arm) <ul style="list-style-type: none">1 = Back (Fabric Contrast 1) C.O.M = 2 yd2 = Seat (Fabric Contrast 2) C.O.M. = 1.5 yd	Non-contrast 3.25 yd	SOP	□□□□		□□□	□□□	□□□	□□□	□□□		
	Contrast		SOP/FC	□□□□	□□□□	□□□	□□□	□□□	□□□	□□□		
 SOPC	Patient Chair (Closed Arm) <ul style="list-style-type: none">1 = Back and arms (Fabric Contrast 1) C.O.M. = 4 yd2 = Seat (Fabric Contrast 2) C.O.M. = 1.5 yd	Non-contrast 4.5 yd	SPP	□□□□		□□□	□□□	□□□	□□□	□□□		
	Contrast		SPP/FC	□□□□	□□□□	□□□	□□□	□□□	□□□	□□□		
 SMPC	Motion Patient Chair (Closed Arm) <ul style="list-style-type: none">1 = Back and arms (Fabric Contrast 1) C.O.M. = 4.5 yd2 = Seat (Fabric Contrast 2) C.O.M. = 1.5 yd	Non-contrast 3.75	SPX	□□□□		□□□	□□□	□□□	□□□	□□□		
	Contrast		SPX/FC	□□□□	□□□□	□□□	□□□	□□□	□□□	□□□		

HOW TO ORDER

Indicate the following information on order form:

- 1. Quantity of each item.
- 2. Model number, including options. See "How To Build a Model Number".
- 3. Any special service required.

Note: •The □ indicates that a choice is required.
•The absence of the □ indicates that no choice is required.

HOW TO BUILD A MODEL NUMBER

- A** Select basic model.
- B** Select non-contrast or fabric contrast 1. Refer to Upholstery Fabric cards in the KI Fabrics & Finishes binder.
- C** Select fabric contrast 2. Refer to Upholstery Fabric cards in the KI Fabrics & Finishes binder.
- D** Select wood finish color. Refer to color addendum at ki.com or in KI Price List or KI Fabrics & Finishes binder. For Kensington Maple add upcharge.
- E** Select arm option.
 - WAC** = Wood (Standard)
 - PAC** = Black poly (pair); add \$132
 - NAC** = No armcaps

- F** Select TB133.
 - NFR** = No TB133 fire retardant
 - FR** = Fire retardantSee pricing column for TB133 upcharge.
- G** Select moisture barrier.
 - NMB** = No moisture barrier
 - MB** = Moisture barrierSee pricing column for moisture barrier upcharge.

KENSINGTON MAPLE UPCHARGE

Kensington Maple requires extended lead-times.
Model
SOP \$73
SOP/FC \$73
SPP \$68
SPP/FC \$68
SPX \$31
SPX/FC \$31



Approx. Packaged Weight	Grade C.O.M.	Grade C	Grade D	Grade E & C.O.L.	Grade F	Grade G	Grade H	Grade I	Grade J	Grade K	Grade L Leather	Grade M Leather	TB133 add to list price	Moisture Barrier add to list price
80#	\$ 1449	\$ 1469	\$ 1500	\$ 1539	\$ 1564	\$ 1615	\$ 1667	\$ 1730	\$ 1858	\$ 1986	\$ 2114	\$ 2369	\$ 151	\$ 61
80#	1496	1515	1547	1585	1611	1661	1713	1777	1904	2032	2160	2415	151	61
84#	\$ 1625	\$ 1652	\$ 1696	\$ 1749	\$ 1784	\$ 1855	\$ 1925	\$ 2015	\$ 2191	\$ 2368	\$ 2545	\$ 2898	\$ 243	\$ 105
84#	1672	1698	1743	1796	1831	1902	1972	2061	2237	2414	2591	2945	243	105
89#	\$ 2073	\$ 2095	\$ 2132	\$ 2176	\$ 2205	\$ 2265	\$ 2324	\$ 2398	\$ 2544	\$ 2691	\$ 2839	\$ 3134	\$ 243	\$ 105
89#	2120	2142	2179	2223	2253	2311	2370	2444	2590	2738	2886	3181	243	105

INFORMATION

C.O.M. Requirements

C.O.M. yardage requirements listed above are based on plain goods 54" wide. If less than 54" wide or fabrics requiring matching (stripes, plaids, prints, large patterns), additional yardage will be needed. Consult C.O.M. matrix on the Ordering C.O.M., and C.O.L. page for additional yardage needed. For C.O.M. fabric sent to KI-High Point on multiple rolls, add an additional yard of fabric per roll to the yardage requirements.

C.O.L. Requirements

Figure 18 sq. ft. of leather (C.O.L.) for each yard shown (i.e., 4.75 x 18 = 85.5 sq ft).

Contrasting Upholstery

When contrasting fabric is chosen, price at highest in-grade.

Moisture Barrier

Moisture barrier is applied underneath the fabric cover as a means of protecting the foam. Not available with TB133.

California TB133 Fire Safety Code

The above seating products can be manufactured using the appropriate flame-retardant materials and fabric selection for compliance to California Technical Bulletin 133. Add "FR" to end of model number and add upcharge. Please contact KI customer service for fabric compliance. Not available with moisture barrier. Gore or Nano-Tex treatments can be used when TB133 is required.

SPECIAL SERVICES

Special Carton Marking

With specially marked information N/C

Shipping

Shipped **assembled unless replacement parts which ship k.d. freight prepaid High Point, North Carolina 27263** factory. Freight class #175.

Specifications and prices are subject to change without prior notice.

Soltice®

Patient Chair Replacement Parts

			MODEL NUMBER						
			Basic Model	Non-Contrast or Fabric Contrast 1	Wood Finish	Arm Cap	TB133	Moisture Barrier	
SORP	Patient Chair Replacement Back	2	SRPBK	□□□□			□□□	□□□	
SORP	Patient Chair Replacement Seat	1.5 yd	SRPST	□□□□			□□□	□□□	
SORP	Patient Chair Replacement Open Arm • Includes armcap		SRPOA/(RF/LF)		□□□	□□□			
SORP	Patient Chair Replacement Closed Arm • Includes armcap	2 yd per arm	SRPCA/(RF/LF)	□□□□	□□□	□□□	□□□	□□□	
SORP	Patient Chair Replacement Armcaps • Set of 2		SRPAC		□□□	□□□			
SORP	Motion Patient Chair Replacement Back	2	SRMBK	□□□□			□□□	□□□	
SORP	Motion Patient Chair Replacement Seat • Uph. cover only	1.5	SRMST	□□□□			□□□	□□□	
SORP	Motion Patient Chair Replacement Arm • Includes armcap	2.5	SRMCA/(RF/LF)	□□□□	□□□	□□□	□□□	□□□	
			A	B	C	D	E	F	

HOW TO ORDER

Indicate the following information on order form:

1. Quantity of each item.
2. Model number, including options. See "How To Build a Model Number".
3. Any special service required.

Note: •The □ indicates that a choice is required.
•The absence of the □ indicates that no choice is required.

HOW TO BUILD A MODEL NUMBER

- A

Select basic model.
- B

Select non-contrast or fabric contrast 1.
Refer to Upholstery Fabric cards in the KI Fabrics & Finishes binder.
- C

Select wood finish color.
Refer to color addendum at ki.com or in KI Price List or KI Fabrics & Finishes binder.
- D

Select arm option.
WAC = Wood (Standard)
PAC = Black poly (pair); add \$132
- E

Select TB133.
NFR = No TB133 fire retardant
FR = Fire retardant
See pricing column for TB133 upcharge.

- F

Select moisture barrier.
NMB = No moisture barrier
MB = Moisture barrier
See pricing column for moisture barrier upcharge.

KENSINGTON MAPLE UPCHARGE

Kensington Maple requires extended lead-times.

Model

SRPOA/(RF/LF) \$37

SRPCA/(RF/LF) \$10

SRPAC \$10 (each)

SRMCA/(RF/LF) \$10 (each)



Approx. Packaged Weight	Wood Finish	Grade C.O.M.	Grade C	Grade D	Grade E & C.O.L.	Grade F	Grade G	Grade H	Grade I	Grade J	Grade K	Grade L Leather	Grade M Leather	TB133 add to list price	Moisture Barrier add to list price
8#	N/A	\$ 648	\$ 660	\$ 680	\$ 703	\$ 719	\$ 750	\$ 782	\$ 821	\$ 899	\$ 979	\$ 1057	\$ 1213	\$ 80	\$ 35
15#	N/A	\$ 636	\$ 644	\$ 659	\$ 677	\$ 688	\$ 712	\$ 735	\$ 765	\$ 824	\$ 883	\$ 942	\$ 1060	\$ 61	\$ 26
10#	\$ 398													N/A	N/A
12#	N/A	\$ 628	\$ 640	\$ 660	\$ 683	\$ 699	\$ 730	\$ 762	\$ 801	\$ 880	\$ 958	\$ 1036	\$ 1194	\$ 51	\$ 22
3#	\$ 254													N/A	N/A
8#	N/A	\$ 327	\$ 339	\$ 358	\$ 382	\$ 398	\$ 428	\$ 460	\$ 500	\$ 578	\$ 657	\$ 735	\$ 892	\$ 80	\$ 35
3#	N/A	\$ 278	\$ 284	\$ 294	\$ 306	\$ 313	\$ 329	\$ 345	\$ 364	\$ 404	\$ 444	\$ 483	\$ 561	\$ 61	\$ 26
12#	N/A	\$ 628	\$ 640	\$ 660	\$ 683	\$ 699	\$ 730	\$ 762	\$ 801	\$ 880	\$ 958	\$ 1036	\$ 1194	\$ 51	\$ 22

INFORMATION

Moisture Barrier

Moisture barrier is applied underneath the fabric cover as a means of protecting the foam. Not available with TB133.

C.O.M. Requirements

C.O.M. yardage requirements listed above are based on plain goods 54" wide. If less than 54" wide or fabrics requiring matching (stripes, plaids, prints, large patterns), additional yardage will be needed. Consult C.O.M. matrix on the Ordering C.O.M., and C.O.L. page for additional yardage needed. For C.O.M. fabric sent to KI-High Point on multiple rolls, add an additional yard of fabric per roll to the yardage requirements.

C.O.L. Requirements

Figure 18 sq. ft. of leather (C.O.L.) for each yard shown (i.e., 4.75 x 18 = 85.5 sq ft).

California TB133 Fire Safety Code

The above seating products can be manufactured using the appropriate flame-retardant materials and fabric selection for compliance

to California Technical Bulletin 133. Add "FR" to end of model number and add upcharge. Please contact KI customer service for fabric compliance. Not available with moisture barrier. Gore or Nano-Tex treatments can be used when TB133 is required.

SPECIAL SERVICES

Special Carton Marking

With specially marked information N/C

Shipping

Shipped **assembled unless replacement parts which ship k.d. freight prepaid High Point, North Carolina 27263** factory. Freight class #175.

Specifications and prices are subject to change without prior notice.

Soltice®
Bariatric

				MODEL NUMBER						
				Basic Model	Non-Contrast or Fabric Contrast 1	Fabric Contrast 2	Wood Finish	TB133	Moisture Barrier	
MODEL	Features	COM								
 SOBS	Bariatric Chair (Open Arm) • 1 = Back (Fabric Contrast 1) C.O.M. = 1.75 yd • 2 = Seat (Fabric Contrast 2) C.O.M. = 2 yd	Non-contrast	3.75 yd	SOCL	<input type="checkbox"/> <input type="checkbox"/> <input type="checkbox"/> <input type="checkbox"/>		<input type="checkbox"/> <input type="checkbox"/>	<input type="checkbox"/> <input type="checkbox"/>	<input type="checkbox"/> <input type="checkbox"/>	
		Contrast		SOCL/FC	<input type="checkbox"/> <input type="checkbox"/> <input type="checkbox"/> <input type="checkbox"/>	<input type="checkbox"/> <input type="checkbox"/> <input type="checkbox"/> <input type="checkbox"/>	<input type="checkbox"/> <input type="checkbox"/>	<input type="checkbox"/> <input type="checkbox"/>	<input type="checkbox"/> <input type="checkbox"/>	
 SOBS	Bariatric Chair (Closed Arm) • 1 = Back and arms (Fabric Contrast 1) C.O.M. = 4.25 yd • 2 = Seat (Fabric Contrast 2) C.O.M. = 2 yd	Non-contrast	6.25 yd	SPCL	<input type="checkbox"/> <input type="checkbox"/> <input type="checkbox"/> <input type="checkbox"/>		<input type="checkbox"/> <input type="checkbox"/>	<input type="checkbox"/> <input type="checkbox"/>	<input type="checkbox"/> <input type="checkbox"/>	
		Contrast		SPCL/FC	<input type="checkbox"/> <input type="checkbox"/> <input type="checkbox"/> <input type="checkbox"/>	<input type="checkbox"/> <input type="checkbox"/> <input type="checkbox"/> <input type="checkbox"/>	<input type="checkbox"/> <input type="checkbox"/>	<input type="checkbox"/> <input type="checkbox"/>	<input type="checkbox"/> <input type="checkbox"/>	
				A	B	C	D	E	F	

HOW TO ORDER

Indicate the following information on order form:

- 1. Quantity of each item.
- 2. Model number, including options. See "How To Build a Model Number".
- 3. Any special service required.

Note: •The ☐ indicates that a choice is required.
•The absence of the ☐ indicates that no choice is required.

HOW TO BUILD A MODEL NUMBER

- A** Select basic model.
- B** Select non-contrast or fabric contrast 1. Refer to Upholstery Fabric cards in the KI Fabrics & Finishes binder.
- C** Select fabric contrast 2. Refer to Upholstery Fabric cards in the KI Fabrics & Finishes binder.
- D** Select wood finish color. Refer to color addendum at ki.com or in KI Price List or KI Fabrics & Finishes binder. For Kensington Maple add upcharge.
- E** Select TB133.
NFR = No TB133 fire retardant
FR = Fire retardant
See pricing column for TB133 upcharge.

- F** Select moisture barrier.
NMB = No moisture barrier
MB = Moisture barrier
See pricing column for moisture barrier upcharge.

KENSINGTON MAPLE UPCHARGE

Kensington Maple requires extended lead-times.

Model	
SOCL	\$136
SOCL/FC	\$136
SPCL	\$31
SPCL/FC	\$31



Approx. Packaged Weight	Grade C.O.M.	Grade C	Grade D	Grade E & C.O.L.	Grade F	Grade G	Grade H	Grade I	Grade J	Grade K	Grade L Leather	Grade M Leather	TB133 add to list price	Moisture Barrier add to list price
68#	\$ 2208	\$ 2231	\$ 2268	\$ 2311	\$ 2341	\$ 2401	\$ 2460	\$ 2534	\$ 2680	\$ 2827	\$ 2975	\$ 3269	\$ 345	\$ 157
68#	2256	2277	2314	2359	2389	2447	2506	2580	2726	2874	3021	3317	345	157
68#	\$ 2378	\$ 2412	\$ 2469	\$ 2537	\$ 2582	\$ 2673	\$ 2762	\$ 2875	\$ 3101	\$ 3327	\$ 3552	\$ 4005	\$ 413	\$ 194
68#	2426	2460	2515	2583	2629	2719	2809	2922	3148	3373	3600	4052	413	194

INFORMATION

C.O.M. Requirements

C.O.M. yardage requirements listed above are based on plain goods 54" wide. If less than 54" wide or fabrics requiring matching (stripes, plaids, prints, large patterns), additional yardage will be needed. Consult C.O.M. matrix on the Ordering C.O.M., and C.O.L. page for additional yardage needed. For C.O.M. fabric sent to KI-High Point on multiple rolls, add an additional yard of fabric per roll to the yardage requirements.

C.O.L. Requirements

Figure 18 sq. ft. of leather (C.O.L.) for each yard shown (i.e., 4.75 x 18 = 85.5 sq ft).

Contrasting Upholstery

When contrasting fabric is chosen, price at highest in-grade.

Moisture Barrier

Moisture barrier is applied underneath the fabric cover as a means of protecting the foam. Not available with TB133.

California TB133 Fire Safety Code

The above seating products can be manufactured using the appropriate flame-retardant materials and fabric selection for compliance to California Technical Bulletin 133. Add "FR" to end of model number and add upcharge. Please contact KI customer service for fabric compliance. Not available with moisture barrier. Gore or Nano-Tex treatments can be used when TB133 is required.

Construction

CONSTRUCTION - LOUNGE & BARIATRIC

Frame Constructed of kiln-dried lumber and laminated hardwood plywood. Exposed wood components finished with catalyzed varnish (specify finish when ordering). Tight seat constructed with universal 7.5-gauge sinuous wire springs. Tight back sprung with stretch strap webbing stapled into position. Multiple densities of polyurethane foam covered with a layer of .75 super soft foam. Seats, backs and arms are field replaceable.

SPECIAL SERVICES

Special Carton Marking

With specially marked information N/C

Shipping

Shipped **assembled unless replacement parts which ship k.d. freight prepaid High Point, North Carolina 27263** factory. Freight class #175.

Specifications and prices are subject to change without prior notice.

Soltice®
Bariatric Replacement Parts

MODEL		COM	MODEL NUMBER					Approx. Packaged Weight		Wood Finish
			Basic Model	Non-Contrast or Fabric Contrast 1	Wood Finish	TB133	Moisture Barrier			
SORP	Replacement Back	1.75 yd	SRBBK	□□□□		□□□	□□□	25#		N/A
SORP	Replacement Seat (Open Arm)	2 yd	SRBST	□□□□		□□□	□□□	35#		N/A
SORP	Replacement Seat (Closed Arm)	2 yd	SRBSC	□□□□	□□□	□□□	□□□	35#		N/A
SORP	Replacement Arm (Open Arm) • Includes armcap		SRBOA/(RF/LF)		□□□			15#	\$	372
SORP	Replacement Arm (Closed Arm) • Includes armcap	2.5 yd	SRBCA/(RF/LF)	□□□□	□□□	□□□	□□□	35#		N/A
SORP	Replacement Armcaps • Set of 2		SRBAC		□□□			12#	\$	260
			A	B	C	D	E			

HOW TO ORDER

Indicate the following information on order form:

- 1. Quantity of each item.
- 2. Model number, including options. See "How To Build a Model Number".
- 3. Any special service required.

Note: •The □ indicates that a choice is required.
•The absence of the □ indicates that no choice is required.

HOW TO BUILD A MODEL NUMBER

- A Select basic model.
- B Select non-contrast or fabric contrast 1. Refer to Upholstery Fabric cards in the KI Fabrics & Finishes binder.
- C Select wood finish color. Refer to color addendum at ki.com or in KI Price List or KI Fabrics & Finishes binder.
- D Select TB133
NFR = No TB133 fire retardant
FR = Fire retardant
See pricing column for TB133 upcharge.
- E Select moisture barrier.
NMB = No moisture barrier
MB = Moisture barrier
See pricing column for moisture barrier upcharge.

KENSINGTON MAPLE UPCHARGE

Kensington Maple requires extended lead-times.
Model
SRBOA/(RF/LF) \$37
SRBCA/(RF/LF) \$10
SRBAC \$10 (each)

INFORMATION

C.O.M. Requirements
C.O.M. yardage requirements listed above are based on plain goods 54" wide. If less than 54" wide or fabrics requiring matching (stripes, plaids, prints, large patterns), additional yardage will be needed. Consult C.O.M. matrix on the Ordering C.O.M., and C.O.L. page for additional yardage needed. For C.O.M. fabric sent to KI-High Point on multiple rolls, add an additional yard of fabric per roll to the yardage requirements.

C.O.L. Requirements
Figure 18 sq. ft. of leather (C.O.L.) for each yard shown (i.e., 4.75 x 18 = 85.5 sq ft).

Contrasting Upholstery
When contrasting fabric is chosen, price at highest in-grade.

Moisture Barrier
Moisture barrier is applied underneath the fabric cover as a means of protecting the foam. Not available with TB133.



Grade C.O.M.	Grade C	Grade D	Grade E & C.O.L.	Grade F	Grade G	Grade H	Grade I	Grade J	Grade K	Grade L Leather	Grade M Leather	TB133 add to list price	Moisture Barrier add to list price
\$ 690	\$ 700	\$ 717	\$ 737	\$ 751	\$ 779	\$ 806	\$ 842	\$ 909	\$ 979	\$ 1048	\$ 1186	\$ 161	\$ 74
\$ 810	\$ 821	\$ 842	\$ 864	\$ 881	\$ 912	\$ 943	\$ 983	\$ 1061	\$ 1139	\$ 1217	\$ 1375	\$ 161	\$ 83
\$ 810	\$ 821	\$ 842	\$ 864	\$ 881	\$ 912	\$ 943	\$ 983	\$ 1061	\$ 1139	\$ 1217	\$ 1375	\$ 161	\$ 83
												N/A	N/A
\$ 567	\$ 581	\$ 606	\$ 636	\$ 655	\$ 694	\$ 733	\$ 783	\$ 881	\$ 980	\$ 1076	\$ 1274	\$ 190	\$ 85
												N/A	N/A

California TB133 Fire Safety Code
The above seating products can be manufactured using the appropriate flame-retardant materials and fabric selection for compliance to California Technical Bulletin 133. Add "FR" to end of model number and add upcharge. Please contact KI customer service for fabric compliance. Not available with moisture barrier. Gore or Nano-Tex treatments can be used when TB133 is required.

SPECIAL SERVICES

Special Carton Marking
With specially marked information N/C

Shipping
Shipped **assembled unless replacement parts which ship k.d. freight prepaid High Point, North Carolina 27263** factory. Freight class #175.

Specifications and prices are subject to change without prior notice.

Soltice®
Glider

				MODEL NUMBER							
				Basic Model	Non-Contrast or Fabric Contrast 1	Fabric Contrast 2	Wood Finish	Arm Cap	TB133	Moisture Barrier	
MODEL	Features	COM									
 SOGL	Glider (Open Arm) <ul style="list-style-type: none">1 = Back (Fabric Contrast 1) C.O.M. = 2 yd2 = Seat (Fabric Contrast 2) C.O.M. = 1.5 yd	No-contrast	3.5	SOG	□□□□		□□□	□□□	□□□	□□□	
		Contrast		SOG/FC	□□□□	□□□□	□□□	□□□	□□□	□□□	
 SOGL	Glider (Closed Arm) <ul style="list-style-type: none">1 = Back and arms (Fabric Contrast 1) C.O.M. = 4 yd2 = Seat (Fabric Contrast 2) C.O.M. = 1.5 yd	No-contrast	5.5	SPG	□□□□		□□□	□□□	□□□	□□□	
		Contrast		SPG/FC	□□□□	□□□□	□□□	□□□	□□□	□□□	
				A	B	C	D	E	F	G	

HOW TO ORDER

Indicate the following information on order form:

- 1. Quantity of each item.
- 2. Model number, including options. See "How To Build a Model Number".
- 3. Any special service required.

Note: •The ☐ indicates that a choice is required.
•The absence of the ☐ indicates that no choice is required.

HOW TO BUILD A MODEL NUMBER

- A** Select basic model.
- B** Select non-contrast or fabric contrast 1. Refer to Upholstery Fabric cards in the KI Fabrics & Finishes binder.
- C** Select fabric contrast 2. Refer to Upholstery Fabric cards in the KI Fabrics & Finishes binder.
- D** Select wood finish color. Refer to color addendum at ki.com or in KI Price List or KI Fabrics & Finishes binder. For Kensington Maple add upcharge.
- E** Select arm option.

WAC = Wood (Standard)

PAC = Black poly (pair); add \$132

NAC = No armcaps

- F** Select TB133.

NFR = No TB133 fire retardant

FR = Fire retardant

See pricing column for TB133 upcharge.

- G** Select moisture barrier.

NMB = No moisture barrier

MB = Moisture barrier

See pricing column for moisture barrier upcharge.

KENSINGTON MAPLE UPCHARGE

Kensington Maple requires extended lead-times.

Model	
SOG	\$42
SOG/FC	\$42
SPG	\$21
SPG/FC	\$21



Approx. Packaged Weight	Grade C.O.M.	Grade C	Grade D	Grade E & C.O.L.	Grade F	Grade G	Grade H	Grade I	Grade J	Grade K	Grade L Leather	Grade M Leather	TB133 add to list price	Moisture Barrier add to list price
88#	\$ 2100	\$ 2120	\$ 2152	\$ 2190	\$ 2216	\$ 2266	\$ 2319	\$ 2381	\$ 2509	\$ 2638	\$ 2765	\$ 3020	\$ 178	\$ 120
88#	2170	2190	2222	2260	2286	2336	2389	2451	2579	2708	2835	3090	178	120
98#	\$ 2173	\$ 2201	\$ 2248	\$ 2304	\$ 2341	\$ 2416	\$ 2491	\$ 2584	\$ 2771	\$ 2958	\$ 3145	\$ 3517	\$ 214	\$ 131
98#	2243	2271	2319	2374	2411	2486	2561	2654	2841	3028	3215	3587	214	131

INFORMATION

C.O.M. Requirements

C.O.M. yardage requirements listed above are based on plain goods 54" wide. If less than 54" wide or fabrics requiring matching (stripes, plaids, prints, large patterns), additional yardage will be needed. Consult C.O.M. matrix on the Ordering C.O.M., and C.O.L. page for additional yardage needed. For C.O.M. fabric sent to KI-High Point on multiple rolls, add an additional yard of fabric per roll to the yardage requirements.

C.O.L. Requirements

Figure 18 sq. ft. of leather (C.O.L.) for each yard shown (i.e., 4.75 x 18 = 85.5 sq ft).

Contrasting Upholstery

When contrasting fabric is chosen, price at highest in-grade.

Moisture Barrier

Moisture barrier is applied underneath the fabric cover as a means of protecting the foam. Not available with TB133.

California TB133 Fire Safety Code

The above seating products can be manufactured using the appropriate flame-retardant materials and fabric selection for compliance to California Technical Bulletin 133. Add "FR" to end of model number and add upcharge. Please contact KI customer service for fabric compliance. Not available with moisture barrier. Gore or Nano-Tex treatments can be used when TB133 is required.

Construction

Models SOG & SPG Frame constructed of kiln-dried lumber and laminated hardwood plywood. Exposed wood components finished with catalyzed varnish (specify finish when ordering). Tight seats constructed with universal 7.5-gauge sinuous wire springs. Tight back sprung with stretch strap webbing stapled into position. Multiple densities of polyurethane foam covered with a layer of .75 super soft foam. Seats, backs and arms are field replaceable. Metal ring base glider utilizes full 51 ball bearing race at all glide points for smooth operation.

SPECIAL SERVICES

Special Carton Marking

With specially marked information N/C

Shipping

Shipped **assembled unless replacement parts which ship k.d. freight prepaid High Point, North Carolina 27263** factory. Freight class #175.

Specifications and prices are subject to change without prior notice.

HOW TO ORDER

1. Quantity of each item.
2. Model number, including options. See "How To Build a Model Number".
3. Any special service required.

Note: • The ☐ indicates that a choice is required.
• The absence of the ☐ indicates that no choice is required.

HOW TO BUILD A MODEL NUMBER

- A** Select basic model.
- B** Select non-contrast or fabric contrast 1.
Refer to Upholstery Fabric cards in the KI Fabrics & Finishes binder.
- C** Select wood finish color.
Refer to color addendum at ki.com or in KI Price List or KI Fabrics & Finishes binder.
For Kensington Maple add upcharge.
- D** Select arm option.
- | | |
|------------|--------------------------------|
| WAC | = Wood (Standard) |
| PAC | = Black poly (pair); add \$132 |
- E** Select TB133.
- | | |
|------------|---------------------------|
| NFR | = No TB133 fire retardant |
| FR | = Fire retardant |
- See pricing column for TB133 upcharge.

- F** Select moisture barrier.
- | | |
|------------|-----------------------|
| NMB | = No moisture barrier |
| MB | = Moisture barrier |
- See pricing column for moisture barrier upcharge.

KENSINGTON MAPLE UPCHARGE

Kensington Maple requires extended lead-times.
Model
SRGOA/(RF/LF) \$39
SRGCA/(RF/LF) \$10



Wood Finish	Grade C.O.M.	Grade C	Grade D	Grade E & C.O.L.	Grade F	Grade G	Grade H	Grade I	Grade J	Grade K	Grade L Leather	Grade M Leather	TB133 add to list price	Moisture Barrier add to list price
N/A	\$ 648	\$ 660	\$ 680	\$ 703	\$ 719	\$ 750	\$ 782	\$ 821	\$ 899	\$ 979	\$ 1057	\$ 1213	\$ 48	\$ 32
N/A	\$ 688	\$ 697	\$ 712	\$ 730	\$ 742	\$ 765	\$ 788	\$ 818	\$ 878	\$ 935	\$ 995	\$ 1112	\$ 36	\$ 24
\$ 628													N/A	N/A
N/A	\$ 628	\$ 640	\$ 660	\$ 683	\$ 699	\$ 730	\$ 762	\$ 801	\$ 880	\$ 958	\$ 1036	\$ 1194	\$ 48	\$ 32
\$ 254													N/A	N/A

INFORMATION

C.O.M. Requirements

C.O.M. yardage requirements listed above are based on plain goods 54" wide. If less than 54" wide or fabrics requiring matching (stripes, plaids, prints, large patterns), additional yardage will be needed. Consult C.O.M. matrix on the Ordering C.O.M., and C.O.L. page for additional yardage needed. For C.O.M. fabric sent to KI-High Point on multiple rolls, add an additional yard of fabric per roll to the yardage requirements.

C.O.L. Requirements

Figure 18 sq. ft. of leather (C.O.L.) for each yard shown (i.e., 4.75 x 18 = 85.5 sq ft).

Contrasting Upholstery

When contrasting fabric is chosen, price at highest in-grade.

Moisture Barrier

Moisture barrier is applied underneath the fabric cover as a means of protecting the foam. Not available with TB133.

California TB133 Fire Safety Code

The above seating products can be manufactured using the appropriate flame-retardant materials and fabric selection for compliance to California Technical Bulletin 133. Add "FR" to end of model number and add upcharge. Please contact KI customer service for fabric compliance. Not available with moisture barrier. Gore or Nano-Tex treatments can be used when TB133 is required.

Construction

Models SOG & SPG Frame constructed of kiln-dried lumber and laminated hardwood plywood. Exposed wood components finished with catalyzed varnish (specify finish when ordering). Tight seats constructed with universal 7.5-gauge sinuous wire springs. Tight back sprung with stretch strap webbing stapled into position. Multiple densities of polyurethane foam covered with a layer of .75 super soft foam. Seats, backs and arms are field replaceable. Metal ring base glider utilizes full 51 ball bearing race at all glide points for smooth operation.

SPECIAL SERVICES

Special Carton Marking

With specially marked information N/C

Shipping

Shipped **assembled unless replacement parts which ship k.d. freight prepaid High Point, North Carolina 27263** factory. Freight class #175.

Specifications and prices are subject to change without prior notice.

Three®

General Information



Three Lounge Sleeper



Three Loveseat Sleeper



Three Recliner



Three Bariatric Chair
(Closed Arm)

Dimensions				
Overall width	35"	66"	35.75"	34.5"
Overall depth	36"	36"	38.25"	26"
Overall height	33.5"	33.5"	46.75"	34"
Seat width	27.5"	56"	25"	29.5"
Seat depth	20"	20"	20.75"	19"
Seat height	17"	17"	19.75"	19"
Arm width	3.5"	5"		2.5"
Arm height	26"	26"	23.5"	25.5"
Overall depth in sleep position	81"	81"		
Sleep surface depth	77"	77" LFS/RFS/DS	79"	
Sleep surface width	27.5"	27.5 LFS/RFS 56" DS	25"	
Sleep surface thickness	3.5"	3.5" LFS/RFS/DS		

SPECIFICATIONS

Complimentary Furniture

The following lounge collections offer complimentary furniture that creates continuity and a cohesive look throughout a facility. These complimentary pieces can be found in other sections of the KI price list.

THREE HEALTHCARE SEATING - Three Multiple Seating, Three Lounge Seating, Three Benches

UPHOLSTERY INFORMATION

C.O.M. Fabric

For C.O.M. fabric sent to KI-High Point on multiple rolls, add an additional yard of fabric per roll to the yardage requirements. Multiple rolls have shorter pieces of fabric on them and do not allow nesting and stacking of the fabric to achieve the best yield as is done with one large roll. This results in yardage shortages and requests for additional fabric from the

client, which can hold up the order. For each roll that is sent, one yard needs to be added and needs to be added to one of the rolls, not separately.

SPECIAL FINISH MATCHES

KI can match special finish requests at an upcharge of \$58 List per item, up to 12 or a maximum charge of \$627 List per order per color. Special finish requests must be sent to your KI customer service representative.

Upon receipt from KI, the finishing department will prepare a "strike-off" which will be sent to the customer for approval.

The approval form accompanying the strike-off should be faxed to your KI customer service representative. Upon receipt of the signed approval form, KI will proceed with the order. Disapproved samples may be sent back to KI directly with an explanation of disapproval. A Special Finish Number (SFN) will be assigned to this finish sample for future reference or reorders.



INFORMATION

Warranty

Refer to KI Terms & Conditions document or
visit ki.com

THRLS
**Lounge Sleeper Replacement Seat
& Back Cushions**

Note: • The ☐ indicates that a choice is required.
• The absence of the ☐ indicates that no choice is required.

- A** Select basic model.
- B** Select non-contrast or fabric contrast 1.
Refer to Upholstery Fabric cards in the KI Fabrics & Finishes binder.
- C** Select fabric contrast 2.
Refer to Upholstery Fabric cards in the KI Fabrics & Finishes binder.
- D** Select pull handle color.
Refer to color addendum at ki.com or in KI Price List or KI Fabrics & Finishes binder.
- E** Select wood finish color.
Refer to color addendum at ki.com or in KI Price List or KI Fabrics & Finishes binder.
For Kensington Maple add upcharge.

- | | |
|------------|---|
| F | Select caster. |
| NC | = No casters (standard) |
| FR | = Swivel front/locking rear casters; add \$224 |
| G | Select TB133. |
| NFR | = No TB133 fire retardant |
| FR | = Fire retardant |
| | See pricing column for TB133 upcharge. |
| H | Select moisture barrier. |
| NMB | = No moisture barrier |
| MB | = Moisture barrier |
| | See pricing column for moisture barrier upcharge. |

Model	
TLS	\$15
TLS/FC	\$15
TLSS/LFS	\$42
TLSS/RFS	\$42
TLSS/DS	\$42
TLSS/LFS/FC	\$42
TLSS/RFS/FC	\$42
TLSS/DS/FC	\$42



Grade C.O.M.	Grade C	Grade D	Grade E & C.O.L.	Grade F	Grade G	Grade H	Grade I	Grade J	Grade K	Grade L Leather	Grade M Leather	TB133 add to list price	Moisture Barrier add to list price
\$ 2720	\$ 2771	\$ 2860	\$ 2966	\$ 3036	\$ 3177	\$ 3319	\$ 3495	\$ 3848	\$ 4201	\$ 4563	\$ 5257	\$ 329	\$ 174
2766	2817	2906	3012	3082	3223	3366	3541	3895	4247	4609	5302	329	174
\$ 647	\$ 664	\$ 696	\$ 736	\$ 761	\$ 812	\$ 863	\$ 928	\$ 1056	\$ 1185	\$ 1312	\$ 1570	\$ 121	\$ 155

INFORMATION

C.O.M. Requirements

C.O.M. yardage requirements listed above are based on plain goods 54" wide. If less than 54" wide or fabrics requiring matching (stripes, plaids, prints, large patterns), additional yardage will be needed. Consult C.O.M. matrix on the Ordering C.O.M., and C.O.L. page for additional yardage needed. For C.O.M. fabric sent to KI-High Point on multiple rolls, add an additional yard of fabric per roll to the yardage requirements.

C.O.L. Requirements

Figure 18 sq. ft. of leather (C.O.L.) for each yard shown (i.e., 4.75 x 18 = 85.5 sq ft).

Contrasting Upholstery

When contrasting fabric is chosen, price at highest in-grade.

Moisture Barrier

Moisture barrier is applied underneath the fabric cover as a means of protecting the foam. Not available with TB133.

California TB133 Fire Safety Code

The above seating products can be manufactured using the appropriate flame-retardant materials and fabric selection for compliance to California Technical Bulletin 133. Add "FR" to end of model number and add upcharge. Please contact KI customer service for fabric compliance. Not available with moisture barrier. Gore or Nano-Tex treatments can be used when TB133 is required.

Construction

Seat and back frame constructed of welded structural steel. Back frame constructed of kiln-dried hardwood and laminated plywood. Arms constructed of kiln-dried hardwood. Cushions are multiple densities of polyurethane foam. Storage compartments constructed of laminate plywood, black paint standard.

SPECIAL SERVICES

Special Carton Marking

With specially marked information N/C

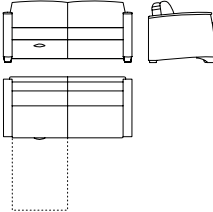
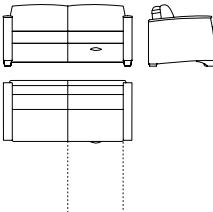
Shipping

Shipped **assembled freight prepaid f.o.b. High Point, North Carolina 27263** factory. Freight class #175.

Specifications and prices are subject to change without prior notice.

Three®

Sleeper

			MODEL NUMBER							Approx. Packaged Weight
Features	COM	Basic Model	Non-Contrast or Fabric Contrast 1	Fabric Contrast 2	Pull Color	Wood Finish	TB133	Moisture Barrier		
 THRLS Loveseat Sleeper - LFS (Open, Left Side Facing) • 1 = Seat and back (Fabric Contrast 1) C.O.M. = 7.5 yd • 2 = Arms and frame (Fabric Contrast 2) 2) C.O.M. = 6 yd	Non-contrast	13 yd	TLSS/LFS	<input type="checkbox"/> <input type="checkbox"/> <input type="checkbox"/> <input type="checkbox"/>		<input type="checkbox"/> <input type="checkbox"/> <input type="checkbox"/> <input type="checkbox"/>	<input type="checkbox"/> <input type="checkbox"/>	<input type="checkbox"/> <input type="checkbox"/> <input type="checkbox"/> <input type="checkbox"/>	225#	
	Contrast		TLSS/LFS/FC	<input type="checkbox"/> <input type="checkbox"/> <input type="checkbox"/> <input type="checkbox"/>	<input type="checkbox"/> <input type="checkbox"/> <input type="checkbox"/> <input type="checkbox"/>	<input type="checkbox"/> <input type="checkbox"/> <input type="checkbox"/> <input type="checkbox"/>	<input type="checkbox"/> <input type="checkbox"/>	<input type="checkbox"/> <input type="checkbox"/> <input type="checkbox"/> <input type="checkbox"/>	225#	
 THRLS Loveseat Sleeper - RFS (Open, Right Side Facing) • 1 = Seat and back (Fabric Contrast 1) C.O.M. = 7.5 yd • 2 = Arms and frame (Fabric Contrast 2) 2) C.O.M. = 6 yd	Non-contrast	13 yd	TLSS/RFS	<input type="checkbox"/> <input type="checkbox"/> <input type="checkbox"/> <input type="checkbox"/>		<input type="checkbox"/> <input type="checkbox"/> <input type="checkbox"/> <input type="checkbox"/>	<input type="checkbox"/> <input type="checkbox"/>	<input type="checkbox"/> <input type="checkbox"/> <input type="checkbox"/> <input type="checkbox"/>	225#	
	Contrast		TLSS/RFS/FC	<input type="checkbox"/> <input type="checkbox"/> <input type="checkbox"/> <input type="checkbox"/>	<input type="checkbox"/> <input type="checkbox"/> <input type="checkbox"/> <input type="checkbox"/>	<input type="checkbox"/> <input type="checkbox"/> <input type="checkbox"/> <input type="checkbox"/>	<input type="checkbox"/> <input type="checkbox"/>	<input type="checkbox"/> <input type="checkbox"/> <input type="checkbox"/> <input type="checkbox"/>	225#	

A

B

C

D

E

F

G

A

B

C

D

E

F

G

HOW TO ORDER

Indicate the following information on order form:

1. Quantity of each item.
2. Model number, including options. See "How To Build a Model Number".
3. Any special service required.

Note: • The ☐ indicates that a choice is required.
 • The absence of the ☐ indicates that no choice is required.

HOW TO BUILD A MODEL NUMBER

- A** Select basic model.
- B** Select non-contrast or fabric contrast 1.
Refer to Upholstery Fabric cards in the KI Fabrics & Finishes binder.
- C** Select fabric contrast 2.
Refer to Upholstery Fabric cards in the KI Fabrics & Finishes binder.
- D** Select pull handle color.
Refer to color addendum at ki.com or in KI Price List or KI Fabrics & Finishes binder.
- E** Select wood finish color.
Refer to color addendum at ki.com or in KI Price List or KI Fabrics & Finishes binder.
For Kensington Maple add upcharge.

- F** Select TB133.
NFR = No TB133 fire retardant
FR = Fire retardant
 See pricing column for TB133 upcharge.
- G** Select moisture barrier.
NMB = No moisture barrier
MB = Moisture barrier
 See pricing column for moisture barrier upcharge.

KENSINGTON MAPLE UPCHARGE

Kensington Maple requires extended lead-times.

Model	
TLSS	\$15
TLSS/FC	\$15
TLSS/LFS	\$42
TLSS/RFS	\$42
TLSS/DS	\$42
TLSS/LFS/FC	\$42
TLSS/RFS/FC	\$42
TLSS/DS/FC	\$42

Specifications and prices are subject to change without prior notice.

THRLS

Loveseat Sleeper - DS (Open, Both Sides Facing)

- 1 = Seat and back (Fabric Contrast 1)
C.O.M. = 7.5 yd
- 2 = Arms and frame (Fabric Contrast 2)
C.O.M. = 6 yd

Note: • The ☐ indicates that a choice is required.
• The absence of the ☐ indicates that no choice is required.

- A** Select basic model.
- B** Select non-contrast or fabric contrast 1.
Refer to Upholstery Fabric cards in the KI Fabrics & Finishes binder.
- C** Select fabric contrast 2.
Refer to Upholstery Fabric cards in the KI Fabrics & Finishes binder.
- D** Select pull handle color.
Refer to color addendum at ki.com or in KI Price List or KI Fabrics & Finishes binder.
- E** Select wood finish color.
Refer to color addendum at ki.com or in KI Price List or KI Fabrics & Finishes binder.
For Kensington Maple add upcharge.

NMB = No moisture barrier
MB = Moisture barrier
 See pricing column for moisture barrier
 upcharge.

Model	
TLS	\$15
TLS/FC	\$15
TLSS/LFS	\$42
TLSS/RFS	\$42
TLSS/DS	\$42
TLSS/LFS/FC	\$42
TLSS/RFS/FC	\$42
TLSS/DS/FC	\$42



Grade C.O.M.	Grade C	Grade D	Grade E & C.O.L.	Grade F	Grade G	Grade H	Grade I	Grade J	Grade K	Grade L Leather	Grade M Leather	TB133 add to list price	Moisture Barrier add to list price
\$ 5257	\$ 5340	\$ 5480	\$ 5647	\$ 5757	\$ 5979	\$ 6203	\$ 6481	\$ 7036	\$ 7594	\$ 8161	\$ 9316	\$ 432	\$ 260
5326	5409	5549	5716	5826	6048	6272	6550	7105	7663	8230	9385	432	260

INFORMATION

C.O.M. Requirements

C.O.M. yardage requirements listed above are based on plain goods 54" wide. If less than 54" wide or fabrics requiring matching (stripes, plaids, prints, large patterns), additional yardage will be needed. Consult C.O.M. matrix on the Ordering C.O.M., and C.O.L. page for additional yardage needed. For C.O.M. fabric sent to KI-High Point on multiple rolls, add an additional yard of fabric per roll to the yardage requirements.

C.O.L. Requirements

Figure 18 sq. ft. of leather (C.O.L.) for each yard shown (i.e., 4.75 x 18 = 85.5 sq ft).

Contrasting Upholstery

When contrasting fabric is chosen, price at highest in-grade.

Moisture Barrier

Moisture barrier is applied underneath the fabric cover as a means of protecting the foam. Not available with TB133.

California TB133 Fire Safety Code

The above seating products can be manufactured using the appropriate flame-retardant materials and fabric selection for compliance to California Technical Bulletin 133. Add "FR" to end of model number and add upcharge. Please contact KI customer service for fabric compliance. Not available with moisture barrier. Gore or Nano-Tex treatments can be used when TB133 is required.

Construction

Seat and back frame constructed of welded structural steel. Back frame constructed of kiln-dried hardwood and laminated plywood. Arms constructed of kiln-dried hardwood. Cushions are multiple densities of polyurethane foam. Storage compartments constructed of laminate plywood, black paint standard.

Options

Casters are NOT available on TLSS loveseat sleeper.

SPECIAL SERVICES

Special Carton Marking

With specially marked information N/C

Shipping

Shipped **assembled freight prepaid f.o.b. High Point, North Carolina 27263** factory. Freight class #175.

Specifications and prices are subject to change without prior notice.

Three®

Sleeper Replacement Parts

				MODEL NUMBER				Approx. Packaged Weight
				Basic Model	Non-Contrast or Fabric Contrast 1	TB133	Moisture Barrier	
MODEL	Features	COM						
THRLS	Loveseat Sleeper Replacement Seat & Back Cushions - LFS • Open, left side facing	Non-contrast	3.75 yd	TLSSC/LFS	□□□□	□□□	□□□	25#
THRLS	Loveseat Sleeper Replacement Seat & Back Cushions - RFS • Open, right side facing	Non-contrast	3.75 yd	TLSSC/RFS	□□□□	□□□	□□□	25#
THRLS	Loveseat Sleeper Replacement Seat & Back Cushions - DS • Open, both sides facing	Non-contrast	7.5 yd	TLSSC/DS	□□□□	□□□	□□□	50#
				A	B	C	D	

HOW TO ORDER

Indicate the following information on order form:

- Quantity of each item.
- Model number, including options. See “How To Build a Model Number”.
- Any special service required.

Note: •The □ indicates that a choice is required.
•The absence of the □ indicates that no choice is required.

HOW TO BUILD A MODEL NUMBER

- A** Select basic model.
- B** Select non-contrast or fabric contrast 1. Refer to Upholstery Fabric cards in the KI Fabrics & Finishes binder.
- C** Select TB133.
NFR = No TB133 fire retardant
FR = Fire retardant
See pricing column for TB133 upcharge.
- D** Select moisture barrier.
NMB = No moisture barrier
MB = Moisture barrier
See pricing column for moisture barrier upcharge.

INFORMATION

Moisture Barrier
Moisture barrier is applied underneath the fabric cover as a means of protecting the foam. Not available with TB133.

C.O.M. Requirements
C.O.M. yardage requirements listed above are based on plain goods 54" wide. If less than 54" wide or fabrics requiring matching (stripes, plaids, prints, large patterns), additional yardage will be needed. Consult C.O.M. matrix on the Ordering C.O.M., and C.O.L. page for additional yardage needed. For C.O.M. fabric sent to KI-High Point on multiple rolls, add an additional yard of fabric per roll to the yardage requirements.

C.O.L. Requirements
Figure 18 sq. ft. of leather (C.O.L.) for each yard shown (i.e., 4.75 x 18 = 85.5 sq ft).

California TB133 Fire Safety Code
The above seating products can be manufactured using the appropriate flame-retardant materials and fabric selection for compliance

to California Technical Bulletin 133. Add “FR” to end of model number and add upcharge. Please contact KI customer service for fabric compliance. Not available with moisture barrier. Gore or Nano-Tex treatments can be used when TB133 is required.



Grade C.O.M.	Grade C	Grade D	Grade E & C.O.L.	Grade F	Grade G	Grade H	Grade I	Grade J	Grade K	Grade L Leather	Grade M Leather	TB133 add to list price	Moisture Barrier add to list price
\$ 647	\$ 664	\$ 696	\$ 736	\$ 761	\$ 812	\$ 863	\$ 928	\$ 1056	\$ 1185	\$ 1312	\$ 1570	\$ 121	\$ 155
\$ 647	\$ 664	\$ 696	\$ 736	\$ 761	\$ 812	\$ 863	\$ 928	\$ 1056	\$ 1185	\$ 1312	\$ 1570	\$ 121	\$ 155
\$ 1291	\$ 1329	\$ 1398	\$ 1472	\$ 1523	\$ 1625	\$ 1727	\$ 1855	\$ 2112	\$ 2368	\$ 2625	\$ 3139	\$ 121	\$ 155

SPECIAL SERVICES


Special Carton Marking

With specially marked information N/C

Shipping

Shipped **knockdown freight prepaid f.o.b. High Point, North Carolina 27263** factory. Freight class #175.

Specifications and prices are subject to change without prior notice.



THSR

Note: • The ☐ indicates that a choice is required.
• The absence of the ☐ indicates that no choice is required.

A Select basic model.

B Select non-contrast or fabric contrast 1.
Refer to Upholstery Fabric cards in the KI
Fabrics & Finishes binder.

C Select fabric contrast 2.
Refer to Upholstery Fabric cards in the KI
Fabrics & Finishes binder.

D Select I.V. pole (facing).

NS	= No pole
LFF	= Left front facing; add \$286
LRF	= Left rear facing; add \$286
RFF	= Right front facing; add \$286
RRF	= Right rear facing; add \$286

E Select catheter attachment.

CA	= Catheter hook; add \$45
NCA	= No catheter attachment

PCAP = Urethane (pair); add \$168
STD = Wood (standard)

Refer to color addendum at ki.com or in
KI Price List or KI Fabrics & Finishes
binder.

Moisture Barrier	\$246
TB133	\$394
TB133 NOT available with urethane cap option.	

Kensington Maple requires extended lead-times.
Model
Three Recliner \$15

Additional options may be ordered.
Add /XX to the end of the model number and
upcharge.

Trendelenburg
/TM and \$363

C.O.M. yardage requirements listed above are based on plain goods 54" wide. If less than 54" wide or fabrics requiring matching (stripes, plaids, prints, large patterns), additional yardage will be needed. Consult



Approx. Packaged Weight	Grade C.O.M.	Grade C	Grade D	Grade E & C.O.L.	Grade F	Grade G	Grade H	Grade I	Grade J	Grade K	Grade L Leather	Grade M Leather
175#	\$ 3391	\$ 3436	\$ 3508	\$ 3595	\$ 3654	\$ 3771	\$ 3887	\$ 4064	\$ 4392	\$ 4695	\$ 4987	\$ 5568
175#	3460	3505	3577	3664	3723	3840	3956	4133	4461	4764	5056	5637

C.O.M. matrix on the Ordering C.O.M., and C.O.L. page for additional yardage needed. For C.O.M. fabric sent to KI-High Point on multiple rolls, add an additional yard of fabric per roll to the yardage requirements.

C.O.L. Requirements

Figure 18 sq. ft. of leather (C.O.L.) for each yard shown (i.e., 4.75 x 18 = 85.5 sq ft).

Contrasting Upholstery

When contrasting fabric is chosen, price at highest in-grade.

California TB133 Fire Safety Code

The above seating products can be manufactured using the appropriate flame-retardant materials and fabric selection for compliance to California Technical Bulletin 133. Add "FR" to end of model number and add upcharge. Please contact KI customer service for fabric compliance. Not available with moisture barrier. Gore or Nano-Tex treatments can be used when TB133 is required.

Construction

Wood arms (field replaceable) and armcaps of kiln-dried hardwood. Sleeper recliner mechanism constructed of 12-gauge (or greater) tubular steel bolted to wood arms at 16 locations. Ottoman mechanism constructed of 10-gauge steel mounted to chair frame. Back shell is 1/2" hardwood plywood (4-ply) glued and stapled, using modified mortise and tenon joints. Seat shell is 1/2" hardwood plywood (4-ply and 7-ply) glued and stapled using modified mortise and tenon joints. Cushioning of multiple densities of polyurethane foam. Seat and back are field replaceable. Removable headrest with operating instructions on back. Soft touch ottoman release and push/pull handles. Casters front swivel and rear locking swivel.

Options

TSR cannot be manufactured without casters.

SPECIAL SERVICES

Special Carton Marking

With specially marked information N/C



Shipping

Shipped **assembled freight prepaid f.o.b. High Point, North Carolina 27263** factory. Freight class #150.

Specifications and prices are subject to change without prior notice.

Three®

Sleeper Recliner

			MODEL NUMBER								
			Basic Model	Non-Contrast or Fabric Contrast 1	Fabric Contrast 2	I.V. Pole	Catheter Attachment	Arm Cap	Wood Finish	Laminate Color	
Features	COM										
 THSR Recliner (w/ Laminate Side Articulating Tablet) - Non-Contrast	Right facing 6.75 yd	TSR/RFT/LT	□□□□		□□□	□□□	□□□□	□□□	□□□		
Recliner (w/ Laminate Side Articulating Tablet) - Contrast • 1 = Back, arms and footrest (Fabric Contrast 1) C.O.M. = 3.75 yd • 2 = Seat (Fabric Contrast 2) C.O.M. = 3 yd	Right facing 6.75 yd	TSR/FC/RFT/LT	□□□□	□□□□	□□□	□□□	□□□□	□□□	□□□		
 THSR Recliner (w/ Laminate Top Articulating Tablet) - Non-Contrast	Left facing 6.75 yd	TSR/LFRT/LT	□□□□		□□□	□□□	□□□□	□□□	□□□		
	Right facing 6.75 yd	TSR/RFRT/LT	□□□□		□□□	□□□	□□□□	□□□	□□□		
Recliner (w/ Laminate Top Articulating Tablet) - Contrast • 1 = Back, arms and footrest (Fabric Contrast 1) C.O.M. = 3.75 yd • 2 = Seat (Fabric Contrast 2) C.O.M. = 3 yd	Left facing 6.75 yd	TSR/FC/LFRT/LT	□□□□	□□□□	□□□	□□□	□□□□	□□□	□□□		
	Right facing 6.75 yd	TSR/FC/RFRT/LT	□□□□	□□□□	□□□	□□□	□□□□	□□□	□□□		
			A	B	C	D	E	F	G	H	

HOW TO ORDER

Indicate the following information on order form:

- Quantity of each item.
- Model number, including options. See "How To Build a Model Number".
- Any special service required.

Note: •The □ indicates that a choice is required.
 •The absence of the □ indicates that no choice is required.

HOW TO BUILD A MODEL NUMBER

- A** Select basic model.
- B** Select non-contrast or fabric contrast 1.
Refer to Upholstery Fabric cards in the KI Fabrics & Finishes binder.
- C** Select fabric contrast 2.
Refer to Upholstery Fabric cards in the KI Fabrics & Finishes binder.
- D** Select I.V. pole (facing).
NS = No pole
LFF = Left front facing; add \$286
LRF = Left rear facing; add \$286
RFF = Right front facing; add \$286
RRF = Right rear facing; add \$286
- E** Select catheter attachment.
CA = Catheter hook; add \$45
NCA = No catheter attachment
- F** Select armcaps.
PCAP = Urethane (pair); add \$168
STD = Wood (standard)
- G** Select wood finish color.
Refer to color addendum at ki.com or in KI Price List or KI Fabrics & Finishes binder.
- H** Select laminate color.
Refer to color addendum at ki.com or in KI Price List or KI Fabrics & Finishes binder.

INFORMATION

Moisture Barrier \$246
 TB133 \$394
 TB133 NOT available with urethane cap option.

Kensington Maple Upcharge

Kensington Maple requires extended lead-times.
 Model
 Three Recliner \$15

Options

Additional options may be ordered.
 Add /XX to the end of the model number and upcharge.

Trendelenburg
 /TM and \$363

C.O.M. Requirements

C.O.M. yardage requirements listed above are based on plain goods 54" wide. If less than 54" wide or fabrics requiring matching (stripes, plaids, prints, large patterns), additional yardage will be needed. Consult



Approx. Packaged Weight	Grade C.O.M.	Grade C	Grade D	Grade E & C.O.L.	Grade F	Grade G	Grade H	Grade I	Grade J	Grade K	Grade L Leather	Grade M Leather
180#	\$ 3756	\$ 3799	\$ 3871	\$ 3960	\$ 4017	\$ 4135	\$ 4251	\$ 4427	\$ 4755	\$ 5059	\$ 5351	\$ 5932
180#	\$ 3825	\$ 3868	\$ 3940	\$ 4029	\$ 4086	\$ 4204	\$ 4320	\$ 4496	\$ 4824	\$ 5128	\$ 5420	\$ 6001
180#	\$ 3756	\$ 3799	\$ 3871	\$ 3960	\$ 4017	\$ 4135	\$ 4251	\$ 4427	\$ 4755	\$ 5059	\$ 5351	\$ 5932
180#	3756	3799	3871	3960	4017	4135	4251	4427	4755	5059	5351	5932
180#	\$ 3825	\$ 3868	\$ 3940	\$ 4029	\$ 4086	\$ 4204	\$ 4320	\$ 4496	\$ 4824	\$ 5128	\$ 5420	\$ 6001
180#	3825	3868	3940	4029	4086	4204	4320	4496	4824	5128	5420	6001

C.O.M. matrix on the Ordering C.O.M., and C.O.L. page for additional yardage needed. For C.O.M. fabric sent to KI-High Point on multiple rolls, add an additional yard of fabric per roll to the yardage requirements.

C.O.L. Requirements

Figure 18 sq. ft. of leather (C.O.L.) for each yard shown (i.e., 4.75 x 18 = 85.5 sq ft).

Contrasting Upholstery

When contrasting fabric is chosen, price at highest in-grade.

California TB133 Fire Safety Code

The above seating products can be manufactured using the appropriate flame-retardant materials and fabric selection for compliance to California Technical Bulletin 133. Add "FR" to end of model number and add upcharge. Please contact KI customer service for fabric compliance. Not available with moisture barrier. Gore or Nano-Tex treatments can be used when TB133 is required.

Construction

Wood arms (field replaceable) and armcaps of kiln-dried hardwood. Sleeper recliner mechanism constructed of 12-gauge (or greater) tubular steel bolted to wood arms at 16 locations. Ottoman mechanism constructed of 10-gauge steel mounted to chair frame. Back shell is 1/2" hardwood plywood (4-ply) glued and stapled, using modified mortise and tenon joints. Seat shell is 1/2" hardwood plywood (4-ply and 7-ply) glued and stapled using modified mortise and tenon joints. Cushioning of multiple densities of polyurethane foam. Seat and back are field replaceable. Removable headrest with operating instructions on back. Soft touch ottoman release and push/pull handles. Casters front swivel and rear locking swivel.

Options

TSR cannot be manufactured without casters.

SPECIAL SERVICES

Special Carton Marking

With specially marked information N/C


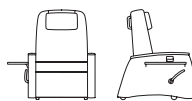
Shipping

Shipped **assembled freight prepaid f.o.b. High Point, North Carolina 27263** factory. Freight class #150.

Specifications and prices are subject to change without prior notice.

Three®

Sleeper Recliner

			MODEL NUMBER								
			Basic Model	Non-Contrast or Fabric Contrast 1	Fabric Contrast 2	I.V. Pole	Catheter Attachment	Arm Cap	Wood Finish	Veneer Color	
 THSR Recliner (w/ Veneer Side Articulating Tablet) - Non-Contrast	Right facing	6.75 yd	TSR/RFT/VT	□□□□		□□□	□□□	□□□□	□□□	□□□	
Recliner (w/ Veneer Side Articulating Tablet) - Contrast • 1 = Back, arms and footrest (Fabric Contrast 1) C.O.M. = 3.75 yd • 2 = Seat (Fabric Contrast 2) C.O.M. = 3 yd	Right facing	6.75 yd	TSR/FC/RFT/VT	□□□□	□□□□	□□□	□□□	□□□□	□□□	□□□	
 THSR Recliner (w/ Veneer Top Articulating Tablet) - Non-Contrast	Left facing	6.75 yd	TSR/LFRT/VT	□□□□		□□□	□□□	□□□□	□□□	□□□	
	Right facing	6.75 yd	TSR/RFRT/VT	□□□□		□□□	□□□	□□□□	□□□	□□□	
Recliner (w/ Veneer Top Articulating Tablet) - Contrast • 1 = Back, arms and footrest (Fabric Contrast 1) C.O.M. = 3.75 yd • 2 = Seat (Fabric Contrast 2) C.O.M. = 3 yd	Left facing	6.75 yd	TSR/FC/LFRT/VT	□□□□	□□□□	□□□	□□□	□□□□	□□□	□□□	
	Right facing	6.75 yd	TSR/FC/RFRT/VT	□□□□	□□□□	□□□	□□□	□□□□	□□□	□□□	
			A	B	C	D	E	F	G	H	

A

B

C

D

E

F

G

H

HOW TO ORDER

Indicate the following information on order form:

1. Quantity of each item.
2. Model number, including options. See "How To Build a Model Number".
3. Any special service required.

Note: •The □ indicates that a choice is required.
 •The absence of the □ indicates that no choice is required.

HOW TO BUILD A MODEL NUMBER

- A** Select basic model.

- B** Select non-contrast or fabric contrast 1.
 Refer to Upholstery Fabric cards in the KI Fabrics & Finishes binder.

- C** Select fabric contrast 2.
 Refer to Upholstery Fabric cards in the KI Fabrics & Finishes binder.

- D** Select I.V. pole (facing).
NS = No pole
LFF = Left front facing; add \$286
LRF = Left rear facing; add \$286
RFF = Right front facing; add \$286
RRF = Right rear facing; add \$286

- E** Select catheter attachment.
CA = Catheter hook; add \$45
NCA = No catheter attachment

- F** Select armcaps.
PCAP = Urethane (pair); add \$168
STD = Wood (standard)

- G** Select wood finish color.
 Refer to color addendum at ki.com or in KI Price List or KI Fabrics & Finishes binder.

- H** Select veneer color.
 Refer to color addendum at ki.com or in KI Price List or KI Fabrics & Finishes binder.

INFORMATION

Moisture Barrier \$246
 TB133 \$394
 TB133 NOT available with urethane cap option.

Kensington Maple Upcharge

Kensington Maple requires extended lead-times.
 Model
 Three Recliner \$15

Options

Additional options may be ordered.
 Add /XX to the end of the model number and upcharge.

Trendelenburg
 /TM and \$363

C.O.M. Requirements

C.O.M. yardage requirements listed above are based on plain goods 54" wide. If less than 54" wide or fabrics requiring matching (stripes, plaids, prints, large patterns), additional yardage will be needed. Consult



Approx. Packaged Weight	Grade C.O.M.	Grade C	Grade D	Grade E & C.O.L.	Grade F	Grade G	Grade H	Grade I	Grade J	Grade K	Grade L Leather	Grade M Leather
180#	\$ 3756	\$ 3799	\$ 3871	\$ 3960	\$ 4017	\$ 4135	\$ 4251	\$ 4427	\$ 4755	\$ 5059	\$ 5351	\$ 5932
180#	\$ 3825	\$ 3868	\$ 3940	\$ 4029	\$ 4086	\$ 4204	\$ 4320	\$ 4496	\$ 4824	\$ 5128	\$ 5420	\$ 6001
180#	\$ 3756	\$ 3799	\$ 3871	\$ 3960	\$ 4017	\$ 4135	\$ 4251	\$ 4427	\$ 4755	\$ 5059	\$ 5351	\$ 5932
180#	3756	3799	3871	3960	4017	4135	4251	4427	4755	5059	5351	5932
180#	\$ 3825	\$ 3868	\$ 3940	\$ 4029	\$ 4086	\$ 4204	\$ 4320	\$ 4496	\$ 4824	\$ 5128	\$ 5420	\$ 6001
180#	3825	3868	3940	4029	4086	4204	4320	4496	4824	5128	5420	6001

C.O.M. matrix on the Ordering C.O.M., and C.O.L. page for additional yardage needed. For C.O.M. fabric sent to KI-High Point on multiple rolls, add an additional yard of fabric per roll to the yardage requirements.

C.O.L. Requirements

Figure 18 sq. ft. of leather (C.O.L.) for each yard shown (i.e., 4.75 x 18 = 85.5 sq ft).

Contrasting Upholstery

When contrasting fabric is chosen, price at highest in-grade.

California TB133 Fire Safety Code

The above seating products can be manufactured using the appropriate flame-retardant materials and fabric selection for compliance to California Technical Bulletin 133. Add "FR" to end of model number and add upcharge. Please contact KI customer service for fabric compliance. Not available with moisture barrier. Gore or Nano-Tex treatments can be used when TB133 is required.

Construction

Wood arms (field replaceable) and armcaps of kiln-dried hardwood. Sleeper recliner mechanism constructed of 12-gauge (or greater) tubular steel bolted to wood arms at 16 locations. Ottoman mechanism constructed of 10-gauge steel mounted to chair frame. Back shell is 1/2" hardwood plywood (4-ply) glued and stapled, using modified mortise and tenon joints. Seat shell is 1/2" hardwood plywood (4-ply and 7-ply) glued and stapled using modified mortise and tenon joints. Cushioning of multiple densities of polyurethane foam. Seat and back are field replaceable. Removable headrest with operating instructions on back. Soft touch ottoman release and push/pull handles. Casters front swivel and rear locking swivel.

Options

TSR cannot be manufactured without casters.

SPECIAL SERVICES

Special Carton Marking

With specially marked information N/C

Shipping

Shipped **assembled freight prepaid f.o.b. High Point, North Carolina 27263** factory. Freight class #150.

Specifications and prices are subject to change without prior notice.

Three®

Sleeper Recliner Replacement Parts

MODEL	COM	MODEL NUMBER		Approx. Packaged Weight
		Basic Model	Non-Contrast or Fabric Contrast 1	
Replacement Seat & Back	3 yd	TSR-RSB	<input type="checkbox"/> <input type="checkbox"/> <input type="checkbox"/> <input type="checkbox"/>	50#
THSR				
Replacement Footrest	.75 yd	TSR-RFR	<input type="checkbox"/> <input type="checkbox"/> <input type="checkbox"/> <input type="checkbox"/>	10#
THSR				
Replacement Headrest	.75 yd	TSR-RHR	<input type="checkbox"/> <input type="checkbox"/> <input type="checkbox"/> <input type="checkbox"/>	5#
THSR				

A

B

HOW TO ORDER

Indicate the following information on order form:

- Quantity of each item.
- Model number, including options. See "How To Build a Model Number".
- Any special service required.

Note:

- The ☐ indicates that a choice is required.
- The absence of the ☐ indicates that no choice is required.

HOW TO BUILD A MODEL NUMBER

- A

Select basic model.
- B

Select non-contrast or fabric contrast 1. Refer to Upholstery Fabric cards in the KI Fabrics & Finishes binder.

INFORMATION

C.O.M. Requirements
C.O.M. yardage requirements listed above are based on plain goods 54" wide. If less than 54" wide or fabrics requiring matching (stripes, plaids, prints, large patterns), additional yardage will be needed. Consult C.O.M. matrix on the Ordering C.O.M., and C.O.L. page for additional yardage needed. For C.O.M. fabric sent to KI-High Point on multiple rolls, add an additional yard of fabric per roll to the yardage requirements.

C.O.L. Requirements
Figure 18 sq. ft. of leather (C.O.L.) for each yard shown (i.e., 4.75 x 18 = 85.5 sq ft).

Contrasting Upholstery
When contrasting fabric is chosen, price at highest in-grade.

California TB133 Fire Safety Code
The above seating products can be manufactured using the appropriate flame-retardant materials and fabric selection for compliance to California Technical Bulletin 133. Add

"FR" to end of model number and add upcharge. Please contact KI customer service for fabric compliance. Not available with moisture barrier. Gore or Nano-Tex treatments can be used when TB133 is required.



Grade C.O.M.	Grade C	Grade D	Grade E & C.O.L.	Grade F	Grade G	Grade H	Grade I	Grade J	Grade K	Grade L Leather	Grade M Leather
\$ 932	\$ 951	\$ 986	\$ 1024	\$ 1054	\$ 1106	\$ 1161	\$ 1228	\$ 1363	\$ 1497	\$ 1632	\$ 1902
\$ 238	\$ 242	\$ 250	\$ 262	\$ 267	\$ 280	\$ 294	\$ 311	\$ 345	\$ 379	\$ 413	\$ 480
\$ 266	\$ 271	\$ 279	\$ 288	\$ 295	\$ 310	\$ 323	\$ 340	\$ 373	\$ 406	\$ 441	\$ 508

SPECIAL SERVICES

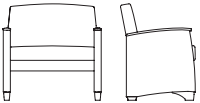
Special Carton Marking

With specially marked information N/C

Shipping

Shipped **knockdown freight prepaid f.o.b. High Point, North Carolina 27263** factory. Freight class #175.

Specifications and prices are subject to change without prior notice.

				MODEL NUMBER							
MODEL		Features	COM	Basic Model	Non-Contrast or Fabric Contrast 1	Fabric Contrast 2	Wood Finish	Arm Cap	TB133	Moisture Barrier	
 THBS	Bariatric Chair	Non-contrast	4.75 yd	TPCL	□□□□		□□□	□□□	□□□	□□□	
		Contrast		TPCL/FC	□□□□	□□□□	□□□	□□□	□□□	□□□	
	<ul style="list-style-type: none"> 1 = Back and arms (Fabric Contrast 1) C.O.M. = 3.5 yd 2 = Seat (Fabric Contrast 2) C.O.M. = 1.25 yd 										
				A	B	C	D	E	F	G	

Indicate the following information on order form:

1. Quantity of each item.
2. Model number, including options. See "How To Build a Model Number".
3. Any special service required.

Note: • The ☐ indicates that a choice is required.
• The absence of the ☐ indicates that no choice is required.

- A** Select basic model.
- B** Select non-contrast or fabric contrast 1.
Refer to Upholstery Fabric cards in the KI
Fabrics & Finishes binder.
- C** Select fabric contrast 2.
Refer to Upholstery Fabric cards in the KI
Fabrics & Finishes binder.
- D** Select wood finish color.
Refer to color addendum at ki.com or in
KI Price List or KI Fabrics & Finishes
binder.
For Kensington Maple add upcharge.

- E** Select arm caps.
- | | |
|------------|---|
| WAC | = Wood (standard) |
| PAC | = Black poly, upcharge per arm;
add \$46 |

- | | |
|------------|---|
| F | Select TB133. |
| NFR | = No TB133 fire retardant |
| FR | = Fire retardant |
| | See pricing column for TB133 upcharge. |
| G | Select moisture barrier. |
| NMB | = No moisture barrier |
| MB | = Moisture barrier |
| | See pricing column for moisture barrier upcharge. |

Kensington Maple Upcharge
Kensington Maple requires extended lead-times.

Model	
TPCL	\$21
TPCL/FC	\$21

Options

Field recoverable arms \$116 per arm = 1.5 yds. C.O.M.

C.O.M. Requirements

C.O.M. yardage requirements listed above are based on plain goods 54" wide. If less than 54" wide or fabrics requiring matching (stripes, plaids, prints, large patterns), additional yardage will be needed. Consult C.O.M. matrix on the Ordering C.O.M., and C.O.L. page for additional yardage needed. For C.O.M. fabric sent to KI-High Point on multiple rolls, add an additional yard of fabric per roll to the yardage requirements.

C.O.L. Requirements

Figure 18 sq. ft. of leather (C.O.L.) for each



Approx. Packaged Weight	Grade C.O.M.	Grade C	Grade D	Grade E & C.O.L.	Grade F	Grade G	Grade H	Grade I	Grade J	Grade K	Grade L Leather	Grade M Leather	TB133 add to list price	Moisture Barrier add to list price
70#	\$ 1320	\$ 1347	\$ 1392	\$ 1447	\$ 1485	\$ 1558	\$ 1631	\$ 1722	\$ 1907	\$ 2091	\$ 2274	\$ 2643	\$ 328	\$ 186
70#	1365	1393	1437	1493	1531	1604	1677	1769	1953	2137	2320	2689	328	186

yard shown (i.e., 4.75 x 18 = 85.5 sq ft).

Contrasting Upholstery

When contrasting fabric is chosen, price at highest in-grade.

Moisture Barrier

Moisture barrier is applied underneath the fabric cover as a means of protecting the foam. Not available with TB133.

California TB133 Fire Safety Code

The above seating products can be manufactured using the appropriate flame-retardant materials and fabric selection for compliance to California Technical Bulletin 133. Add "FR" to end of model number and add upcharge. Please contact KI customer service for fabric compliance. Not available with moisture barrier. Gore or Nano-Tex treatments can be used when TB133 is required.

Construction

BARIATRIC UNITS ARE CYCLE TESTED TO EXCEED ANSI/BIFMA STANDARDS TO

SAFELY ACCOMMODATE A PERSON
WEIGHING UP TO 750 POUNDS.

Seat frame constructed of welded structural steel. Back constructed from formed laminated plywood. Cushioning for seats and backs are multiple densities of polyurethane foam wrapped with 1" high resilient polyurethane foam. Arms constructed from kiln-dried hardwood and laminated plywood. Exposed wood is hardwood. Field recoverable seats and backs. Recoverable arms—consult options.

SPECIAL SERVICES

Special Carton Marking

With specially marked information N/C

Shipping

Shipped **assembled unless replacement parts which ship k.d. freight prepaid High Point, North Carolina 27263** factory. Freight class #175.

Specifications and prices are subject to change without prior notice.

Warren™ Seating

General Information



Full-Size Sled Base



Full-Size Systems Base

Features

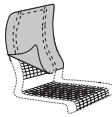
Flex motion	•	•
Meal tray	•	•
Moisture barrier option	•	•
Ottoman	•	•
Rear tilt wheels	•	•
Removable upholstery	•	•
Ventilated mesh	•	•
Poly armrest	•	•
Pillow	•	•
Leg Lift		•

General Dimensions

Width	25"	25"
Depth	30"	30"
Height	47-1/2"	47-1/2"
Arm height	27"	27"
Seat height	18"	18"
Seat depth	18"	18"
Seat width	20"	20"



00-Style



04-Style



05-Style

SPECIFICATIONS

Seat/Back Structural Frame

Constructed of a 1-1/2"W x 1-1/4"thick hot-formed truck-grade, alloy-spring steel. Front-cantilevered from base mounting for rearward deflection. Frame allows the user to lean into well-developed lumbar support without lifting feet off the floor, thereby eliminating under-thigh pressure and compromised circulation. Frame allows for a unified wave-like resilient rocking motion with a flat-bottomed chair base and no moving parts. Frame extends in front of seat at arm height to provide leverage to user when exiting chair.

Armrests

Constructed of tough, non-porous, scrubbable, integrally colored polyethylene. Armrests project forward beyond the seat front for safe and easy egress. Front armrests are supported axially to provide stability during the downward pressure exerted while entering and exiting the chair.

Arm Frame

Constructed of 3/16" x 1-1/2" truck-grade leaf-spring steel that flexes with the structural frame of the seat and back.

Base

Metal base is 14-gauge 1-3/8" diameter round, electric-welded steel tubing assembled with nylok fasteners and all-welded construction. Optional positioner is available on systems base chairs to limit motion by locking the chair into two positions.

Coatings

Metal finishes are electrostatically applied epoxy powder coating. Optional in triple nickel chrome.

Glides

Glides are non-marring unbreakable plastic (surlyn). Front anti-tip glides, on sled base version only, are clear surlyn. Rear glides are natural surlyn.

Wheels

Non-marring nylon rear tilt wheels are mounted off the floor to engage only when chair is tilted backwards for relocation.

Upholstery Style Description

The Warren™ Chair Series is available in four different upholstery styles. Mesh slings are available in a coordinated series of mesh colors, KI and Pallas fabrics.

00-Style Open Mesh with Fabric or Vinyl Side Trim

The perfect solution where hygiene and cleanability are paramount. The mesh sling specified with vinyl side trim allows for the use of all types of healthcare cleaning agents including bleach and steam. Mesh slings are also CAL 133 compliant.

04-Style Velcro-Removable Padded Upholstery on Back Only with Mesh Seat

A removable padded upholstery cover for the back of the chair offers the flexibility of having

a full upholstered back while retaining the hygienic and cleaning benefits of the mesh seat. The back can be removed for easy cleaning and replacement or to reveal the all-mesh sling underneath.

05-Style Velcro-Removable Padded Upholstery on Seat and Back

Provides the flexibility of having either fully upholstered seat and back covers or, by removing one or both, exposing the fully functional "00" style mesh sling chair underneath. The "05" velcro-affixed covers also allow for easy cleaning and replacement of upholstery covers.



INFORMATION

Warranty
Refer to KI Terms & Conditions document or
visit ki.com

WS

Indicate the following information on order form:

1. Quantity of each item.
2. Model number, including options. See "How To Build a Model Number".
3. Any special service required.

Note: • The ☐ indicates that a choice is required.
• The absence of the ☐ indicates that no choice is required.

A Select basic model.

- A** Select basic model.
Refer to color addendum at ki.com or in KI Price List or KI Fabrics & Finishes binder.
- B** Select frame color.
Refer to color addendum at ki.com or in KI Price List or KI Fabrics & Finishes binder.
- C** Select seat/back mesh color.
Refer to color addendum at ki.com or in KI Price List or KI Fabrics & Finishes binder.
- D** Select upholstery trim color.
Refer to color addendum at ki.com or in KI Price List or KI Fabrics & Finishes binder.
If mesh or removable upholstery was specified, vinyl or fabric trim must be selected. See mesh/vinyl fabric card or standard upholstery cards.
- E** Select pillow upholstery grade/color.
Refer to Upholstery Fabric cards in the KI Fabrics & Finishes binder.
- F** Select armrest color.
Refer to color addendum at ki.com or in KI Price List or KI Fabrics & Finishes binder.
- H** Select moisture barrier.
- | | |
|------------|-----------------------------------|
| NOM | = No moisture barrier |
| MWB | = With moisture barrier; add \$56 |

C.O.M. Trim Calculation

C.O.M. requirement for 00, 04 & 05 styles is 2 yards per 2 chairs. For complete information on ordering C.O.M., see "Ordering C.O.M., C.O.V. and C.O.L." section.

C.O.M. Cover Upholstery

C.O.M. requirement for 04 style is 1 yard and for 05 style 2 yards. For complete information on ordering C.O.M., see "Ordering C.O.M., C.O.V. and C.O.L." section.

Note:
Combine C.O.M. Trim and C.O.M. Covers
columns when calculating overall C.O.M.
requirements.



Approx. Packaged Weight	Delivered Pricing Fabric Grade 1 & C.O.M.	Delivered Pricing Fabric Grade 2	Delivered Pricing Fabric Grade 3	Delivered Pricing Vinyl Group 2	Delivered Pricing C.O.V.	Delivered Pricing Pallas Fabric Group P1	Delivered Pricing Pallas Fabric Group P2	Delivered Pricing Pallas Fabric Group P3	Delivered Pricing Pallas Fabric Group P4
42#	\$ 1141	\$ 1149	\$ 1154	\$ 1154	\$ 1141	\$ 1191	\$ 1215	\$ 1238	\$ 1261
43#	\$ 1244	\$ 1257	\$ 1266	\$ 1266	\$ 1244	\$ 1346	\$ 1391	\$ 1440	\$ 1487
44#	\$ 1453	\$ 1482	\$ 1497	\$ 1497	\$ 1453	\$ 1653	\$ 1747	\$ 1840	\$ 1929

OPTIONS

California TB133 Fire Safety Code
The above seating products can be manufactured using the appropriate flame-retardant materials for compliance to California Technical Bulletin 133. Add "FR" to end of model number.
Model=00
Added Lead Time=None
Added List Price= \$32
Model=04
Added Lead Time=3 weeks
Added List Price= \$100
Model=05
Added Lead Time=3 weeks
Added List Price= \$164

INFORMATION

Note:
Cannot order Moisture Barrier and California TB133 Fire Safety Code together; Select one or the other.

SPECIAL SERVICES




Special Carton Marking
With specially marked information N/C

Shipping
Shipped **assembled freight prepaid f.o.b. Bonduel, Wisconsin 54107** factory. Freight class #175.

Specifications and prices are subject to change without prior notice.

Warren™ Seating

Systems Base Chair

MODEL	MODEL NUMBER								
	Basic Model	Frame Color	Seat/Back Mesh Color	Upholstery Trim Color	Upholstery Color	Pillow Color	Armrest Color	Moisture Barrier	
 WS Mesh Seat and Back with Trim, Full Size	WVF00	<input type="checkbox"/>	<input type="checkbox"/>	<input type="checkbox"/>	<input type="checkbox"/>	<input type="checkbox"/>	<input type="checkbox"/>	<input type="checkbox"/>	
 WS Removable Padded Upholstery Back with Mesh Seat and Trim, Full Size	WVF04	<input type="checkbox"/>	<input type="checkbox"/>	<input type="checkbox"/>	<input type="checkbox"/>	<input type="checkbox"/>	<input type="checkbox"/>	<input type="checkbox"/>	
 WS Removable Padded Seat and Back Upholstery with Trim, Full Size	WVF05	<input type="checkbox"/>	<input type="checkbox"/>	<input type="checkbox"/>	<input type="checkbox"/>	<input type="checkbox"/>	<input type="checkbox"/>	<input type="checkbox"/>	
<div> <div>A</div> <div>B</div> <div>C</div> <div>D</div> <div>E</div> <div>F</div> <div>G</div> <div>H</div> </div>									

HOW TO ORDER

Indicate the following information on order form:

- Quantity of each item.
- Model number, including options. See "How To Build a Model Number".
- Any special service required.

Note: •The ☐ indicates that a choice is required.
•The absence of the ☐ indicates that no choice is required.

HOW TO BUILD A MODEL NUMBER

- A** Select basic model.
- B** Select frame color.
Refer to color addendum at ki.com or in KI Price List or KI Fabrics & Finishes binder.
- C** Select seat/back mesh color.
Refer to color addendum at ki.com or in KI Price List or KI Fabrics & Finishes binder.
- D** Select trim color.
Refer to color addendum at ki.com or in KI Price List or KI Fabrics & Finishes binder.
If mesh or removable upholstery was specified, vinyl or fabric trim must be selected. See mesh/vinyl fabric card or standard upholstery cards.
- E** Select cover upholstery grade/color.
Refer to color addendum at ki.com or in KI Fabrics & Finishes binder.
Refer to Upholstery Fabric cards in the KI Fabrics & Finishes binder.
- F** Select pillow upholstery grade/color.
Refer to Upholstery Fabric cards in the KI Fabrics & Finishes binder.
- G** Select armrest color.
Refer to color addendum at ki.com or in KI Price List or KI Fabrics & Finishes binder.
- H** Select moisture barrier.
NOM = No moisture barrier
WMB = With moisture barrier; add \$56

UPHOLSTERY INFORMATION

C.O.M. Trim Calculation

C.O.M. requirement for 00, 04 & 05 styles is 2 yards per 2 chairs. For complete information on ordering C.O.M., see "Ordering C.O.M., C.O.V. and C.O.L." section.

C.O.M. Cover Upholstery

C.O.M. requirement for 04 style is 1 yard and for 05 style 2 yards. For complete information on ordering C.O.M., see "Ordering C.O.M., C.O.V. and C.O.L." section.

Note:

Combine C.O.M. Trim and C.O.M. Covers columns when calculating overall C.O.M. requirements.



Approx. Packaged Weight	Delivered Pricing Fabric Grade 1 & C.O.M.	Delivered Pricing Fabric Grade 2	Delivered Pricing Fabric Grade 3	Delivered Pricing Vinyl Group 2	Delivered Pricing C.O.V.	Delivered Pricing Pallas Fabric Group P1	Delivered Pricing Pallas Fabric Group P2	Delivered Pricing Pallas Fabric Group P3	Delivered Pricing Pallas Fabric Group P4
45#	\$ 1195	\$ 1204	\$ 1208	\$ 1208	\$ 1195	\$ 1247	\$ 1270	\$ 1291	\$ 1314
46#	\$ 1299	\$ 1312	\$ 1323	\$ 1323	\$ 1299	\$ 1400	\$ 1444	\$ 1495	\$ 1542
47#	\$ 1505	\$ 1534	\$ 1549	\$ 1549	\$ 1505	\$ 1706	\$ 1800	\$ 1891	\$ 1981

OPTIONS

California TB133 Fire Safety Code
The above seating products can be manufactured using the appropriate flame-retardant materials for compliance to California Technical Bulletin 133. Add "FR" to end of model number.
Model=00
Added Lead Time=None
Added List Price= \$32
Model=04
Added Lead Time=3 weeks
Added List Price= \$100
Model=05
Added Lead Time=3 weeks
Added List Price= \$164

INFORMATION

Note:
Cannot order Moisture Barrier and California TB133 Fire Safety Code together; Select one or the other.

SPECIAL SERVICES



Special Carton Marking
With specially marked information N/C

Shipping
Shipped **assembled freight prepaid f.o.b. Bonduel, Wisconsin 54107** factory. Freight class #175.

Specifications and prices are subject to change without prior notice.

Warren™ Seating

Accessories/Options

MODEL	MODEL NUMBER				Approx. Packaged Weight
	Basic Model	Upholstery Color	Pillow Color	Moisture Barrier	
 WRBS Removable Back Cover, Full Size	WBCF	<input type="checkbox"/> <input type="checkbox"/> <input type="checkbox"/> <input type="checkbox"/>	<input type="checkbox"/> <input type="checkbox"/> <input type="checkbox"/> <input type="checkbox"/>		1#
 WRBS Removable Seat Cover, Full Size	WSCF	<input type="checkbox"/> <input type="checkbox"/> <input type="checkbox"/> <input type="checkbox"/>		<input type="checkbox"/> <input type="checkbox"/> <input type="checkbox"/>	1#
	A	B	C	D	

HOW TO ORDER

Indicate the following information on order form:

- Quantity of each item.
- Model number, including options. See "How To Build a Model Number".
- Any special service required.

Note:

- The ☐ indicates that a choice is required.
- The absence of the ☐ indicates that no choice is required.

HOW TO BUILD A MODEL NUMBER

- A** Select basic model.
- B** Select upholstery grade/color. Refer to color addendum at ki.com or in KI Fabrics & Finishes binder. Refer to Upholstery Fabric cards in the KI Fabrics & Finishes binder.
- C** Select pillow upholstery grade/color. Refer to Upholstery Fabric cards in the KI Fabrics & Finishes binder.
- D** Select moisture barrier.
NOM = No moisture barrier
WMB = With moisture barrier; add \$28
Moisture barrier available on seat cover only.

UPHOLSTERY INFORMATION

C.O.M. Upholstery
C.O.M. requirement for removable back and seat cover is 1 yard each. For complete information on ordering C.O.M., see "Ordering C.O.M., C.O.V. and C.O.L." section.

OPTIONS

California TB133 Fire Safety Code
The above seating products can be manufactured using the appropriate flame-retardant materials for compliance to California Technical Bulletin 133. Add "FR" to end of model number.
Model=Back Cover
Added Lead Time=3 weeks
Added List Price= \$81
Model=Seat Cover
Added Lead Time=3 weeks
Added List Price= \$81



Delivered Pricing Fabric Grade 1 & C.O.M.	Delivered Pricing Fabric Grade 2	Delivered Pricing Fabric Grade 3	Delivered Pricing Vinyl Group 2	Delivered Pricing C.O.V.	Delivered Pricing Pallas Fabric Group P1	Delivered Pricing Pallas Fabric Group P2	Delivered Pricing Pallas Fabric Group P3	Delivered Pricing Pallas Fabric Group P4
\$ 157	\$ 167	\$ 178	\$ 178	\$ 157	\$ 193	\$ 213	\$ 236	\$ 260
\$ 199	\$ 209	\$ 220	\$ 220	\$ 199	\$ 234	\$ 255	\$ 279	\$ 303

INFORMATION

Note:
Cannot order Moisture Barrier and California
TB133 Fire Safety Code together; Select one
or the other.

SPECIAL SERVICES

Special Carton Marking
With specially marked information N/C

Shipping
Shipped **assembled freight prepaid f.o.b. Bonduel, Wisconsin 54107** factory. Freight class #175.

Specifications and prices are subject to change without prior notice.

Index

Model No.	Description	Page	Model No.	Description	Page
BHX	Patient Chair: Motion Patient Chair (Closed Arm)	26	FGC	Glider: Replacement Cover Set	66
BHXC	Patient Chair Replacement Parts: Motion Patient Chair	28	FLS2	Sleeper: Lounge Sleeper	42
	Replacement Cover Set (Closed Arm)		FLS2C	Sleeper: Lounge Sleeper Replacement Arm Panels, Seat & Back Cushions	42
BIB	Built-In: Built-In, Basic	70			
BID	Built-In: Built-In, Drawers	70	FLSS/DS	Sleeper: Loveseat Sleeper - DS (Open, Both Sides Facing)	44
BIP	Built-In: Built-In, Front Panel	70	FLSS/DS	Sleeper: Loveseat Sleeper - DS (Open, Both Sides Facing)	46
BLS2	Sleeper: Lounge Sleeper	8	FLSS/LFS	Sleeper: Loveseat Sleeper - LFS (Open, Left Side Facing)	44
BLS2C	Sleeper: Lounge Sleeper Replacement Arm Panels, Seat & Back Cushions	8	FLSS/LFS	Sleeper: Loveseat Sleeper - LFS (Open, Left Side Facing)	46
			FLSS/RFS	Sleeper: Loveseat Sleeper - RFS (Open, Right Side Facing)	44
BLSS/DS	Sleeper: Loveseat Sleeper - DS (Open, Both Sides Facing)	10	FLSS/RFS	Sleeper: Loveseat Sleeper - RFS (Open, Right Side Facing)	46
BLSS/DS	Sleeper: Loveseat Sleeper - DS (Open, Both Sides Facing)	12	FLSSC/DS	Sleeper Replacement Parts: Loveseat Sleeper Replacement	48
BLSS/LFS	Sleeper: Loveseat Sleeper - LFS (Open, Left Side Facing)	10		Seat & Back Cushions - DS	
BLSS/LFS	Sleeper: Loveseat Sleeper - LFS (Open, Left Side Facing)	12	FLSSC/LFS	Sleeper Replacement Parts: Loveseat Sleeper Replacement	48
BLSS/RFS	Sleeper: Loveseat Sleeper - RFS (Open, Right Side Facing)	10		Seat & Back Cushions - LFS	
BLSS/RFS	Sleeper: Loveseat Sleeper - RFS (Open, Right Side Facing)	12	FLSSC/RFS	Sleeper Replacement Parts: Loveseat Sleeper Replacement	48
BLSSC/DS	Sleeper Replacement Parts: Loveseat Sleeper Replacement	14		Seat & Back Cushions - RFS	
	Seat & Back Cushions - DS		FNS	Modern: Modern, No Storage	76
BLSSC/LFS	Sleeper Replacement Parts: Loveseat Sleeper Replacement	14	FOCL	Bariatric: Bariatric Chair (Open Arm)	64
	Seat & Back Cushions - LFS		FOP	Patient Chair: Patient Chair (Open Arm)	58
BLSSC/RFS	Sleeper Replacement Parts: Loveseat Sleeper Replacement	14	FOPC	Patient Chair Replacement Parts: Patient Chair Replacement	62
	Seat & Back Cushions - RFS			Cover Set (Open Arm)	
BOCL	Bariatric: Bariatric Chair (Open Arm)	30	FOT	Patient Chair: Ottoman	58
BOT	Patient Chair: Ottoman	24	FOX2	Patient Chair: Motion Patient Chair (Open Arm)	60
BOT2	Patient Chair: Ottoman	26	FOX2C	Patient Chair Replacement Parts: Motion Patient Chair	62
BOX	Patient Chair: Motion Patient Chair (Open Arm)	26		Replacement Cover Set (Open Arm)	
BOXC	Patient Chair Replacement Parts: Motion Patient Chair	28	FPP	Patient Chair: Patient Chair (Closed Arm)	58
	Replacement Cover Set (Open Arm)		FPPC	Patient Chair Replacement Parts: Patient Chair Replacement	62
BPH	Patient Chair: Patient Chair (Closed Arm)	24		Cover Set (Closed Arm)	
BPO	Patient Chair: Patient Chair (Open Arm)	24	FR	Recliner: Recliner	50
BR	Recliner: Recliner	16	FR/FC/LFT/LT	Recliner: Recliner (w/ Laminate Side Articulating Tablet) - Contrast	52
BR/FC/LFT/LT	Recliner: Recliner (w/ Laminate Side Articulating Tablet) - Contrast	18			
			FR/FC/LFT/VT	Recliner: Recliner (w/ Veneer Side Articulating Tablet) - Contrast	54
BR/FC/LFT/VT	Recliner: Recliner (w/ Veneer Side Articulating Tablet) - Contrast	20			
			FR/LFT/LT	Recliner: Recliner (w/ Laminate Side Articulating Tablet) - Non-contrast	52
BR/LFT/LT	Recliner: Recliner (w/ Laminate Side Articulating Tablet) - Non-contrast	18			
			FR/LFT/VT	Recliner: Recliner (w/ Veneer Side Articulating Tablet) - Non-contrast	54
BR/LFT/VT	Recliner: Recliner (w/ Veneer Side Articulating Tablet) - Non-contrast	20			
			FRC	Recliner Replacement Parts: Replacement Cover Set	56
BRB26	Patient Chair Replacement Parts: Patient Chair Replacement	28	FRHS	Recliner Replacement Parts: Replacement Head Support	56
	Back Cover (High Back)			Covers	
BRHS	Recliner Replacement Parts: Replacement Head Support	22	FS1/LFS	Modern: Modern, Storage Left Side	76
	Covers		FS1/RFS	Modern: Modern, Storage Right Side	76
BRMR	Recliner Replacement Parts: Replacement Magazine Rack	22	FSB/BR	Freestanding: Freestanding, Basic	72
	Cover		FSB/BR	Freestanding: Freestanding, Basic	74
BRPH	Patient Chair Replacement Parts: Patient Chair Replacement	28	FSD/BR	Freestanding: Freestanding, Drawers	72
	Arm Panel Cover (Closed Arm)		FSD/BR	Freestanding: Freestanding, Drawers	74
BRRC	Recliner Replacement Parts: Replacement Cover Set	22	FSP/BR	Freestanding: Freestanding, Front Panel	72
BRS23	Patient Chair Replacement Parts: Patient Chair Replacement	28	FSP/BR	Freestanding: Freestanding, Front Panel	74
	Seat Cover		FSS	Modern: Modern, Storage Both Sides	76
FBED.C/27/HB/WB	Freestanding: Freestanding, High Back, Full-Panel Arms	38	PBED.Q/27/HB	Built-In: Built-In, Deck Only	34
	w/Front Panel		PG	Glider: Glider (Closed Arm)	104
FBED.C/27/SB/WB	Freestanding: Freestanding, Standard Back, Full-Panel Arms	36	PGC	Glider: Replacement Cover Set	104
	w/Front Panel		PLS	Sleeper: Lounge Sleeper	80
FBED.D/27/HB/WB	Freestanding: Freestanding, High Back, Full-Panel Arms	38	PLSC	Sleeper: Lounge Sleeper Replacement Seat & Back Cushions	80
	w/Drawers		PLSS/DS	Sleeper: Loveseat Sleeper - DS (Open, Both Sides Facing)	82
FBED.D/27/SB/WB	Freestanding: Freestanding, Standard Back, Full-Panel Arms	38	PLSS/DS	Sleeper: Loveseat Sleeper - DS (Open, Both Sides Facing)	84
	w/Drawers		PLSS/LFS	Sleeper: Loveseat Sleeper - LFS (Open, Left Side Facing)	82
			PLSS/LFS	Sleeper: Loveseat Sleeper - LFS (Open, Left Side Facing)	84
FBED.F/27/HB/WB	Freestanding: Freestanding, High Back, Full-Panel Arms	36	PLSS/RFS	Sleeper: Loveseat Sleeper - RFS (Open, Right Side Facing)	82
FBED.F/27/SB/WB	Freestanding: Freestanding, Standard Back, Full-Panel Arms	36		Sleeper: Loveseat Sleeper - RFS (Open, Right Side Facing)	84
FG	Glider: Glider (Closed Arm)	66	PLSS/RFS		



Model No.	Description	Page	Model No.	Description	Page
PLSSC/DS	Sleeper Replacement Parts: Loveseat Sleeper Replacement Seat & Back Cushions - DS	86	SLSS/RFS	Sleeper: Loveseat Sleeper (Armless) - RFS (Open, Right Side Facing)	120
PLSSC/LFS	Sleeper Replacement Parts: Loveseat Sleeper Replacement Seat & Back Cushions - LFS	86	SLSS/RFS	Sleeper: Loveseat Sleeper (Armless) - RFS (Open, Right Side Facing)	122
PLSSC/RFS	Sleeper Replacement Parts: Loveseat Sleeper Replacement Seat & Back Cushions - RFS	86	SLSSC/DS	Sleeper Replacement Parts: Loveseat Sleeper Replacement Seat & Back Cushions - DS	128
POCL	Bariatric: Bariatric Chair (Open Arm)	102	SLSSC/LFS	Sleeper Replacement Parts: Loveseat Sleeper Replacement Seat & Back Cushions - LFS	128
POP	Patient Chair: Patient Chair (Open Arm)	96	SLSSC/RFS	Sleeper Replacement Parts: Loveseat Sleeper Replacement Seat & Back Cushions - RFS	128
POPC	Patient Chair Replacement Parts: Patient Chair Replacement Back and Seat Cover Set (Open Arm)	100	SLSSP/DS	Sleeper: Loveseat Sleeper (Closed Arm) - DS (Open, Both Sides Facing)	124
POT	Patient Chair: Ottoman	96	SLSSP/DS	Sleeper: Loveseat Sleeper (Closed Arm) - DS (Open, Both Sides Facing)	126
POX	Patient Chair: Motion Patient Chair (Open Arm)	98	SLSSP/LFS	Sleeper: Loveseat Sleeper (Closed Arm) - LFS (Open, Left Side Facing)	124
POXC	Patient Chair Replacement Parts: Motion Patient Chair Replacement Back and Seat Cover Set (Open Arm)	100	SLSSP/LFS	Sleeper: Loveseat Sleeper (Closed Arm) - LFS (Open, Left Side Facing)	126
PPP	Patient Chair: Patient Chair (Closed Arm)	96	SLSSP/RFS	Sleeper: Loveseat Sleeper (Closed Arm) - RFS (Open, Right Side Facing)	124
PPPC	Patient Chair Replacement Parts: Patient Chair Replacement Back and Seat Cover Set (Closed Arm)	100	SLSSP/RFS	Sleeper: Loveseat Sleeper (Closed Arm) - RFS (Open, Right Side Facing)	126
PPX	Patient Chair: Motion Patient Chair (Closed Arm)	98	SLSSP/RFS	Sleeper: Loveseat Sleeper (Closed Arm) - RFS (Open, Right Side Facing)	124
PPXC	Patient Chair Replacement Parts: Motion Patient Chair Replacement Back and Seat Cover Set (Closed Arm)	100	SLSSP/RFS	Sleeper: Loveseat Sleeper (Closed Arm) - RFS (Open, Right Side Facing)	126
PR	Recliner: Recliner	88	SOCL	Bariatric: Bariatric Chair (Open Arm)	142
PR/FC/LFT/LT	Recliner: Recliner (w/ Laminate Side Articulating Tablet) - Contrast	90	SOG	Glider: Glider (Open Arm)	146
PR/FC/LFT/VT	Recliner: Recliner (w/ Veneer Side Articulating Tablet) - Contrast	92	SOP	Patient Chair: Patient Chair (Open Arm)	138
PR/LFT/LT	Recliner: Recliner (w/ Laminate Side Articulating Tablet) - Non-contrast	90	SPCL	Bariatric: Bariatric Chair (Closed Arm)	142
PR/LFT/VT	Recliner: Recliner (w/ Veneer Side Articulating Tablet) - Non-contrast	92	SPG	Glider: Glider (Closed Arm)	146
PRRC	Recliner: PR Replacement Cover Set	88	SPP	Patient Chair: Patient Chair (Closed Arm)	138
PRW	Recliner: Recliner - Wall Saver	94	SPX	Patient Chair: Motion Patient Chair (Closed Arm)	138
PRWC	Recliner: PRW Replacement Cover Set - Wall Saver	94	SR	Recliner: Recliner (Closed Arm)	130
RB100	4-Leg Bentwood Chair: Mesh Seat and Back with Trim	112	SR/FC/LFRT/LT	Recliner: Recliner (w/ Laminate Top Articulating Tablet) - Contrast	132
RB104	4-Leg Bentwood Chair: Removable Padded Upholstery Back with Mesh Seat and Trim	112	SR/FC/LFT/LT	Recliner: Recliner (w/ Laminate Side Articulating Tablet) - Contrast	132
RB105	4-Leg Bentwood Chair: Removable Padded Seat and Back Upholstery with Trim	112	SR/FC/LFT/VT	Recliner: Recliner (w/ Veneer Side Articulating Tablet) - Contrast	134
R BCH	Accessories/Options: Removable Back Cover	114	SR/LFRT/LT	Recliner: Recliner (w/ Laminate Top Articulating Tablet) - Non-contrast	132
RS100	Sled Base Chair: Mesh Seat and Back with Trim	108	SR/LFRT/VT	Recliner: Recliner (w/ Veneer Top Articulating Tablet) - Non-contrast	134
RS104	Sled Base Chair: Removable Padded Upholstery Back with Mesh Seat and Trim	108	SR/LFT/LT	Recliner: Recliner (w/ Laminate Side Articulating Tablet) - Non-contrast	132
RS105	Sled Base Chair: Removable Padded Seat and Back Upholstery with Trim	108	SR/LFT/VT	Recliner: Recliner (w/ Veneer Side Articulating Tablet) - Non-contrast	134
RSC	Accessories/Options: Removable Seat Cover	114	SRBAC	Bariatric Replacement Parts: Replacement Armcaps	144
RV100	4-Leg Metal Chair: Mesh Seat and Back with Trim	110	SRBBK	Bariatric Replacement Parts: Replacement Back	144
RV104	4-Leg Metal Chair: Removable Padded Upholstery Back with Mesh Seat and Trim	110	SRBCA(RF/LF)	Bariatric Replacement Parts: Replacement Arm (Closed Arm)	144
RV105	4-Leg Metal Chair: Removable Padded Seat and Back Upholstery with Trim	110	SRBOA(RF/LF)	Bariatric Replacement Parts: Replacement Arm (Open Arm)	144
SLS	Sleeper: Lounge Sleeper - No Arm	118	SRBSC	Bariatric Replacement Parts: Replacement Seat (Closed Arm)	144
SLSC	Sleeper: Lounge Sleeper Replacement Seat & Back Cushions	118	SRBST	Bariatric Replacement Parts: Replacement Seat (Open Arm)	144
SLSP	Sleeper: Lounge Sleeper - Closed Arm	118	SRGAC	Glider Replacement Parts: Replacement Armcaps	148
SLSS/DS	Sleeper: Loveseat Sleeper (Armless) - DS (Open, Both Sides Facing)	120	SRGBK	Glider Replacement Parts: Replacement Back	148
SLSS/DS	Sleeper: Loveseat Sleeper (Armless) - DS (Open, Both Sides Facing)	122	SRGCA(RF/LF)	Glider Replacement Parts: Replacement Arm (Closed Arm)	148
SLSS/LFS	Sleeper: Loveseat Sleeper (Armless) - LFS (Open, Left Side Facing)	120	SRGOA(RF/LF)	Glider Replacement Parts: Replacement Arm (Open Arm)	148
SLSS/LFS	Sleeper: Loveseat Sleeper (Armless) - LFS (Open, Left Side Facing)	122	SRGST	Glider Replacement Parts: Replacement Seat	148
SLSS/LFS	Sleeper: Loveseat Sleeper (Armless) - LFS (Open, Left Side Facing)	122	SRMBK	Patient Chair Replacement Parts: Motion Patient Chair Replacement Back	140

Index

Model No.	Description	Page	Model No.	Description	Page
SRMCA/(RF/LF)	Patient Chair Replacement Parts: Motion Patient Chair Replacement Arm	140	WSCF	Accessories/Options: Removable Seat Cover, Full Size	176
SRMST	Patient Chair Replacement Parts: Motion Patient Chair Replacement Seat	140	WSF00	Sled Base Chair: Mesh Seat/Back with Trim, Full Size	172
SRPAC	Patient Chair Replacement Parts: Patient Chair Replacement Armcaps	140	WSF04	Sled Base Chair: Removable Padded Upholstery Back with Mesh Seat and Trim, Full Size	172
SRPBK	Patient Chair Replacement Parts: Patient Chair Replacement Back	140	WSF05	Sled Base Chair: Removable Padded Seat and Back Upholstery with Trim, Full Size	172
SRPCA/(RF/LF)	Patient Chair Replacement Parts: Patient Chair Replacement Closed Arm	140	WVF00	Systems Base Chair: Mesh Seat and Back with Trim, Full Size	174
SRPOA/(RF/LF)	Patient Chair Replacement Parts: Patient Chair Replacement Open Arm	140	WVF04	Systems Base Chair: Removable Padded Upholstery Back with Mesh Seat and Trim, Full Size	174
SRPST	Patient Chair Replacement Parts: Patient Chair Replacement Seat	140	WVF05	Systems Base Chair: Removable Padded Seat and Back Upholstery with Trim, Full Size	174
SRRAC	Recliner Replacement Parts: Replacement Arm Caps	136			
SRRBK	Recliner Replacement Parts: Replacement Back	136			
SRRCA/(RF/LF)	Recliner Replacement Parts: Replacement Arm	136			
SRRFT	Recliner Replacement Parts: Replacement Footrest	136			
SRRLCP	Recliner Replacement Parts: Replacement Casters - Locking (set of 2)	136			
SRRSC	Recliner Replacement Parts: Replacement Seat Cover Only	136			
SRRSCP	Recliner Replacement Parts: Replacement Casters - Std. (set of 2)	136			
TLS	Sleeper: Lounge Sleeper	152			
TLSC	Sleeper: Lounge Sleeper Replacement Seat & Back Cushions	152			
TLSS/DS	Sleeper: Loveseat Sleeper - DS (Open, Both Sides Facing)	154			
TLSS/DS	Sleeper: Loveseat Sleeper - DS (Open, Both Sides Facing)	156			
TLSS/LFS	Sleeper: Loveseat Sleeper - LFS (Open, Left Side Facing)	154			
TLSS/LFS	Sleeper: Loveseat Sleeper - LFS (Open, Left Side Facing)	156			
TLSS/RFS	Sleeper: Loveseat Sleeper - RFS (Open, Right Side Facing)	154			
TLSS/RFS	Sleeper: Loveseat Sleeper - RFS (Open, Right Side Facing)	156			
TLSSC/DS	Sleeper Replacement Parts: Loveseat Sleeper Replacement Seat & Back Cushions - DS	158			
TLSSC/LFS	Sleeper Replacement Parts: Loveseat Sleeper Replacement Seat & Back Cushions - LFS	158			
TLSSC/RFS	Sleeper Replacement Parts: Loveseat Sleeper Replacement Seat & Back Cushions - RFS	158			
TPCL	Bariatric: Bariatric Chair	168			
TSR	Sleeper Recliner: Recliner	160			
TSR/FC/LFRT/LT	Sleeper Recliner: Recliner (w/ Laminate Top Articulating Tablet) - Contrast	162			
TSR/FC/LFRT/VT	Sleeper Recliner: Recliner (w/ Veneer Top Articulating Tablet) - Contrast	164			
TSR/FC/RFT/LT	Sleeper Recliner: Recliner (w/ Laminate Side Articulating Tablet) - Contrast	162			
TSR/FC/RFT/VT	Sleeper Recliner: Recliner (w/ Veneer Side Articulating Tablet) - Contrast	164			
TSR/LFRT/LT	Sleeper Recliner: Recliner (w/ Laminate Top Articulating Tablet) - Non-Contrast	162			
TSR/LFRT/VT	Sleeper Recliner: Recliner (w/ Veneer Top Articulating Tablet) - Non-Contrast	164			
TSR/RFT/LT	Sleeper Recliner: Recliner (w/ Laminate Side Articulating Tablet) - Non-Contrast	162			
TSR/RFT/VT	Sleeper Recliner: Recliner (w/ Veneer Side Articulating Tablet) - Non-Contrast	164			
TSR-RFR	Sleeper Recliner Replacement Parts: Replacement Footrest	166			
TSR-RHR	Sleeper Recliner Replacement Parts: Replacement Headrest	166			
TSR-RSB	Sleeper Recliner Replacement Parts: Replacement Seat & Back	166			
WBCF	Accessories/Options: Removable Back Cover, Full Size	176			



**You make the rules.
We make the rest.®**

Of course KI solutions work better for you. They're made for you. No one pays more attention to customer needs than we do. We don't design our furniture to win awards (even though it does). We don't rely on one-size-fits-all solutions (even though they would make our life easier). We find out what you need. And, we make it. The same applies to our service, distribution channels...everything we do. It's all built around knowing what you want and giving you the choice. KI solutions work, because we're working for you.

KI
1330 Bellevue Street
P.O. Box 8100
Green Bay, Wisconsin 54302-8100
1-800-424-2432
www.ki.com

KI is a registered trademark
of Krueger International, Inc.

© 2008 KI
All Rights Reserved.
Litho in USA.
KI-11481/KI/VL/308