

March 24, 2008

Updated March 17, 2009

800-424-2432





Ordering C.O.M., C.O.L., and C.O.V.	BONDUEL, GREEN BAY, LAVERNE, and TUPELO	2
	HIGH POINT	4
	Shipping Location	6
Allude™	General Information	8
	Task Chairs	10
Cinturon™	General Information	12
	Task Chairs	14
Engage®	General Information	18
	Task Chairs and Stools	20
Glimmer™	General Information	28
	Task Chairs	30
	Task Stools	32
Impress	General Information	34
	Task Chairs and Stools	36
Impress®Ultra	General Information	38
	Task Chairs and Stools	40
Impulse®	General Information	42
	Task Chairs	44
Kismet®	General Information	46
	Task, Stool, Guest Chairs	48
Mesa™	General Information	54
	Task Chairs	56
Pilot	General Information	58
	Task Chairs	60
Piretti 2000 Series®	General Information	62
Piretti 2000 Series® Executive	Task Chairs	64
Piretti 2000 Series® Managerial	Task Chairs	66
Piretti 2000 Series® Visitor	Task Chairs	70
Piretti 2000 Series® Task	Task Chairs	74
Piretti 2000 Series® Stools	Task Stools	80
Strive®	General Information	88
	Task Chairs and Stools	90
Torsion	General Information	94
	Task Chairs and Stools	96
Index	Index	100

Ordering C.O.M., C.O.L., and C.O.V.

BONDUEL, GREEN BAY, LAVERNE, and TUPELO

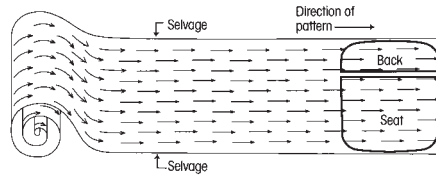
How to Specify C.O.M. Upholstery

Textile designs often have intricate patterns. Not all individuals will interpret fabric direction in the same manner.

As a standard procedure, KI cuts fabrics off the roll in a horizontal fashion as shown in Diagram A at the right. By cutting in this fashion, most waste is eliminated. Our requirements for yardage in this book are based on this type of cutting. When directional or patterned fabrics are used, they often require more yardage than solid colors.

By providing KI with a completely filled-out copy of the form on this page, we will be able to expedite your order. We find it particularly helpful with directional or patterned upholstery material. It is critical that copies of this form accompany test quantities as well as production quantities of C.O.M.

C.O.M. must be supplied in continuous yardage.



C.O.M., C.O.L. and C.O.V. Testing

KI will require for testing actual yardage to upholster one chair. The testing requirements depend on which chair you have selected on your order.

Test samples will be applied to the order and will be held for 6 months if needed. After 6 months, the sample can no longer be applied to your order. For all products to be tested, send test samples for approval to:

KI
1330 Bellevue Street
Green Bay, WI 54302
Attn: C.O.M. Specialist

To expedite the procedure, attach a copy of the "C.O.M. Information Form" on this page.

All C.O.M., C.O.L. and C.O.V. must be labeled with the purchase order number.

C.O.M., C.O.L. and C.O.V. Production

Customer's fabrics and leathers must be approved prior to acceptance for production. Upon test approval, a 1' square sample swatch of upholstery material must accompany the order. KI assumes no responsibility for wear, defects or performance of customer's own fabrics, vinyl or leather. C.O.M., C.O.L. and C.O.V. orders are available on a deferred delivery basis.

Orders for production of C.O.M., C.O.L. and C.O.V. upholstered products are not scheduled for processing until upholstery material is received. Upon receipt, KI will provide an acknowledgement and an estimated shipping date.

KI recommends that leather be ordered in yardage. Leather must be usable. The outer edges cannot be calculated as square feet or yardage.

The C.O.M., C.O.L. and C.O.V. yardage requirements accompanying products in the pricing section are for 10 chairs/seats or less, 54" wide nondirectional material. On larger orders, less material is required.

For exact production yardage requirements, call 1-800-424-2432, ext. 2707.

C.O.M., C.O.L. and C.O.V. Order Processing
For products shipped from Green Bay, WI facility, ship upholstery material to:

KI
Attn: C.O.M. Storage
1330 Bellevue Street
Green Bay, WI 54302

For products shipped from Tupelo, MS facility ship material to:

KI Tupelo
Attn: C.O.M. Storage
2112 South Green Street
Tupelo, MS 38801

For products shipped from Bonduel, WI facility, ship material to:

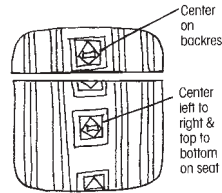
KI
Attn: C.O.M. Storage
204 West South Street
Bonduel, WI 54107

For products shipped from LaVerne, CA facility, ship material to:

Impress/Kismet/Medical & Laboratory Stools
Attn: C.O.M. Storage
2009 Wright Ave.
LaVerne, CA 91750

Intricate Patterns

In the event of specific requirements for positioning of intricate patterns or pattern repeats on seats and backrests, provide a sketch noting requirements, as in Diagram B, along with materials for testing, and with the order.



Treated Materials

If C.O.M. requires processing such as Scotchgard® or acrylic backing, it often shrinks. To prevent delays in delivery or back ordering due to shrinkage, please have your processor remeasure after processing and assure adequate yardage shipment.

Split Orders

If a portion of the shipment which does not require C.O.M., C.O.L. or C.O.V. applications is to be processed and shipped early, KI will enter the order immediately at your request. These split shipments are subject to minimum order changes.

Contact the C.O.M. Specialist at 1-800-424-2432, ext. 2707, with questions or to verify a split order.

Excess Upholstery Material

KI will dispose of excess upholstery material at the time of shipment unless expressly requested to return it with the product shipment.

Cancelled or Changed Orders

KI assumes no responsibility for extra C.O.M., C.O.L. or C.O.V. material due to a change of upholstery or cancellation of an order. It is the customer's responsibility to arrange for return of this material.

C.O.M., C.O.L. and C.O.V. Information Form

A copy of this form should accompany test requests and production orders. Please fill it out completely, and, if your order has been acknowledged, provide the acknowledgement number.

Purchasing Agent (Dealer or buying organization)

Attention

Address

City S late Zip

Project Name

Type of seating and number of units of each type

Please see information below and check the appropriate box.

☐ Submitted for testing.

☐ Test approved. Submitted for production.

Purchase Order Number


KI Acknowledgement Number

In all instances, send this form to the C.O.M. Specialist.

☐ A Selvage Top and Bottom



☐ B Selvage Side and Side





Ordering C.O.M., C.O.L., and C.O.V.

BONDUEL, GREEN BAY, LAVERNE, and TUPELO

Ordering C.O.M., C.O.L., and C.O.V.

HIGH POINT

All fabrics, including COM, COL, KOM and in grades will be applied at the factory's discretion. If a pattern or stripe is to be applied in a certain direction, the customer MUST specify this in writing on the P.O. and attach a sample of the fabric with it running in the application direction to the P.O. Specifying fabric direction may increase the amount of COM or KOM yardage required. Check with KI Customer Service to see if an increase in yardage is necessary BEFORE specifying, ordering and sending COM and COL to the factory or having KOM quoted.

ALL C.O.M. AND C.O.L. SHIPMENTS MUST BE PREPAID TO: KI
217 Feld Avenue
High Point, NC 27263

COM and COL must be identified as follows:

1. Name and address
2. Your purchase order number
3. Our style number to which fabric is to be applied
4. Supplier name and fabric name, number, and color

COLLECT SHIPMENTS WILL BE REFUSED.

SHIPMENT SCHEDULE WILL BE GIVEN WHEN ALL FABRIC IS RECEIVED FOR ENTIRE ORDER.

YARDAGE REQUIREMENTS LISTED IN PRICE LIST ARE BASED ON PLAIN GOODS 54" WIDE. Fabrics less than 54" wide, or those requiring matching (stripes, plaids, prints, large patterns) will require additional yardage based on the fabric used and the item ordered.

FABRIC WITH NAP: IF USING MOHAIR, VELVET OR ANY FABRIC WITH A "NAP", INCREASE YARDAGE REQUIRED BY 11%.
CONSULT MATRIX BELOW FOR ADDITIONAL YARDAGE NEEDED.

C.O.M. INCREASE MATRIX

This table is a general guide.

FABRIC WIDTH	PLAIN FABRIC	UNDER 7" REPEAT	7" - 13" REPEAT	14" - 21" REPEAT	22" - 27" REPEAT	OVER 27" REPEAT
54"	0	15%	20%	25%	30%	40%
51" - 53"	10%	25%	30%	35%	40%	50%
48" - 50"	15%	30%	35%	40%	45%	55%
45" - 47"	30%	45%	50%	55%	60%	70%
36" - 44"	50%	65%	70%	75%	80%	90%

FABRIC WITH DOUBLE REPEAT: IF USING A FABRIC WITH A DOUBLE REPEAT, PLEASE FOLLOW THIS FORMULA: TAKE THE TOTAL AMOUNT OF THE LARGER AND HALF OF THE SMALLER REPEAT; ADD TOGETHER TO FIND THE CORRECT OVERALL REPEAT. EXAMPLE: 10" VERTICAL WITH 14" HORIZONTAL WOULD BE $14 + 5 = 19$.

IF FABRIC COMES IN ON MULTIPLE ROLLS, ONE ADDITIONAL YARD PER ROLL NEEDS TO BE ADDED TO THE YARDAGE REQUIREMENT.

SPECIAL NOTE: WE CAN ASSUME NO RESPONSIBILITY FOR THE DURABILITY OR TAILORING QUALITY OF CUSTOMER FURNISHED COVERINGS (C.O.M.) OR KOM. KOM: is fabric that KI will purchase for you at jobber's price (net) plus a nominal charge for handling, shipping, and managing.

COM PRIOR APPROVAL DATA SHEET

ALL COM MUST BE APPROVED.

Photocopy this form and submit with COM fabric for approval:

(This fabric approval is for the purpose of advising how to apply your COM fabric, verify yardage required, and suitability.)

YOUR COMPANY NAME/PHONE/FAX NUMBER:

_____/_____

Material supplier: _____

Material Name: _____ Number: _____

Material Color: _____ Width: _____

Vertical Repeat: _____ Horizontal Repeat: _____

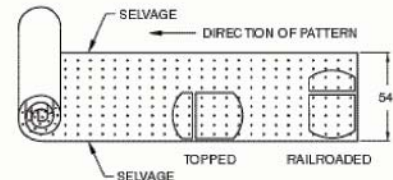
Fiber Content: _____

Direction Stripe/Pattern is to be applied: (Check one)

☐ Vertical ☐ Horizontal ☐ Factory Discretion

COM TO BE USED
ON THE FOLLOWING:

QTY PRODUCT NAME/NUMBER



ADDITIONAL NOTES:

- Orders cannot go into production without the information listed on this approval sheet.
- Attach memo sample to this approval sheet.
- If your order has been placed, list PO# _____
- The cost of the COM sample will be paid by the client.
- Even after preliminary approval, KI reserves the right to reject COM/COL if necessary when the quality is not satisfactory for the product to be upholstered. KI assumes no responsibility for its overall appearance, flammability, durability, color fastness or any other quality after upholstered on a KI product.



Ordering C.O.M., C.O.L., and C.O.V.

Shipping Location

C.O.M. SHIPPING LOCATION



Architectural Walls

Genius Wall MN
Systems Wal MN

Classroom Furniture

360 Classroom Furniture BW
Dorsal 1090 Chairs GB
Dorsal Student Desks GB

Desking

700 Series Desking KP
Balance Overheads MN
Genesis Desking MN
True Desking KP
Universal Overheads MN
WorkZone Desking MN

Files & Storage

E-Series Pedestal Cushion GB
700 Series Pedestal Cushion GB

Fixed Seating

Aria Auditorium Seating BW
Concerto Auditorium Seating BW
Fixed Pedestals GB
Jury Base Seating GB
Lancaster Auditorium Seating BW
Sequence Seating GB
University Seating GB

Panel Systems

All Terrain KP
Balance Overheads KP
Flexible WorkSpace BW
Prosper AG*
System 3000 MN
Universal Overheads MN
Wireworks MN

Residence Hall Furniture

RoomScope Furniture MN

Seating

100 Series Folding Chairs TM
300 Series Folding Chairs TM
600 Series Stools TM
700 Series Folding Chairs TM
800 Series Stools TM
1000 Series GB
Aerdyn Guest Seating HN
Albany Auditorium Seating BW
Arissa Lounge HN
Aston Guest Seating HN
Auditorium Folding Chairs TM
Bantam Guest Seating HN
Briar Multiple & Healthcare Seating HN
Bruen Lounge Seating HN
Canaan Guest Seating HN
Cinturon Lounge & Professional Seating HN
Cody Lounge Seating HN
Comfort Line Folding Chairs TM
Dance Nesting & Task Chairs BW
Daybed Sofas HN
Daylight Stacking Chairs GB
Dorsal Stacking & Tandem Seating GB
Eden Healthcare Seating HN
Engage Task Chairs & Stools GB
Eton Lounge Seating HN
Flex Multiple & Healthcare Seating HN
Front Row Seats (Silk Screening) TM
GateOne Public Seating BW
Glimmer Stacking & Task HB
Grand Salon Lounge Seating & Benches HN
Hancock Benches HN
Impress Task Chairs LV
Impress Ultra Task Chairs LV
Impulse Task Chairs GB
Ivey Lounge & Guest Seating HN

Jessa Lounge Seating HN
Kismet Task/Guest Chairs & Stools LV
Kurv Benches HN
LaResta Day Beds HN
Lido Lounge Seating HN
Lola Lounge Seating HN
Maestro Stacking Chairs GB
Matrix Stacking Chairs GB
Mechanical Adjustable Stools TM
Medical & Laboratory Stools LV
Mesa Lounge & Task Seating HN
MI6 Nesting Chairs GB
Neena Lounge Seating & Benches HN
Perry Stacking Chairs GB
Perth Multiple & Healthcare Seating HN
Piretti 2000 Series Seating GB
Piretti Stacking Chairs GB
Pomfret Lounge & Guest Seating HN
Promenade Seating System BW
Quatro Guest Seating HN
Rapture Stacking Chairs & Stools GB
Relax Lounge Seating HN
Rose Healthcare BW
Silhouette Stacking Chairs & Stools BW
Soltice Multiple, Healthcare & Guest HN
Strive Stacking & Task GB
Teacup Lounge Seating HN
Three Multiple, Healthcare & Lounge HN
Torsion-on-the-Go Nesting Chairs GB
Torsion Stacking and Task Seating GB
Versa Stacking Chairs & Stools GB
Warren Healthcare Seating BW

Site Furnishings

Logix BW

KI Manufacturing Sites - Customer's Own Material Shipment Manufacturing Site Addresses

BW

KI Bonduel
Attn: COM Storage
204 West South St.
Bonduel, WI 54107

AG*

Contact KI at
1-800-424-2432

HB

Glimmer
Attn: COM Storage
15731 Graham St.
Huntington Beach, CA 92649

HN

KI-HN
Attn: COM Storage
217 Field Avenue
High Point, NC 27263

KP

KI Pembroke
Attn: COM Storage
1000 Olympic Dr.
Pembroke, Ontario K8A6X7

GB

KI Green Bay
Attn: COM Storage
1330 Bellevue St.
Green Bay, WI 54302

LV

Impress/Impress Ultra/
Kismet/Medical Stools
Attn: COM Storage
2009 Wright Ave.
LaVerne, CA 91750

MN

KI Manitowoc
Attn: COM Storage
1400 S. 41st St.
Manitowoc, WI 54220



Ordering C.O.M., C.O.L., and C.O.V.

Shipping Location



Allude™

General Information



Allude™ Task Chair

Features		
Mesh back		•
Mesh seat		
Upholstered seat		•
Free-floating seat and back		•
Height adjustment arms		•
Adjustable lumbar support		•
Lockable back		•
General Dimensions		
Seat height/seat range		18" - 21"
Seat width		21"
Seat depth		19"
Back width		17-1/2"
Inside arm distance		23-1/2"
Arm adjustment range		6" - 8-3/4"
Back height (above seat)		23"
Overall Dimensions		
Overall width		28"
Overall depth		26"
Overall height		44" max

SPECIFICATIONS

ALLUDE®

Arms

Height adjustable with a soft, contoured lack arm pad of polypropylene. Adjustment range is 2-3/4".

Seat

Polyurethane foam (3") over a 9/16" plywood upholstery board. Fabric is always black.

Control Mechanism

Knee tilt mechanism (approximate 2:1 back to seat ratio) with a five position back lock. Tilt tension knob to adjust back flex. Pneumatic seal height adjustment with a 3" range. Seat reclines 16 degrees; back, 26 degrees.

Back

Mesh back (black) is surrounded by a reinforced polypropylene "frame". Adjustable lumbar support with a 4" range. Lumbar support has a depth of 1-1/2".

Casters

Black, dual wheel nylon carpet casters are standard.

Base

Powder coated, cast aluminum base (black) with built-in anti-slip/scuff protectors of plastic.

Note:

Allude™ requires minimal assembly.

C.O.M.

Not available.




INFORMATION

Warranty

Refer to KI Terms & Conditions document or
visit ki.com

Allude™

Task Chairs

MODEL		Features	MODEL NUMBER	Approx. Packaged Weight	
			Basic Model		
 HRDPT	Allude™ Task Chair <ul style="list-style-type: none">• Mesh back (black)• Upholstered seat (black)• Adjustable arms	No Arm	AB-29GA	45#	
		With Arm	AB-29GA-WA	53#	
	Allude™ Arms only <ul style="list-style-type: none">• Black only• Set of two		Arm Kit Only	AB-29GA-ARM	8#

A

HOW TO ORDER

Indicate the following information on order form:

1. Quantity of each item.
2. Model number, including options. See "How To Build a Model Number".
3. Any special service required.

Note:

- The ☐ indicates that a choice is required.
- The absence of the ☐ indicates that no choice is required.

HOW TO BUILD A MODEL NUMBER

A

 Select basic model.



Delivered Pricing	
\$	599
	654
\$	55

SPECIAL SERVICES

Special Carton Marking

With specially marked information N/C

Shipping

Shipped **k.d. freight prepaid f.o.b. Tupelo, Mississippi 38804** factory. Freight class #100.

Specifications and prices are subject to change without prior notice.

Cinturon™

General Information



Cinturon™ (Transitional)

Features

Dimensions	
Overall width	26"
Overall depth	25"
Overall height	38.75" - 46"



2 Base - Polished aluminum with black hooded casters.



4 Base - Matte black understructure, bullnose edge wood caps with black hooded casters.



8 Base - Matte black understructure, grooved edge wood caps with black hooded casters.



9 Base - Matte black with black hooded casters.

SPECIFICATIONS

Complimentary Furniture

The following lounge collections offer complimentary furniture that creates continuity and a cohesive look throughout a facility. These complimentary pieces can be found in other sections of the KI price list.

CINTURON - Cinturon™ Lounge Seating

UPHOLSTERY INFORMATION

C.O.M. Fabric

For C.O.M. fabric sent to KI-High Point on multiple rolls, add an additional yard of fabric per roll to the yardage requirements. Multiple rolls have shorter pieces of fabric on them and do not allow nesting and stacking of the fabric to achieve the best yield as is done with one large roll. This results in yardage shortages and requests for additional fabric from the client, which can hold up the order. For each roll that is sent, one yard needs to be added and needs to be added to one of the rolls, not

separately.

SPECIAL FINISH MATCHES

KI can match special finish requests at an upcharge of \$58 List per item, up to 12 or a maximum charge of \$627 List per order per color. Special finish requests must be sent to your KI customer service representative.

Upon receipt from KI, the finishing department will prepare a "strike-off" which will be sent to the customer for approval.

The approval form accompanying the strike-off should be faxed to your KI customer service representative. Upon receipt of the signed approval form, KI will proceed with the order. Disapproved samples may be sent back to KI directly with an explanation of disapproval. A Special Finish Number (SFN) will be assigned to this finish sample for future reference or reorders.





INFORMATION

Warranty

Refer to KI Terms & Conditions document or visit ki.com

Cinturon™
Task Chairs

				MODEL NUMBER				Approx. Packaged Weight
				Basic Model	Non-Contrast or Fabric Contrast 1	Wood Finish	TB133	
MODEL		Features COM						
 CINT	Mid Back-Upholstered Arm	2 Base	2.75 yd	1025/2	□□□□		□□□	75#
		4 Base	2.75 yd	1025/4	□□□□	□□□	□□□	75#
		8 Base	2.75 yd	1025/8	□□□□	□□□	□□□	75#
		9 Base	2.75 yd	1025/9	□□□□		□□□	75#
 CINT	High Back-Upholstered Arm	2 Base	3.25 yd	1026/2	□□□□		□□□	80#
		4 Base	3.25 yd	1026/4	□□□□	□□□	□□□	80#
		8 Base	3.25 yd	1026/8	□□□□	□□□	□□□	80#
		9 Base	3.25 yd	1026/9	□□□□		□□□	80#
				A	B	C	D	

HOW TO ORDER

Indicate the following information on order form:

- 1. Quantity of each item.
- 2. Model number, including options. See "How To Build a Model Number".
- 3. Any special service required.

Note: •The □ indicates that a choice is required.
•The absence of the □ indicates that no choice is required.

HOW TO BUILD A MODEL NUMBER

- A Select basic model.
- B Select non-contrast or fabric contrast 1. Refer to Upholstery Fabric cards in the KI Fabrics & Finishes binder.
- C Select wood finish color. Refer to color addendum at ki.com or in KI Price List or KI Fabrics & Finishes binder.
- D Select TB133.
NFR = No TB133 fire retardant
FR = Fire retardant
See pricing column for TB133 upcharge.

KENSINGTON MAPLE UPCHARGE

Kensington Maple requires extended lead-times.	
Model	
1025/4	\$53
1025/8	\$53
1026/4	\$53
1026/8	\$53

INFORMATION

C.O.M. Requirements
C.O.M. yardage requirements listed above are based on plain goods 54" wide. If less than 54" wide or fabrics requiring matching (stripes, plaids, prints, large patterns), additional yardage will be needed. Consult C.O.M. matrix for additional yardage needed. For C.O.M. fabric sent to KI-High Point on multiple rolls, add an additional yard of fabric per roll to the yardage requirements.

C.O.L. Requirements
Figure 18 sq. ft. of leather (C.O.L.) for each yard shown (i.e., 4.75 x 18 = 85.5 sq ft).

California TB133 Fire Safety Code
The above seating products can be manufactured using the appropriate flame-retardant materials and fabric selection for compliance to California Technical Bulletin 133. Add "FR" to end of model number and add upcharge. Please contact KI customer service for fabric compliance. Not available with moisture barrier. Gore or Nano-Tex treatments can be used when TB133 is required.



Grade C.O.M.	Grade C	Grade D	Grade E & C.O.L.	Grade F	Grade G	Grade H	Grade I	Grade J	Grade K	Grade L Leather	Grade M Leather	TB133 add to list price
\$ 1364	\$ 1396	\$ 1431	\$ 1472	\$ 1496	\$ 1553	\$ 1604	\$ 1672	\$ 1803	\$ 1938	\$ 2071	\$ 2340	\$ 269
1364	1396	1431	1472	1496	1553	1604	1672	1803	1938	2071	2340	269
1364	1396	1431	1472	1496	1553	1604	1672	1803	1938	2071	2340	269
1230	1276	1310	1351	1374	1431	1482	1550	1681	1818	1950	2216	269
\$ 1496	\$ 1540	\$ 1576	\$ 1628	\$ 1660	\$ 1720	\$ 1784	\$ 1864	\$ 2023	\$ 2181	\$ 2339	\$ 2655	\$ 291
1496	1540	1576	1628	1660	1720	1784	1864	2023	2181	2339	2655	291
1496	1540	1576	1628	1660	1720	1784	1864	2023	2181	2339	2655	291
1364	1421	1461	1509	1541	1605	1668	1747	1905	2061	2221	2539	291

Construction

Frames of compound curved laminate wood veneer. Cushioning of multiple densities of polyurethane foam and dacron fiber. Gas lift with tilt lock, knee-tilt control is standard. Attached cushions.

OPTIONS
Base Options

- 2 Base Polished aluminum with black hooded casters.
- 4 Base Matte black understructure, bullnose edge wood caps with black hooded casters.
- 8 Base Matte black understructure, grooved edge wood caps with black hooded casters.
- 9 Base Matte black with black hooded casters.

Specify base style number when ordering.

SPECIAL SERVICES
Special Carton Marking

With specially marked information N/C



Shipping

Shipped **assembled freight prepaid f.o.b. High Point, North Carolina 27263** factory. Freight class #150.

Specifications and prices are subject to change without prior notice.

Cinturon™

Task Chairs

MODEL				MODEL NUMBER				Approx. Packaged Weight
				Basic Model	Non-Contrast or Fabric Contrast 1	Wood Finish	TB133	
 CINT	Mid Back-Wood Arm	2 Base	2.5 yd	1125/2	<input type="checkbox"/> <input type="checkbox"/> <input type="checkbox"/> <input type="checkbox"/>	<input type="checkbox"/> <input type="checkbox"/>	<input type="checkbox"/> <input type="checkbox"/>	75#
		4 Base	2.5 yd	1125/4	<input type="checkbox"/> <input type="checkbox"/> <input type="checkbox"/> <input type="checkbox"/>	<input type="checkbox"/> <input type="checkbox"/>	<input type="checkbox"/> <input type="checkbox"/>	75#
		8 Base	2.5 yd	1125/8	<input type="checkbox"/> <input type="checkbox"/> <input type="checkbox"/> <input type="checkbox"/>	<input type="checkbox"/> <input type="checkbox"/>	<input type="checkbox"/> <input type="checkbox"/>	75#
		9 Base	2.5 yd	1125/9	<input type="checkbox"/> <input type="checkbox"/> <input type="checkbox"/> <input type="checkbox"/>	<input type="checkbox"/> <input type="checkbox"/>	<input type="checkbox"/> <input type="checkbox"/>	75#
 CINT	High Back - Wood Arm	2 Base	2.75 yd	1126/2	<input type="checkbox"/> <input type="checkbox"/> <input type="checkbox"/> <input type="checkbox"/>	<input type="checkbox"/> <input type="checkbox"/>	<input type="checkbox"/> <input type="checkbox"/>	80#
		4 Base	2.75 yd	1126/4	<input type="checkbox"/> <input type="checkbox"/> <input type="checkbox"/> <input type="checkbox"/>	<input type="checkbox"/> <input type="checkbox"/>	<input type="checkbox"/> <input type="checkbox"/>	80#
		8 Base	2.75 yd	1126/8	<input type="checkbox"/> <input type="checkbox"/> <input type="checkbox"/> <input type="checkbox"/>	<input type="checkbox"/> <input type="checkbox"/>	<input type="checkbox"/> <input type="checkbox"/>	80#
		9 Base	2.75 yd	1126/9	<input type="checkbox"/> <input type="checkbox"/> <input type="checkbox"/> <input type="checkbox"/>	<input type="checkbox"/> <input type="checkbox"/>	<input type="checkbox"/> <input type="checkbox"/>	80#
				A	B	C	D	

HOW TO ORDER

Indicate the following information on order form:

- Quantity of each item.
- Model number, including options. See "How To Build a Model Number".
- Any special service required.

Note: •The ☐ indicates that a choice is required.
•The absence of the ☐ indicates that no choice is required.

HOW TO BUILD A MODEL NUMBER

- A** Select basic model.
- B** Select non-contrast or fabric contrast 1. Refer to Upholstery Fabric cards in the KI Fabrics & Finishes binder.
- C** Select wood finish color. Refer to color addendum at ki.com or in KI Price List or KI Fabrics & Finishes binder.
- D** Select TB133.
NFR = No TB133 fire retardant
FR = Fire retardant
See pricing column for TB133 upcharge.

KENSINGTON MAPLE UPCHARGE

Kensington Maple requires extended lead-times.	
Model	
1125/2	\$31
1125/4	\$53
1125/8	\$53
1125/9	\$31
1126/2	\$31
1126/4	\$53
1126/8	\$53
1126/9	\$31

INFORMATION

C.O.M. Requirements
C.O.M. yardage requirements listed above are based on plain goods 54" wide. If less than 54" wide or fabrics requiring matching (stripes, plaids, prints, large patterns), additional yardage will be needed. Consult C.O.M. matrix for additional yardage needed. For C.O.M. fabric sent to KI-High Point on multiple rolls, add an additional yard of fabric per roll to the yardage requirements.

C.O.L. Requirements
Figure 18 sq. ft. of leather (C.O.L.) for each yard shown (i.e., 4.75 x 18 = 85.5 sq ft).

California TB133 Fire Safety Code
The above seating products can be manufactured using the appropriate flame-retardant materials and fabric selection for compliance to California Technical Bulletin 133. Add "FR" to end of model number and add upcharge. Please contact KI customer service for fabric compliance. Not available with moisture barrier. Gore or Nano-Tex treatments can be used when TB133 is required.



Grade C.O.M.	Grade C	Grade D	Grade E & C.O.L.	Grade F	Grade G	Grade H	Grade I	Grade J	Grade K	Grade L Leather	Grade M Leather	TB133 add to list price
\$ 1310	\$ 1344	\$ 1372	\$ 1410	\$ 1434	\$ 1484	\$ 1532	\$ 1593	\$ 1713	\$ 1837	\$ 1955	\$ 2200	\$ 269
1310	1344	1372	1410	1434	1484	1532	1593	1713	1837	1955	2200	269
1310	1344	1372	1410	1434	1484	1532	1593	1713	1837	1955	2200	269
1183	1230	1259	1296	1323	1370	1420	1478	1603	1726	1845	2091	269
\$ 1409	\$ 1445	\$ 1480	\$ 1520	\$ 1545	\$ 1602	\$ 1651	\$ 1717	\$ 1850	\$ 1982	\$ 2114	\$ 2377	\$ 291
1409	1445	1480	1520	1545	1602	1651	1717	1850	1982	2114	2377	291
1409	1445	1480	1520	1545	1602	1651	1717	1850	1982	2114	2377	291
1294	1345	1378	1419	1443	1499	1560	1618	1752	1884	2018	2286	291

Construction

Frames of compound curved laminate wood veneer. Cushioning of multiple densities of polyurethane foam and dacron fiber. Gas lift with tilt lock, knee-tilt control is standard. Attached cushions.

OPTIONS
Base Options

- 2 Base Polished aluminum with black hooded casters.
- 4 Base Matte black understructure, bullnose edge wood caps with black hooded casters.
- 8 Base Matte black understructure, grooved edge wood caps with black hooded casters.
- 9 Base Matte black with black hooded casters.

Specify base style number when ordering.

SPECIAL SERVICES
Special Carton Marking

With specially marked information N/C

Shipping

Shipped **assembled freight prepaid f.o.b. High Point, North Carolina 27263** factory. Freight class #150.

Specifications and prices are subject to change without prior notice.



Upholstered Back Fixed
Arm Chair (ENGU/BL/FA)



Upholstered Back
Adjustable Arm Chair
(ENGU/BL/AA)



Poly Back Armless Chair
(ENGP/BL/NA)

Features

Back flex	•	•	•
Seat depth adjustment	•	•	•
Forward seat tilt	•	•	•
Variable position back lock	•	•	•
Back height adjustment	•	•	•
Arms	•	•	

General Dimensions

Seat width	18-3/4"	18-3/4"	18-3/4"
Seat depth	16" - 19"	16"-19"	16"-19"
Back width (at lumbar)	18"	18"	18"
Back height (above seat)	16-3/8" - 20-3/8"	16-3/8"-20-3/8"	16-3/8"-20-3/8"

Overall Dimensions

Width	28"	28"	26"
Depth	22-1/2" - 25-1/2"	22-1/2" - 25-1/2"	22-1/2" - 25-1/2"
Height	36-3/8" - 41-1/8"	36-3/8" - 41-1/8"	36-3/8" - 41-1/8"
Seat height	16" - 20-3/4"	16" - 20-3/4"	16" - 20-3/4"
Top of arm from seat with adjustable arms	N/A	6" - 10"	N/A
Top of arm from seat with fixed arms	7-5/8"	N/A	N/A
Armcap width (inside dimension) with adjustable arms	N/A	18-1/2"	N/A
Armcap width (inside dimension) with fixed arms	19"	N/A	N/A

SPECIFICATIONS

Engage® Seat

Seat is constructed of a molded polypropylene seat board with foam molded directly onto it. The foam-covered board is upholstered with fabric. An integral "seat slide button" is attached to the underside of the board, which allows the seat depth to be adjusted from 16" to 19" for the chairs and 16" to 17-3/4" for the stool. A textured polypropylene seat shroud attaches to the bottom of the seat and permits access to the seat slide button. The entire assembly is mounted through slots in the mechanism that allow the seat to slide in and out.

Engage® Backrest

The backrest has the same basic construction as the seat except the textured polypropylene shroud is also available in an upholstered version. The back also includes an adjustment lever that allows the back to be raised or lowered 4" vertically along the J-bar.

Engage® Synchronized Knee Tilt Mechanism

A stamped and welded steel housing contains a set of torsion bars that supply the force to the mechanism. Controls include a back angle lock, tilt tension control and pneumatic seat height lever for both the chairs and the stool, but also a forward tilt lockout for the chairs. The seat is in a 2° reclined position. When the forward tilt lock is disengaged, the seat tilts to a 2° forward position. The back angle can be locked at three positions. The tension can be increased or decreased by turning the tension dial to set the desired amount of preset on the torsion springs. The seat height can be pneumatically adjusted from 16" - 20-3/4" on the chairs and 22" to 32-1/4" on the stools with infinite selection within the range. The plastic mechanism shroud and control handles match the color of the chair.

Engage® Fixed Armrests ("FA")

A curved and angled-forward arm support that is molded from reinforced nylon supports a

self-skinning urethane armrest. The armrests are spaced 19" apart. All parts are color-matched to the other plastic parts of the chair. The nylon supports are bolted to the bottom of the mechanism with four 5/16" bolts and are field-installable.

Engage® Adjustable Armrests with Pivoting Armcaps ("AA")

A curved and angled-forward arm support that is molded from reinforced nylon supports a height adjustable nylon sleeve that allows for 4" of vertical adjustment from 6" to 10" above the seat. The armrest height is adjusted by pressing a button mounted in the sleeve. The sleeve supports a self-skinning urethane armrest that pivots 360° from a point near the back of the armrest. The armrest has 4 detents that allow the armrest to snap into position, one straightforward, one each at 20° inward and 20° outward, and one at 180° reversed back position. The armrests are spaced 18-1/2" apart. All parts are color-matched to the other plastic parts of the chair. The nylon supports are bolted to the bottom of

the mechanism with four 5/16" bolts and are field-installable.

Engage® Adjustable Armrests with Width Adjustable Armcaps ("BA")

A tubular steel frame supports self-skinning urethane armrests, height-adjustable armrests (2-1/2" travel) and width adjustable armrests (1" of horizontal travel per arm). The support is welded to the seat underside and powder-coated to match other hard surface elements.

Engage® Adjustable Armrests with Fixed Armcaps ("HA")

A curved and angled-forward arm support that is molded from reinforced nylon, supports a height-adjustable reinforced nylon sleeve that allows for 4" of vertical adjustment from 6" to 10" above the seat. The armrest height is adjusted by pressing a button mounted in the sleeve. The sleeve supports a self-skinning urethane armrest. The armrests are spaced 18-1/2" apart. All parts are color-matched to the other plastic parts of the chair. The nylon supports are bolted to the bottom of the


**Poly Back Stool with
Adjustable Arms
(ENGSP/BL/AA)**
Features

Back flex	•
Seat depth adjustment	•
Variable position back lock	•
Back height adjustment	•
Arms	•

General Dimensions

Seat width	18-3/4"
Seat depth	16" - 19"
Back width (at lumbar)	18"
Back height (above seat)	16-3/8" - 20-3/8"

Overall Dimensions

Width	28"
Depth	26"
Height	47-7/8" - 52-5/8"
Seat height	22" - 32-1/4"
Top of arm from seat with adjustable arms ("AA"/"HA")	6"-10"
Top of arm from seat with adjustable arm ("BA")	6-1/2" - 9"
Armcap width (inside dimension) with adjustable arm ("BA")	20-1/2"
Armcap width (inside dimension) with pivoting arm ("AA")	18-1/2"
Armcap width (inside dimension) with adjustable arm ("HA")	18-1/2"
Armcap width (inside dimension) with fixed arm ("FA")	19"

mechanism with four 5/16" bolts and are filed-installable.

Base

The 24" diameter (on chairs) and the 26" diameter (on stools), five-blade base is molded from reinforced nylon. A telescoping cylinder shroud conceals the pneumatic cylinder. All finishes match the chair color.

Carpet Casters

60mm diameter double wheels are molded of high-impact thermoplastic. High-impact plastic frame. Finish matches chair color.

Hard Floor Casters

60mm diameter double wheels are molded of soft plastic. High-impact plastic frame. Black finish only.

Universal Casters

Average performance for use on both soft and hard surfaces.

Footring (on Stools)

Chrome footring is standard.

Engage® 24/7

J-Bar is constructed of GR50 steel.

INFORMATION
C.O.M. Testing and Production
Requirements

Not all materials are suitable for upholstering this product. A 1 yd. x 54" sample must be submitted and approved prior to acceptance of an order. If the fabric is directional in pattern or weave, the direction must be indicated on the submitted sample, and additional yardage may be requested.

Test samples must be sent to:

KI
 Attn: C.O.M. Specialist
 1330 Bellevue Street
 Green Bay, WI 54302

Design

Designed by Giancarlo Piretti and manufac-




tured in the USA by Krueger International, Inc. under license from Pro-Cord S.p.A.

INFORMATION
Warranty

Refer to KI Terms & Conditions document or visit ki.com

Engage®

Task Chairs and Stools

MODEL	Features	MODEL NUMBER				
		Basic Model	Base	Frame Color	Upholstery Color	
 ENGMP ENGMU ENGP ENGU	Armless Chair	Poly Back, No Arm	ENG/NA	<input type="checkbox"/>	BL	<input type="checkbox"/> <input type="checkbox"/> <input type="checkbox"/> <input type="checkbox"/> <input type="checkbox"/>
	• Back flex	Uph Back, No Arm	ENG/NA	<input type="checkbox"/>	BL	<input type="checkbox"/> <input type="checkbox"/> <input type="checkbox"/> <input type="checkbox"/> <input type="checkbox"/>
	• Seat depth adjustment	Poly Back, No Arm, Memory Foam Seat	ENGMP/NA	<input type="checkbox"/>	BL	<input type="checkbox"/> <input type="checkbox"/> <input type="checkbox"/> <input type="checkbox"/> <input type="checkbox"/>
	• Forward seat tilt	Uph Back, No Arm, Memory Foam Seat	ENGMU/NA	<input type="checkbox"/>	BL	<input type="checkbox"/> <input type="checkbox"/> <input type="checkbox"/> <input type="checkbox"/> <input type="checkbox"/>
	• Variable position back lock					
 ENGMP ENGMU ENGP ENGU	Fixed Arm Chair	Poly Back, Fixed Arm	ENG/FA	<input type="checkbox"/>	BL	<input type="checkbox"/> <input type="checkbox"/> <input type="checkbox"/> <input type="checkbox"/> <input type="checkbox"/>
	• Back flex	Uph Back, Fixed Arm	ENG/FA	<input type="checkbox"/>	BL	<input type="checkbox"/> <input type="checkbox"/> <input type="checkbox"/> <input type="checkbox"/> <input type="checkbox"/>
	• Seat depth adjustment	Poly Back, Fixed Arm, Memory Foam Seat	ENGMP/FA	<input type="checkbox"/>	BL	<input type="checkbox"/> <input type="checkbox"/> <input type="checkbox"/> <input type="checkbox"/> <input type="checkbox"/>
	• Forward seat tilt	Uph Back, Fixed Arm, Memory Foam Seat	ENGMU/FA	<input type="checkbox"/>	BL	<input type="checkbox"/> <input type="checkbox"/> <input type="checkbox"/> <input type="checkbox"/> <input type="checkbox"/>
	• Variable position back lock					
 ENGMP ENGMU ENGP ENGU	Armchair with Height Adjustable Arm, Pivoting Armcaps	Poly Back, Hgt. Adj. Arm, Pivot Armcap	ENG/AA	<input type="checkbox"/>	BL	<input type="checkbox"/> <input type="checkbox"/> <input type="checkbox"/> <input type="checkbox"/> <input type="checkbox"/>
	• Back flex	Uph Back, Hgt. Adj. Arm, Pivot Armcap	ENG/AA	<input type="checkbox"/>	BL	<input type="checkbox"/> <input type="checkbox"/> <input type="checkbox"/> <input type="checkbox"/> <input type="checkbox"/>
	• Seat depth adjustment	Poly Back, Hgt. Adj. Arm, Pivot Armcap, Mem. Foam	ENGMP/AA	<input type="checkbox"/>	BL	<input type="checkbox"/> <input type="checkbox"/> <input type="checkbox"/> <input type="checkbox"/> <input type="checkbox"/>
	• Forward seat tilt	Uph Back, Hgt. Adj. Arm, Pivot Armcap, Mem. Foam	ENGMU/AA	<input type="checkbox"/>	BL	<input type="checkbox"/> <input type="checkbox"/> <input type="checkbox"/> <input type="checkbox"/> <input type="checkbox"/>
	• Variable position back lock					
	• Back height adjustment					

A

B

C

D

HOW TO ORDER

Indicate the following information on order form:

- Quantity of each item.
- Model number, including options. See "How To Build a Model Number".
- Any special service required.

Note: • The ☐ indicates that a choice is required.
 • The absence of the ☐ indicates that no choice is required.

Some models available with Quick Ship leadtimes. See Quick Ship Price List for details.

HOW TO BUILD A MODEL NUMBER

- A** Select basic model.
- B** Select base option.
- | | |
|----------|----------------------|
| C | = Carpet casters |
| S | = Hard floor casters |
| U | = Universal casters |
- C** Select frame color.
 Refer to color addendum at ki.com or in KI Price List or KI Fabrics & Finishes binder.
- D** Select upholstery grade/color.
 Refer to color addendum at ki.com or in KI Fabrics & Finishes binder.

UPHOLSTERY INFORMATION

C.O.M. Upholstery

C.O.M. requirement for 10 chairs or less with poly back is 1 yard of 54" wide nondirectional fabric; upholstered back, 1-1/2 yards of 54" wide nondirectional fabric. For orders of 11 or more chairs and for complete information on ordering C.O.M., see "Ordering C.O.M., C.O.V. and C.O.L." section.

OPTIONS

Engage 24/7

To order the Engage® 24/7 chair, please add "/247" to the end of the model number. Added list price is \$57. No additional lead-time.

Polished Aluminum Base

To order a polished aluminum base, specify "/CHBL" in the frame color option. Add \$66 to list price.

California TB133 Fire Safety Code

The above seating products can be manufactured using the appropriate flame-retardant materials for compliance to California Technical Bulletin 133. Add "FR" to end of model number.

Model=Poly Back
 Added Lead Time=1 week
 Added List Price= \$106
 Model=Fully Upholstery Back
 Added Lead Time=1 week
 Added List Price= \$134



Approx. Packaged Weight	Delivered Pricing Fabric Grade 1 & C.O.M.	Delivered Pricing Fabric Grade 2	Delivered Pricing Fabric Grade 3	Delivered Pricing Vinyl Group 2	Delivered Pricing C.O.V.	Delivered Pricing Pallas Fabric Group P1	Delivered Pricing Pallas Fabric Group P2	Delivered Pricing Pallas Fabric Group P3	Delivered Pricing Pallas Fabric Group P4	Delivered Pricing Leather
53#	\$ 701	\$ 711	\$ 719	\$ 719	\$ 701	\$ 784	\$ 805	\$ 831	\$ 861	\$ 1221
53#	772	792	810			935	976	1022	1022	1374
53#	748	759	766	766	748	831	852	878	908	1269
53#	822	841	859			984	1025	1071	1071	1423
59#	\$ 843	\$ 856	\$ 861	\$ 861	\$ 843	\$ 925	\$ 948	\$ 974	\$ 1003	\$ 1362
59#	916	935	954			1043	1077	1119	1164	1517
59#	889	904	908	908	889	973	995	1022	1050	1411
59#	964	983	1002			1090	1125	1167	1212	1565
60#	\$ 926	\$ 939	\$ 943	\$ 943	\$ 926	\$ 1009	\$ 1031	\$ 1058	\$ 1087	\$ 1448
60#	999	1019	1038			1127	1161	1202	1249	1601
60#	974	987	991	991	974	1056	1080	1106	1134	1496
60#	1047	1066	1084			1173	1208	1250	1297	1648

California TB133 Fire Safety Code

Engage® with memory foam is not FR approved.

SPECIAL SERVICES
Special Carton Marking

With specially marked information N/C




Shipping

 Shipped **assembled freight prepaid f.o.b. Green Bay, Wisconsin 54302** factory. Freight class #125.

Specifications and prices are subject to change without prior notice.

Engage®

Task Chairs and Stools

MODEL	Features	MODEL NUMBER				
		Basic Model	Base	Frame Color	Upholstery Color	
 <p>ENGMP ENGMU ENGP ENGU</p>	Armchair with Height Adjustable Arms, Fixed Armcap	Poly Back, Hgt. Adj. Arm, Fixed Armcap	ENGP/HA	<input type="checkbox"/>	BL	<input type="checkbox"/> <input type="checkbox"/> <input type="checkbox"/> <input type="checkbox"/> <input type="checkbox"/>
		Uph Back, Hgt. Adj. Arm, Fixed Armcap	ENGU/HA	<input type="checkbox"/>	BL	<input type="checkbox"/> <input type="checkbox"/> <input type="checkbox"/> <input type="checkbox"/> <input type="checkbox"/>
		Poly Back, Hgt. Adj. Arm, Fixed Armcap, Mem. Foam	ENGMP/HA	<input type="checkbox"/>	BL	<input type="checkbox"/> <input type="checkbox"/> <input type="checkbox"/> <input type="checkbox"/> <input type="checkbox"/>
		Uph Back, Hgt. Adj. Arm, Fixed Armcap, Mem. Foam	ENGMU/HA	<input type="checkbox"/>	BL	<input type="checkbox"/> <input type="checkbox"/> <input type="checkbox"/> <input type="checkbox"/> <input type="checkbox"/>
 <p>ENGMP ENGMU ENGP ENGU</p>	Armchair with Height Adjustable Arm, Width Adjustable Armcap	Poly Back, Hgt. Adj. Arm, Width Adj. Armcap	ENGP/BA	<input type="checkbox"/>	BL	<input type="checkbox"/> <input type="checkbox"/> <input type="checkbox"/> <input type="checkbox"/> <input type="checkbox"/>
		Uph Back, Hgt. Adj. Arm, Width Adj. Armcap	ENGU/BA	<input type="checkbox"/>	BL	<input type="checkbox"/> <input type="checkbox"/> <input type="checkbox"/> <input type="checkbox"/> <input type="checkbox"/>
		Poly Back, Ht. Adj. Arm, Width Adj. Armcap, M Foam	ENGMP/BA	<input type="checkbox"/>	BL	<input type="checkbox"/> <input type="checkbox"/> <input type="checkbox"/> <input type="checkbox"/> <input type="checkbox"/>
		Uph Back, Ht. Adj. Arm, Width Adj. Armcap, M Foam	ENGMU/BA	<input type="checkbox"/>	BL	<input type="checkbox"/> <input type="checkbox"/> <input type="checkbox"/> <input type="checkbox"/> <input type="checkbox"/>
 <p>ENGMP ENGMU ENGP ENGU</p>	Armchair with Height Adj. Arm, Width Adj. Armcap, Chrome Arm Supports	Poly Back, Hgt. Adj. Arm, Width Adj. Armcap	ENGP/CHBA	<input type="checkbox"/>	BL	<input type="checkbox"/> <input type="checkbox"/> <input type="checkbox"/> <input type="checkbox"/> <input type="checkbox"/>
		Uph Back, Hgt. Adj. Arm, Width Adj. Armcap	ENGU/CHBA	<input type="checkbox"/>	BL	<input type="checkbox"/> <input type="checkbox"/> <input type="checkbox"/> <input type="checkbox"/> <input type="checkbox"/>
		Poly Back, Ht. Adj. Arm, Width Adj. Armcap, M Foam	ENGMP/CHBA	<input type="checkbox"/>	BL	<input type="checkbox"/> <input type="checkbox"/> <input type="checkbox"/> <input type="checkbox"/> <input type="checkbox"/>
		Uph Back, Ht. Adj. Arm, Width Adj. Armcap, M Foam	ENGMU/CHBA	<input type="checkbox"/>	BL	<input type="checkbox"/> <input type="checkbox"/> <input type="checkbox"/> <input type="checkbox"/> <input type="checkbox"/>

A

B

C

D

HOW TO ORDER

Indicate the following information on order form:

- Quantity of each item.
- Model number, including options. See "How To Build a Model Number".
- Any special service required.

Note: •The ☐ indicates that a choice is required.
•The absence of the ☐ indicates that no choice is required.

HOW TO BUILD A MODEL NUMBER

- A** Select basic model.
- B** Select base option.
C = Carpet casters
S = Hard floor casters
U = Universal casters
- C** Select frame color.
Refer to color addendum at ki.com or in KI Price List or KI Fabrics & Finishes binder.
- D** Select upholstery grade/color.
Refer to color addendum at ki.com or in KI Fabrics & Finishes binder.

UPHOLSTERY INFORMATION

C.O.M. Upholstery

C.O.M. requirement for 10 chairs or less with poly back is 1 yard of 54" wide nondirectional fabric; upholstered back, 1-1/2 yards of 54" wide nondirectional fabric. For orders of 11 or more chairs and for complete information on ordering C.O.M., see "Ordering C.O.M., C.O.V. and C.O.L." section.

OPTIONS

Engage 24/7

To order the Engage® 24/7 chair, please add "/247" to the end of the model number. Added list price is \$57. No additional lead-time.

Polished Aluminum Base

To order a polished aluminum base, specify "/CHBL" in the frame color option. Add \$66 to list price.

California TB133 Fire Safety Code

The above seating products can be manufactured using the appropriate flame-retardant materials for compliance to California Technical Bulletin 133. Add "FR" to end of model number.

Model=Poly Back
Added Lead Time=1 week
Added List Price= \$106
Model=Fully Upholstery Back
Added Lead Time=1 week
Added List Price= \$134



Approx. Packaged Weight	Delivered Pricing Fabric Grade 1 & C.O.M.	Delivered Pricing Fabric Grade 2	Delivered Pricing Fabric Grade 3	Delivered Pricing Vinyl Group 2	Delivered Pricing C.O.V.	Delivered Pricing Pallas Fabric Group P1	Delivered Pricing Pallas Fabric Group P2	Delivered Pricing Pallas Fabric Group P3	Delivered Pricing Pallas Fabric Group P4	Delivered Pricing Leather
60#	\$ 914	\$ 924	\$ 931	\$ 931	\$ 914	\$ 995	\$ 1018	\$ 1044	\$ 1073	\$ 1432
60#	986	1004	1023			1114	1148	1190	1234	1588
60#	961	972	977	977	961	1044	1066	1091	1120	1481
60#	1032	1052	1071			1162	1196	1238	1282	1636
62#	\$ 926	\$ 939	\$ 943	\$ 943	\$ 926	\$ 1009	\$ 1031	\$ 1058	\$ 1087	\$ 1448
62#	999	1019	1038			1127	1161	1202	1249	1601
62#	974	987	991	991	974	1056	1080	1106	1134	1496
62#	1047	1066	1084			1173	1208	1250	1297	1648
62#	\$ 926	\$ 939	\$ 943	\$ 943	\$ 926	\$ 1009	\$ 1031	\$ 1058	\$ 1087	\$ 1448
62#	999	1019	1038			1127	1161	1202	1249	1601
62#	974	987	991	991	974	1056	1080	1106	1134	1496
62#	1047	1066	1084			1173	1208	1250	1297	1648

California TB133 Fire Safety Code

Engage® with memory foam is not FR approved.

SPECIAL SERVICES
Special Carton Marking

With specially marked information N/C




Shipping

 Shipped **assembled freight prepaid f.o.b. Green Bay, Wisconsin 54302** factory. Freight class #125.

Specifications and prices are subject to change without prior notice.

Engage®

Task Chairs and Stools

			MODEL NUMBER				
MODEL	Features		Basic Model	Base	Frame Color	Upholstery Color	
 EGSMP EGSMU ENGSP ENGUSU	Armless Stool <ul style="list-style-type: none">• Back flex• Seat depth adjustment• Variable position back lock• Back height adjustment	Poly Back, No Arm	ENGSP/NA	<input type="checkbox"/>	BL	<input type="checkbox"/> <input type="checkbox"/> <input type="checkbox"/> <input type="checkbox"/> <input type="checkbox"/> <input type="checkbox"/>	
		Uph Back, No Arm	ENGUSU/NA	<input type="checkbox"/>	BL	<input type="checkbox"/> <input type="checkbox"/> <input type="checkbox"/> <input type="checkbox"/> <input type="checkbox"/> <input type="checkbox"/>	
		Poly Back, No Arm, Memory Foam	ENGSMUP/NA	<input type="checkbox"/>	BL	<input type="checkbox"/> <input type="checkbox"/> <input type="checkbox"/> <input type="checkbox"/> <input type="checkbox"/> <input type="checkbox"/>	
		Uph Back, No Arm, Memory Foam	ENGSMU/NA	<input type="checkbox"/>	BL	<input type="checkbox"/> <input type="checkbox"/> <input type="checkbox"/> <input type="checkbox"/> <input type="checkbox"/> <input type="checkbox"/>	
 EGSMP EGSMU ENGSP ENGUSU	Fixed Arm Stool <ul style="list-style-type: none">• Back flex• Seat depth adjustment• Variable position back lock• Back height adjustment	Poly Back, Fixed Arm	ENGSP/FA	<input type="checkbox"/>	BL	<input type="checkbox"/> <input type="checkbox"/> <input type="checkbox"/> <input type="checkbox"/> <input type="checkbox"/> <input type="checkbox"/>	
		Uph Back, Fixed Arm	ENGUSU/FA	<input type="checkbox"/>	BL	<input type="checkbox"/> <input type="checkbox"/> <input type="checkbox"/> <input type="checkbox"/> <input type="checkbox"/> <input type="checkbox"/>	
		Poly Back, Fixed Arm, Memory Foam	ENGSMUP/FA	<input type="checkbox"/>	BL	<input type="checkbox"/> <input type="checkbox"/> <input type="checkbox"/> <input type="checkbox"/> <input type="checkbox"/> <input type="checkbox"/>	
		Uph Back, Fixed Arm, Memory Foam	ENGSMU/FA	<input type="checkbox"/>	BL	<input type="checkbox"/> <input type="checkbox"/> <input type="checkbox"/> <input type="checkbox"/> <input type="checkbox"/> <input type="checkbox"/>	
 EGSMP EGSMU ENGSP ENGUSU	Arm Stool with Height Adjustable Arm, Pivoting Armcap <ul style="list-style-type: none">• Back flex• Seat depth adjustment• Variable position back lock• Back height adjustment	Poly Back, Hgt. Adj. Arm, Pivot Armcap	ENGSP/AA	<input type="checkbox"/>	BL	<input type="checkbox"/> <input type="checkbox"/> <input type="checkbox"/> <input type="checkbox"/> <input type="checkbox"/> <input type="checkbox"/>	
		Uph Back, Hgt. Adj. Arm, Pivot Armcap	ENGUSU/AA	<input type="checkbox"/>	BL	<input type="checkbox"/> <input type="checkbox"/> <input type="checkbox"/> <input type="checkbox"/> <input type="checkbox"/> <input type="checkbox"/>	
		Poly Back, Ht. Adj. Arm, Pivot Armcap, Memory Foam	ENGSMUP/AA	<input type="checkbox"/>	BL	<input type="checkbox"/> <input type="checkbox"/> <input type="checkbox"/> <input type="checkbox"/> <input type="checkbox"/> <input type="checkbox"/>	
		Uph Back, Ht. Adj. Arm, Pivot Armcap, Memory Foam	ENGSMU/AA	<input type="checkbox"/>	BL	<input type="checkbox"/> <input type="checkbox"/> <input type="checkbox"/> <input type="checkbox"/> <input type="checkbox"/> <input type="checkbox"/>	

A

B

C

D

A B C D

HOW TO ORDER

Indicate the following information on order form:

- Quantity of each item.
- Model number, including options. See "How To Build a Model Number".
- Any special service required.

Note: • The ☐ indicates that a choice is required.
• The absence of the ☐ indicates that no choice is required.

Some models available with Quick Ship leadtimes. See Quick Ship Price List for details.

HOW TO BUILD A MODEL NUMBER

- A** Select basic model.
- B** Select base option.
- C** = Carpet casters
S = Hard floor casters
U = Universal casters
- C** Select frame color.
Refer to color addendum at ki.com or in KI Price List or KI Fabrics & Finishes binder.
- D** Select upholstery grade/color.
Refer to color addendum at ki.com or in KI Fabrics & Finishes binder.

UPHOLSTERY INFORMATION

C.O.M. Upholstery

C.O.M. requirement for 10 chairs or less with poly back is 1 yard of 54" wide nondirectional fabric; upholstered back, 1-1/2 yards of 54" wide nondirectional fabric. For orders of 11 or more chairs and for complete information on ordering C.O.M., see "Ordering C.O.M., C.O.V. and C.O.L." section.

OPTIONS

Engage 24/7

To order the Engage® 24/7 chair, please add "/247" to the end of the model number. Added list price is \$57. No additional lead-time.

California TB133 Fire Safety Code

The above seating products can be manufactured using the appropriate flame-retardant materials for compliance to California Technical Bulletin 133. Add "FR" to end of model number.
Model=Poly Back
Added Lead Time=1 week
Added List Price=\$106
Model=Fully Upholstery Back
Added Lead Time=1 week
Added List Price=\$134

California TB133 Fire Safety Code

Engage® with memory foam is not FR approved.



Approx. Packaged Weight	Delivered Pricing Fabric Grade 1 & C.O.M.	Delivered Pricing Fabric Grade 2	Delivered Pricing Fabric Grade 3	Delivered Pricing Vinyl Group 2	Delivered Pricing C.O.V.	Delivered Pricing Pallas Fabric Group P1	Delivered Pricing Pallas Fabric Group P2	Delivered Pricing Pallas Fabric Group P3	Delivered Pricing Pallas Fabric Group P4	Delivered Pricing Leather
59#	\$ 827	\$ 836	\$ 845	\$ 845	\$ 827	\$ 909	\$ 932	\$ 957	\$ 987	\$ 1346
59#	899	917	936			1060	1102	1148	1148	1500
59#	875	884	893	893	875	957	978	1005	1034	1394
59#	946	966	984			1108	1151	1196	1196	1549
67#	\$ 968	\$ 982	\$ 986	\$ 986	\$ 968	\$ 1050	\$ 1073	\$ 1099	\$ 1128	\$ 1487
67#	1043	1060	1080			1169	1202	1246	1289	1643
67#	1017	1029	1034	1034	1017	1099	1123	1148	1176	1536
67#	1090	1108	1128			1216	1250	1294	1338	1691
68#	\$ 1052	\$ 1063	\$ 1068	\$ 1068	\$ 1052	\$ 1133	\$ 1158	\$ 1184	\$ 1212	\$ 1572
68#	1126	1144	1163			1252	1286	1329	1375	1727
68#	1099	1112	1116	1116	1099	1181	1204	1231	1259	1621
68#	1172	1193	1211			1301	1335	1376	1423	1776

SPECIAL SERVICES
Special Carton Marking

With specially marked information N/C



Shipping

 Shipped **assembled freight prepaid f.o.b.**
Green Bay, Wisconsin 54302 factory.
 Freight class #125.

 Specifications and prices are subject to change
 without prior notice.

Engage®

Task Chairs and Stools

MODEL	Features	MODEL NUMBER				
		Basic Model	Base	Frame Color	Upholstery Color	
 <p>EGSMP EGSMU ENGSP ENGUSU</p>	Arm Stool with Height Adjustable Arm, Fixed Armcaps	Poly Back, Hgt. Adj. Arm, Fixed Armcap	ENGSP/HA	<input type="checkbox"/>	BL	<input type="checkbox"/> <input type="checkbox"/> <input type="checkbox"/> <input type="checkbox"/> <input type="checkbox"/>
	• Back flex	Uph Back, Hgt. Adj. Arm, Fixed Armcap	ENGUSU/HA	<input type="checkbox"/>	BL	<input type="checkbox"/> <input type="checkbox"/> <input type="checkbox"/> <input type="checkbox"/> <input type="checkbox"/>
	• Seat depth adjustment	Poly Back, Ht. Adj. Arm, Fixed Armcap, Memory Foam	ENGSMMP/HA	<input type="checkbox"/>	BL	<input type="checkbox"/> <input type="checkbox"/> <input type="checkbox"/> <input type="checkbox"/> <input type="checkbox"/>
	• Variable position back lock	Uph Back, Ht. Adj. Arm, Fixed Armcap, Memory Foam	ENGSMUSU/HA	<input type="checkbox"/>	BL	<input type="checkbox"/> <input type="checkbox"/> <input type="checkbox"/> <input type="checkbox"/> <input type="checkbox"/>
	• Back height adjustment					
 <p>EGSMP EGSMU ENGSP ENGUSU</p>	Arm Stool with Height Adjustable Arm, Width Adjustable Armcaps	Poly Back, Hgt. Adj. Arm, Width Adj. Armcap	ENGSP/BA	<input type="checkbox"/>	BL	<input type="checkbox"/> <input type="checkbox"/> <input type="checkbox"/> <input type="checkbox"/> <input type="checkbox"/>
	• Back flex	Uph Back, Hgt. Adj. Arm, Width Adj. Armcap	ENGUSU/BA	<input type="checkbox"/>	BL	<input type="checkbox"/> <input type="checkbox"/> <input type="checkbox"/> <input type="checkbox"/> <input type="checkbox"/>
	• Seat depth adjustment	Poly Back, Ht. Adj. Arm, Width Adj. Armcap, M Foam	ENGSMMP/BA	<input type="checkbox"/>	BL	<input type="checkbox"/> <input type="checkbox"/> <input type="checkbox"/> <input type="checkbox"/> <input type="checkbox"/>
	• Variable position back lock	Uph Back, Ht. Adj. Arm, Width Adj. Armcap, M Foam	ENGSMUSU/BA	<input type="checkbox"/>	BL	<input type="checkbox"/> <input type="checkbox"/> <input type="checkbox"/> <input type="checkbox"/> <input type="checkbox"/>
	• Back height adjustment					

A

B

C

D

HOW TO ORDER

Indicate the following information on order form:

1. Quantity of each item.
2. Model number, including options. See "How To Build a Model Number".
3. Any special service required.

Note: • The ☐ indicates that a choice is required.
• The absence of the ☐ indicates that no choice is required.

HOW TO BUILD A MODEL NUMBER

- A** Select basic model.
- B** Select base option.
- C** = Carpet casters
- S** = Hard floor casters
- U** = Universal casters
- C** Select frame color.
Refer to color addendum at ki.com or in KI Price List or KI Fabrics & Finishes binder.
- D** Select upholstery grade/color.
Refer to color addendum at ki.com or in KI Fabrics & Finishes binder.

UPHOLSTERY INFORMATION

C.O.M. Upholstery

C.O.M. requirement for 10 chairs or less with poly back is 1 yard of 54" wide nondirectional fabric; upholstered back, 1-1/2 yards of 54" wide nondirectional fabric. For orders of 11 or more chairs and for complete information on ordering C.O.M., see "Ordering C.O.M., C.O.V. and C.O.L." section.

OPTIONS

Engage 24/7

To order the Engage® 24/7 chair, please add "/247" to the end of the model number. Added list price is \$57. No additional lead-time.

California TB133 Fire Safety Code

The above seating products can be manufactured using the appropriate flame-retardant materials for compliance to California Technical Bulletin 133. Add "FR" to end of model number.
Model=Poly Back
Added Lead Time=1 week
Added List Price=\$106
Model=Fully Upholstery Back
Added Lead Time=1 week
Added List Price=\$134

California TB133 Fire Safety Code

Engage® with memory foam is not FR approved.



Approx. Packaged Weight	Delivered Pricing Fabric Grade 1 & C.O.M.	Delivered Pricing Fabric Grade 2	Delivered Pricing Fabric Grade 3	Delivered Pricing Vinyl Group 2	Delivered Pricing C.O.V.	Delivered Pricing Pallas Fabric Group P1	Delivered Pricing Pallas Fabric Group P2	Delivered Pricing Pallas Fabric Group P3	Delivered Pricing Pallas Fabric Group P4	Delivered Pricing Leather
68#	\$ 1041	\$ 1050	\$ 1056	\$ 1056	\$ 1041	\$ 1123	\$ 1144	\$ 1169	\$ 1199	\$ 1559
68#	1112	1130	1149			1240	1274	1315	1360	1713
68#	1088	1098	1103	1103	1088	1169	1193	1217	1247	1607
68#	1160	1177	1197			1287	1322	1363	1409	1761

70#	\$ 1052	\$ 1063	\$ 1068	\$ 1068	\$ 1052	\$ 1133	\$ 1158	\$ 1184	\$ 1212	\$ 1572
70#	1126	1144	1163			1252	1286	1329	1375	1727
70#	1099	1112	1116	1116	1099	1181	1204	1231	1259	1621
70#	1172	1193	1211			1301	1335	1376	1423	1776

SPECIAL SERVICES
Special Carton Marking

With specially marked information N/C

Shipping

 Shipped **assembled freight prepaid f.o.b.**
Green Bay, Wisconsin 54302 factory.
 Freight class #125.

 Specifications and prices are subject to change
 without prior notice.

Glimmer™

General Information



Task Armless Chair



Task Armchair



Task Stool - with Arms

Features

Field replaceable seat and back	•	•	•
---------------------------------	---	---	---

General Dimensions

Seat width x depth	19" x 19"	19" x 19"	19" x 19"
Seat height	16-21"	16-21"	20-27-1/2"/24-34"
Back width	19"	19"	19"
Back height	15"	15"	15"

Overall Dimensions

Width (armless)	26"		
Width (arms)		26"	26"
Height	31-36"	31-36"	35-42-1/2"/39-49"
Depth	26"	26"	26"
Top of arm to floor			
Between arms		19-1/2"	19-1/2"

SPECIFICATIONS

Frame

Legs are 1" o.d. x 14-gauge tubular steel. Cross and side members are 7/8" o.d. x 14-gauge tubular steel. All joints are welded.

Armrests

Injection molded polypropylene.

Seat and Back

Injection molded polypropylene.

Upholstered Seat

Polyurethane foam is attached to the polypropylene seat.

Upholstered Back

Polyurethane foam is attached to the back liner, which is injection molded polypropylene. The liner is attached to the backrest using 8 nylon barbed rivets.

Frame Finishes

Black or silver powder-coated finish. The silver is unique to this chair.

Casters

Black, double wheel, 50mm hood/38mm cup with 11mm o.d./22mm grip ring, Nylon with 30 percent glass fiber.

Pedestal Base

26" o.d. injection-molded glass-fiber reinforced black nylon, five-blade base.

INFORMATION

C.O.M. Testing and Production Requirements

Not all materials are suitable for upholstering this product. A 1 yd. x 54" sample must be submitted and approved prior to acceptance of an order. If the fabric is directional in pattern or weave, the direction must be indicated on the submitted sample, and additional yardage may be requested.

Test samples must be sent to:
Glimmer™
Attn: C.O.M. Specialist
15731 Graham St
Huntington Beach, CA 92649

Task and Task Stool

Ship knocked-down ("KD"). Minimal assembly required.





INFORMATION

Warranty

Refer to KI Terms & Conditions document or
visit ki.com

Glimmer™

Task Chairs

MODEL	Features	MODEL NUMBER				Approx. Packaged Weight Delivered Pricing Unupholstered	
		Basic Model	Casters	Frame Color	Upholstery Color		
 GLIMR	Task Armless Chair	Poly	G705NAP	<input type="checkbox"/>	BL		34# \$ 350
		Poly Back/Uph Seat	G705NAUS	<input type="checkbox"/>	BL	<input type="checkbox"/> <input type="checkbox"/> <input type="checkbox"/> <input type="checkbox"/>	34# N/A
		Uph Back and Seat	G705NAUSB	<input type="checkbox"/>	BL	<input type="checkbox"/> <input type="checkbox"/> <input type="checkbox"/> <input type="checkbox"/>	34# N/A
 GLIMR	Task Armchair	Poly	G705AP	<input type="checkbox"/>	BL		37# \$ 385
		Poly Back/Uph Seat	G705AUS	<input type="checkbox"/>	BL	<input type="checkbox"/> <input type="checkbox"/> <input type="checkbox"/> <input type="checkbox"/>	37# N/A
		Uph Back and Seat	G705AUSB	<input type="checkbox"/>	BL	<input type="checkbox"/> <input type="checkbox"/> <input type="checkbox"/> <input type="checkbox"/>	37# N/A

A

B

C

D

HOW TO ORDER

Indicate the following information on order form:

- Quantity of each item.
- Model number, including options. See "How To Build a Model Number".
- Any special service required.

Note:

- The ☐ indicates that a choice is required.
- The absence of the ☐ indicates that no choice is required.

HOW TO BUILD A MODEL NUMBER

- A

Select basic model.
- B

Select casters option.

C

= Hard wheel (carpet) casters (standard)

S

= Soft wheel (hard floor) braking casters; add \$33
- C

Select frame color.

Refer to color addendum at [ki.com](#) or in KI Price List or KI Fabrics & Finishes binder.
- D

Select upholstery grade/color.

Refer to color addendum at [ki.com](#) or in KI Fabrics & Finishes binder.

UPHOLSTERY INFORMATION

C.O.M. Upholstery
C.O.M. requirement 1 yard per chair of 54" wide nondirectional fabric for seat only or seat and back. For complete information on ordering C.O.M., see "Ordering C.O.M., C.O.V. and C.O.L." section.

OPTIONS

California TB133 Fire Safety Code
The above seating products can be manufactured using the appropriate flame-retardant materials for compliance to California Technical Bulletin 133. Add "FR" to end of model number.
Model=Polypropylene
Added Lead Time=1 week
Added List Price= \$66

[illegible]

SPECIAL SERVICES

Special Carton Marking

With specially marked information	N/C
-----------------------------------	-----



Shipping

Shipped **k.d. freight prepaid f.o.b.**
Huntington Beach, California 92649 fac-
tory. Freight class #125.

Specifications and prices are subject to change without prior notice.

Glimmer™

Task Stools

		MODEL NUMBER					Approx. Packaged Weight	
		Basic Model	Height	Casters	Frame Color	Upholstery Color		
 GLIMR	Task Armless Stool	Poly	G715NAP	<input type="checkbox"/> <input type="checkbox"/>	<input type="checkbox"/>	BL		39#
		Poly Back/Uph Seat	G715NAUS	<input type="checkbox"/> <input type="checkbox"/>	<input type="checkbox"/>	BL	<input type="checkbox"/> <input type="checkbox"/> <input type="checkbox"/> <input type="checkbox"/> <input type="checkbox"/> <input type="checkbox"/>	39#
		Uph Back and Seat	G715NAUSB	<input type="checkbox"/> <input type="checkbox"/>	<input type="checkbox"/>	BL	<input type="checkbox"/> <input type="checkbox"/> <input type="checkbox"/> <input type="checkbox"/> <input type="checkbox"/> <input type="checkbox"/>	39#
 GLIMR	Task Arm Stool	Poly	G715AP	<input type="checkbox"/> <input type="checkbox"/>	<input type="checkbox"/>	BL		42#
		Poly Back/Uph Seat	G715AUS	<input type="checkbox"/> <input type="checkbox"/>	<input type="checkbox"/>	BL	<input type="checkbox"/> <input type="checkbox"/> <input type="checkbox"/> <input type="checkbox"/> <input type="checkbox"/> <input type="checkbox"/>	42#
		Uph Back and Seat	G715AUSB	<input type="checkbox"/> <input type="checkbox"/>	<input type="checkbox"/>	BL	<input type="checkbox"/> <input type="checkbox"/> <input type="checkbox"/> <input type="checkbox"/> <input type="checkbox"/> <input type="checkbox"/>	42#

A

B

C

D

E

HOW TO ORDER

Indicate the following information on order form:

- 1. Quantity of each item.
- 2. Model number, including options. See "How To Build a Model Number".
- 3. Any special service required.

Note: •The ☐ indicates that a choice is required.
•The absence of the ☐ indicates that no choice is required.

HOW TO BUILD A MODEL NUMBER

- A

Select basic model.
- B

Select seat height.

MH= Mid-range height (20"-27-1/2")

SH= Standard height (24"-34")
- C

Select casters option.

C= Hard wheel (carpet) casters (standard)

S= Soft wheel (hard floor) braking casters; add \$33
- D

Select frame color.

Refer to color addendum at [ki.com](#) or in KI Price List or KI Fabrics & Finishes binder.
- E

Select upholstery grade/color.

Refer to color addendum at [ki.com](#) or in KI Fabrics & Finishes binder.

UPHOLSTERY INFORMATION

C.O.M. Upholstery
C.O.M. requirement 1 yard per chair of 54" wide nondirectional fabric for seat only or seat and back. For complete information on ordering C.O.M., see "Ordering C.O.M., C.O.V. and C.O.L." section.

OPTIONS

California TB133 Fire Safety Code
The above seating products can be manufactured using the appropriate flame-retardant materials for compliance to California Technical Bulletin 133. Add "FR" to end of model number.
Model=Polypropylene
Added Lead Time=1 week
Added List Price=\$66



Delivered Pricing Unupholstered	Delivered Pricing Fabric Grade 1 & C.O.M.	Delivered Pricing Fabric Grade 2	Delivered Pricing Fabric Grade 3	Delivered Pricing Vinyl Group 2	Delivered Pricing C.O.V.	Delivered Pricing Pallas Fabric Group P1	Delivered Pricing Pallas Fabric Group P2	Delivered Pricing Pallas Fabric Group P3	Delivered Pricing Pallas Fabric Group P4
\$ 480									
N/A	560	593	610	610	560	648	669	691	713
N/A	636	669	686	686	636	724	745	767	790
\$ 515									
N/A	595	628	644	644	595	683	704	726	748
N/A	671	704	721	721	671	759	780	802	824

SPECIAL SERVICES
Special Carton Marking

With specially marked information N/C

Shipping

 Shipped **k.d. freight prepaid f.o.b. Huntington Beach, California 92649** factory. Freight class #125.

Specifications and prices are subject to change without prior notice.

Impress

General Information



Task Chair (KI62/JR37)



Sled Base Chair (KI60S)



Stool (KI63)

Features

Free-floating back	•		•
Back height adjustable	•		•
3 position back lock	•		•
2-1/2" thick foam cushioned seat	•	•	•

General Dimensions

Seat width	20-1/2"	20-1/2"	20-1/2"
Seat depth	18"	18"	18"
Seat height	16-3/4" - 21-1/4"	18"	24-34"
Seat height (with slider)	17-3/4" - 22-1/4"		24-3/4" - 34-3/4"
Back width	20"	20"	20"
Back height (above seat)	19-1/2" - 22-1/2"	21"	19-1/2" - 22-1/2"

Overall Dimensions

Height	37-45"	38-1/2"	43-1/2" - 56-1/2"
Width	25"	24"	26"



Adjustable 360° Pivot Arm (JR30)



Adjustable T Arm (JR37)



Fixed Loop Arm (KR48)



Adjustable Loop Arm (KR72)

SPECIFICATIONS

Mechanism (KI62 and KI63)

A stamped steel dual housing forms a sturdy cradle for the seat. There are two control levers. One lever actuates the pneumatic cylinder, which adjusts the seat height with infinite selection within the range (KI62). One lever locks the chair at 3-positions or actuates the free-floating mode. The synchronized 2:1 free floating mode has adjustments of 8° on seat and 16° on back.

Backrest (KI62 and KI63)

The injection molded plastic board has embedded inserts for mounting. The board is covered with contoured molded high-resilient foam and upholstered with fabric. A textured black shroud covers the rear side. An easy to operate mechanism is installed on the back board for adjusting the back height (3").

Seat (KI62 and KI63)

Constructed of a 1/2" thick, saddle shape plywood with 2-1/2" molded high-resilient foam

and upholstered with fabric. The entire seat assembly is mounted to the mechanism by four screws.

Pedestal Base (KI62 and KI63)

The 25" diameter (KI62) and 26" diameter (KI63), five-blade base is made of reinforced nylon. Black only.

Carpet Casters (KI62 and KI63)

The double 55mm diameter black wheels are molded of high-impact thermoplastic and are housed in a high impact frame. Hard floor casters are available.

Fixed Loop Arm (KR48)

Arm is black plastic.

Adjustable Loop Arm Option (KR72)

Height adjustment of 2-1/2" and width adjustment of 1" per side.

Adjustable T-Arm Option (JR37)

Height adjustment of 3" and width adjustment of 1-1/2" per side.

Adjustable 360° Pivot Arm (JR30)

Molded urethane armcap pivots 360 degrees and locks in place. Armcap is black. 3" of height adjustment and 3" of total width adjustment.

Backrest (KI60S)

The injection molded plastic board has embedded inserts for mounting. The board is covered with contour molded foam and upholstered with fabric. A textured black shroud covers the rear side.

Seat (KI60S)

Constructed of a 1/2" thick, saddle shape plywood with 2-1/2" contour molded high-resilient foam, and covered with upholstered fabric.

Sled Base (KI60S)

The sled base is formed from 1-1/8" diameter, 13-gauge thickness steel tubing. Black only.

Memory Foam

Double layer of foam. Molded memory foam

is layered over molded, high-resiliency foam. Seat only.

INFORMATION

C.O.M. Testing and Production Requirements

Not all materials are suitable for upholstering this product. A 1-1/2 yd. x 54" sample must be submitted and approved prior to acceptance of an order. If the fabric is directional in pattern or weave, the direction must be indicated on the submitted sample, and additional yardage may be requested. Test samples must be sent to:

Impress
Attn: C.O.M. Department
2009 Wright Ave
La Verne, CA 91750






INFORMATION

Warranty

Refer to KI Terms & Conditions document or visit ki.com

Impress

Task Chairs and Stools

			MODEL NUMBER						
MODEL	Features	Basic Model	Memory Foam	Seat Slide	Back Panel	Upholstery Color	Base		
 IMPR	Impress®Task Chair - Free Float <ul style="list-style-type: none">• 2-1/2" thick foam cushioned seat• Synchronized free-floating back• Back height adjustment• Multiple-position back lock• Pedestal base available in black only	No Arm	KI62	<input type="checkbox"/> <input type="checkbox"/>	<input type="checkbox"/> <input type="checkbox"/> <input type="checkbox"/> <input type="checkbox"/>	<input type="checkbox"/> <input type="checkbox"/> <input type="checkbox"/> <input type="checkbox"/> <input type="checkbox"/> <input type="checkbox"/>	<input type="checkbox"/>		
	360° Pivot Arm	KI62/JR30	<input type="checkbox"/> <input type="checkbox"/>	<input type="checkbox"/> <input type="checkbox"/> <input type="checkbox"/> <input type="checkbox"/>	<input type="checkbox"/> <input type="checkbox"/> <input type="checkbox"/> <input type="checkbox"/>	<input type="checkbox"/> <input type="checkbox"/> <input type="checkbox"/> <input type="checkbox"/> <input type="checkbox"/> <input type="checkbox"/>	<input type="checkbox"/>		
	Adjustable T-Arm	KI62/JR37	<input type="checkbox"/> <input type="checkbox"/>	<input type="checkbox"/> <input type="checkbox"/> <input type="checkbox"/> <input type="checkbox"/>	<input type="checkbox"/> <input type="checkbox"/> <input type="checkbox"/> <input type="checkbox"/>	<input type="checkbox"/> <input type="checkbox"/> <input type="checkbox"/> <input type="checkbox"/> <input type="checkbox"/> <input type="checkbox"/>	<input type="checkbox"/>		
	Fixed Loop Arm	KI62/KR48	<input type="checkbox"/> <input type="checkbox"/>	<input type="checkbox"/> <input type="checkbox"/> <input type="checkbox"/> <input type="checkbox"/>	<input type="checkbox"/> <input type="checkbox"/> <input type="checkbox"/> <input type="checkbox"/>	<input type="checkbox"/> <input type="checkbox"/> <input type="checkbox"/> <input type="checkbox"/> <input type="checkbox"/> <input type="checkbox"/>	<input type="checkbox"/>		
	Adjustable Loop Arm	KI62/KR72	<input type="checkbox"/> <input type="checkbox"/>	<input type="checkbox"/> <input type="checkbox"/> <input type="checkbox"/> <input type="checkbox"/>	<input type="checkbox"/> <input type="checkbox"/> <input type="checkbox"/> <input type="checkbox"/>	<input type="checkbox"/> <input type="checkbox"/> <input type="checkbox"/> <input type="checkbox"/> <input type="checkbox"/> <input type="checkbox"/>	<input type="checkbox"/>		
 IMPR	Impress®Guest Chair - Sled Base <ul style="list-style-type: none">• 2-1/2" thick foam cushioned seat• Cantilevered sled base• Sled base available in black only	No Arm	KI60S	<input type="checkbox"/> <input type="checkbox"/>	<input type="checkbox"/> <input type="checkbox"/> <input type="checkbox"/> <input type="checkbox"/>	<input type="checkbox"/> <input type="checkbox"/> <input type="checkbox"/> <input type="checkbox"/> <input type="checkbox"/> <input type="checkbox"/>			
	Fixed Loop Arm	KI60S/KR48	<input type="checkbox"/> <input type="checkbox"/>		<input type="checkbox"/> <input type="checkbox"/> <input type="checkbox"/> <input type="checkbox"/>	<input type="checkbox"/> <input type="checkbox"/> <input type="checkbox"/> <input type="checkbox"/> <input type="checkbox"/> <input type="checkbox"/>			
 IMPR	Impress®Stool <ul style="list-style-type: none">• 2-1/2" thick foam cushioned seat• Synchronized free-floating back• Back height adjustment• Multiple-position back lock• Pedestal base available in black only	No Arm	KI63	<input type="checkbox"/> <input type="checkbox"/>	<input type="checkbox"/> <input type="checkbox"/> <input type="checkbox"/> <input type="checkbox"/>	<input type="checkbox"/> <input type="checkbox"/> <input type="checkbox"/> <input type="checkbox"/> <input type="checkbox"/> <input type="checkbox"/>	<input type="checkbox"/>		
	360° Pivot Arm	KI63/JR30	<input type="checkbox"/> <input type="checkbox"/>	<input type="checkbox"/> <input type="checkbox"/> <input type="checkbox"/> <input type="checkbox"/>	<input type="checkbox"/> <input type="checkbox"/> <input type="checkbox"/> <input type="checkbox"/>	<input type="checkbox"/> <input type="checkbox"/> <input type="checkbox"/> <input type="checkbox"/> <input type="checkbox"/> <input type="checkbox"/>	<input type="checkbox"/>		
	Adjustable T-Arm	KI63/JR37	<input type="checkbox"/> <input type="checkbox"/>	<input type="checkbox"/> <input type="checkbox"/> <input type="checkbox"/> <input type="checkbox"/>	<input type="checkbox"/> <input type="checkbox"/> <input type="checkbox"/> <input type="checkbox"/>	<input type="checkbox"/> <input type="checkbox"/> <input type="checkbox"/> <input type="checkbox"/> <input type="checkbox"/> <input type="checkbox"/>	<input type="checkbox"/>		
	Fixed Loop Arm	KI63/KR48	<input type="checkbox"/> <input type="checkbox"/>	<input type="checkbox"/> <input type="checkbox"/> <input type="checkbox"/> <input type="checkbox"/>	<input type="checkbox"/> <input type="checkbox"/> <input type="checkbox"/> <input type="checkbox"/>	<input type="checkbox"/> <input type="checkbox"/> <input type="checkbox"/> <input type="checkbox"/> <input type="checkbox"/> <input type="checkbox"/>	<input type="checkbox"/>		
	Adjustable Loop Arm	KI63/KR72	<input type="checkbox"/> <input type="checkbox"/>	<input type="checkbox"/> <input type="checkbox"/> <input type="checkbox"/> <input type="checkbox"/>	<input type="checkbox"/> <input type="checkbox"/> <input type="checkbox"/> <input type="checkbox"/>	<input type="checkbox"/> <input type="checkbox"/> <input type="checkbox"/> <input type="checkbox"/> <input type="checkbox"/> <input type="checkbox"/>	<input type="checkbox"/>		
				A	B	C	D	E	F

HOW TO ORDER

Indicate the following information on order form:

1. Quantity of each item.
2. Model number, including options. See "How To Build a Model Number".
3. Any special service required.

Note: •The ☐ indicates that a choice is required.
•The absence of the ☐ indicates that no choice is required.

Some models available with Quick Ship leadtimes. See Quick Ship Price List for details.

HOW TO BUILD A MODEL NUMBER

- A** Select basic model.
- B** Select memory foam
NF = No memory foam
MF = Memory foam; add \$89
 Memory foam for seat only.
- C** Select seat option.
STD = Standard seat
SLD = Sliding seat; add \$46
- D** Select back panel.
Poly = Poly Back
DUB2 = Upholstered back panel; add \$65
- E** Select upholstery grade/color.
 Refer to color addendum at ki.com or in KI Fabrics & Finishes binder.

- F** Select base option.
C = Carpet casters
S = Hard floor casters

UPHOLSTERY INFORMATION

C.O.M. Upholstery
 C.O.M. requirement is 1-1/2 yard of 54" wide nondirectional fabric. For complete information on ordering C.O.M., see "Ordering C.O.M., C.O.V. and C.O.L." section.



Approx. Packaged Weight	Delivered Pricing Fabric Grade Teknit™	Delivered Pricing Fabric Grade 1 & C.O.M.	Delivered Pricing Fabric Grade 2	Delivered Pricing Fabric Grade 3	Delivered Pricing Vinyl Group 2	Delivered Pricing Pallas Fabric Group P1	Delivered Pricing Pallas Fabric Group P2	Delivered Pricing Pallas Fabric Group P3	Delivered Pricing Pallas Fabric Group P4	Delivered Pricing C.O.L.	Delivered Pricing Leather
42#	\$ 604	\$ 491	\$ 510	\$ 527	\$ 527	\$ 600	\$ 637	\$ 669	\$ 701	\$ 699	\$ 757
42#	786	674	692	710	710	783	821	851	883	881	940
51#	731	620	636	654	654	728	766	796	827	825	885
51#	728	616	634	651	651	725	762	793	825	823	881
51#	731	620	636	654	654	728	766	796	827	825	885
37#	\$ 400	\$ 288	\$ 306	\$ 323	\$ 323	\$ 396	\$ 434	\$ 465	\$ 496	\$ 494	\$ 553
46#	524	413	430	447	447	521	558	590	620	618	677
47#	\$ 697	\$ 584	\$ 602	\$ 620	\$ 620	\$ 692	\$ 730	\$ 761	\$ 792	\$ 789	\$ 849
55#	878	767	784	802	802	876	913	943	975	973	1032
56#	823	711	729	746	746	820	858	888	920	918	976
56#	821	708	726	744	744	816	854	886	916	914	973
56#	823	711	729	746	746	820	858	888	920	918	976

OPTIONS

Optional Seat Height

The Task chair has 2 additional seat height options.

To select Low Height (15-3/4" - 18-1/2"), add CYL3 to the end of the model number.

To select Tall Height (19-1/2" - 25-3/4"), add CYL6 to the end of the model number.

Add 1" to dimension if seat slide is selected.

Note: No additional leadtime or upcharge required.

SPECIAL SERVICES

Special Carton Marking

With specially marked information N/C

Shipping

Shipped **k.d. freight prepaid f.o.b. LaVerne, California 91750** factory. Freight class #125.

Specifications and prices are subject to change without prior notice.

Impress®Ultra

General Information



Highback 360 degree Pivot Arm Task Chair (KI78/JR30)



Midback Adj Loop Arm Task Chair (KI74/KR72)



Guest Chair (KI71S)



Stool KI75

Features

Free-floating back	•	•	•
Seat slide	•	•	•
Back height adjustable		•	•
3 position back lock	•	•	•
2-1/2" thick foam cushioned seat	•	•	•

General Dimensions

Seat width	20-1/2"	20-1/2"	20-1/2"	20-1/2"
Seat depth	18" - 19-1/2"	18" - 20-1/2"	19"	18" - 20-1/2"
Seat height	17-3/4" - 22-1/4"	17-3/4" - 22-1/4"	18"	23" - 33"
Back width	20"	20"	20"	20"
Back height (above seat)	19"	17-1/2" - 20-1/2"	22" - 24"	17-1/2" - 20-1/2"

Overall Dimensions

Height	36-1/2" - 41-1/2"	35" - 43"	42"	43" - 57"
Width	26"	26"	24"	26"



Adjustable 360° Pivot Arm (JR30)



Adjustable T Arm (JR37)



Fixed Loop Arm (KR48)



Adjustable Loop Arm (KR72)

SPECIFICATIONS

Mechanism (KI74, KI75 and KI78)

Stamped steel dual housing forms a sturdy cradle for the seat. There are two control levers. One lever actuates the pneumatic cylinder. One lever locks the chair at one of three positions or actuates the free-floating mode. The synchronized 2:1 free floating mode has adjustments of 8° on seat and 16° on back.

Backrest (KI74, KI75, KI78 and KI71S)

Nylon with fiberglass reinforced frame. Back mesh material is polyethylene elastomeric with polyester.

Back Height (KI74 and KI75)

An easy-to-operate mechanism is installed on the back board for adjusting back height 3".

Seat Slider (KI74, KI75 and KI78)

Double spring-loaded: side-mounted, easy-to-use control.

Seat (KI74, KI75 KI78 and KI71S)

Constructed of a 1/2" thick, saddle-shaped

plywood with 2-1/2" thick, molded, high-resilient foam and upholstered. The entire seat assembly is mounted to the mechanism by 4 screws.

Pneumatic Cylinder (KI74 and KI78)
5" travel range.

Pneumatic Cylinder (KI75)
10" travel range.

Base (KI74 and KI78)
25" diameter, five-blade reinforced nylon base. Black only.

Base (KI75)
26" diameter, five-blade reinforced nylon base. Black only.

Sled Base (KI71S)
Sled shape, 1-1/8" diameter steel tube of 13-gauge steel. Black only.

Carpet Casters (KI74, KI75 and KI78)
The double 55mm diameter black wheels are molded of high-impact thermoplastic and are

housed in a high impact frame. Hard floor casters are available.

Adjustable T-Arm (JR37)
Black molded urethane armcap. 3" of height adjustment and 3" of total width adjustment.

Adjustable Loop Arm (KR72)
Black molded urethane armcap. 2-1/2" of height adjustment and 2" of total width adjustment.

Adjustable 360° Pivot Arm (JR30)
Molded urethane armcap pivots 360 degrees and locks in place. Armcap is black. 3" of height adjustment and 3" of total width adjustment.

Fixed Loop Arm (KR48)
Arm is black plastic.

Memory Foam
Double layer of foam. Molded memory foam is layered over molded, high-resiliency foam. Seat only.

Headrest (High Back)

Headrest is black leather with adjustable height and angle.

INFORMATION

C.O.M. Testing and Production Requirements

Not all materials are suitable for upholstering this product. A 1-1/2 yd. x 54" sample must be submitted and approved prior to acceptance of an order. If the fabric is directional in pattern or weave, the direction must be indicated on the submitted sample, and additional yardage may be requested. Test sample must be sent to:

Impress®Ultra
Attn: C.O.M. Department
2009 Wright Ave
La Verne, CA 91750







INFORMATION

Warranty

Refer to KI Terms & Conditions document or visit ki.com

Impress®Ultra

Task Chairs and Stools

MODEL	Features	MODEL NUMBER							
		Basic Model	Memory Foam	Seat Slide	Headrest	Back Panel	Upholstery Color	Base	
 IMPR	Impress®Ultra Task Chair - Mid Back <ul style="list-style-type: none">• Back is black mesh• Seat slide• Back height adjustment	No Arm	KI74	<input type="checkbox"/> <input type="checkbox"/>	SLD		BL	<input type="checkbox"/> <input type="checkbox"/> <input type="checkbox"/> <input type="checkbox"/> <input type="checkbox"/> <input type="checkbox"/>	<input type="checkbox"/>
		360° Pivot Arm	KI74/JR30	<input type="checkbox"/> <input type="checkbox"/>	SLD		BL	<input type="checkbox"/> <input type="checkbox"/> <input type="checkbox"/> <input type="checkbox"/> <input type="checkbox"/> <input type="checkbox"/>	<input type="checkbox"/>
		Adjustable T-Arm	KI74/JR37	<input type="checkbox"/> <input type="checkbox"/>	SLD		BL	<input type="checkbox"/> <input type="checkbox"/> <input type="checkbox"/> <input type="checkbox"/> <input type="checkbox"/> <input type="checkbox"/>	<input type="checkbox"/>
		Fixed Loop Arm	KI74/KR48	<input type="checkbox"/> <input type="checkbox"/>	SLD		BL	<input type="checkbox"/> <input type="checkbox"/> <input type="checkbox"/> <input type="checkbox"/> <input type="checkbox"/> <input type="checkbox"/>	<input type="checkbox"/>
		Adjustable Loop Arm	KI74/KR72	<input type="checkbox"/> <input type="checkbox"/>	SLD		BL	<input type="checkbox"/> <input type="checkbox"/> <input type="checkbox"/> <input type="checkbox"/> <input type="checkbox"/> <input type="checkbox"/>	<input type="checkbox"/>
 IMPR	Impress®Ultra Task Chair - High Back <ul style="list-style-type: none">• Back is black mesh• Seat slide• Without back height adjustment• Headrest is black leather and adjustable	No Arm	KI78	<input type="checkbox"/> <input type="checkbox"/>	SLD	<input type="checkbox"/> <input type="checkbox"/>	BL	<input type="checkbox"/> <input type="checkbox"/> <input type="checkbox"/> <input type="checkbox"/> <input type="checkbox"/> <input type="checkbox"/>	<input type="checkbox"/>
		360° Pivot Arm	KI78/JR30	<input type="checkbox"/> <input type="checkbox"/>	SLD	<input type="checkbox"/> <input type="checkbox"/>	BL	<input type="checkbox"/> <input type="checkbox"/> <input type="checkbox"/> <input type="checkbox"/> <input type="checkbox"/> <input type="checkbox"/>	<input type="checkbox"/>
		Adjustable T-Arm	KI78/JR37	<input type="checkbox"/> <input type="checkbox"/>	SLD	<input type="checkbox"/> <input type="checkbox"/>	BL	<input type="checkbox"/> <input type="checkbox"/> <input type="checkbox"/> <input type="checkbox"/> <input type="checkbox"/> <input type="checkbox"/>	<input type="checkbox"/>
		Fixed Loop Arm	KI78/KR48	<input type="checkbox"/> <input type="checkbox"/>	SLD	<input type="checkbox"/> <input type="checkbox"/>	BL	<input type="checkbox"/> <input type="checkbox"/> <input type="checkbox"/> <input type="checkbox"/> <input type="checkbox"/> <input type="checkbox"/>	<input type="checkbox"/>
		Adjustable Loop Arm	KI78/KR72	<input type="checkbox"/> <input type="checkbox"/>	SLD	<input type="checkbox"/> <input type="checkbox"/>	BL	<input type="checkbox"/> <input type="checkbox"/> <input type="checkbox"/> <input type="checkbox"/> <input type="checkbox"/> <input type="checkbox"/>	<input type="checkbox"/>
 IMPR	Impress®Ultra Task Chair - Guest <ul style="list-style-type: none">• Back is black mesh	No Arm	KI71S	<input type="checkbox"/> <input type="checkbox"/>			BL	<input type="checkbox"/> <input type="checkbox"/> <input type="checkbox"/> <input type="checkbox"/> <input type="checkbox"/> <input type="checkbox"/>	
		Fixed Loop Arm	KI71S/KR48	<input type="checkbox"/> <input type="checkbox"/>			BL	<input type="checkbox"/> <input type="checkbox"/> <input type="checkbox"/> <input type="checkbox"/> <input type="checkbox"/> <input type="checkbox"/>	
 IMPR	Impress®Ultra Stool <ul style="list-style-type: none">• Back is black mesh• Seat slide• Back height adjustment• Chrome plated 20" footring	No Arm	KI75	<input type="checkbox"/> <input type="checkbox"/>	SLD		BL	<input type="checkbox"/> <input type="checkbox"/> <input type="checkbox"/> <input type="checkbox"/> <input type="checkbox"/> <input type="checkbox"/>	<input type="checkbox"/>
		360° Pivot Arm	KI75/JR30	<input type="checkbox"/> <input type="checkbox"/>	SLD		BL	<input type="checkbox"/> <input type="checkbox"/> <input type="checkbox"/> <input type="checkbox"/> <input type="checkbox"/> <input type="checkbox"/>	<input type="checkbox"/>
		Adjustable T-Arm	KI75/JR37	<input type="checkbox"/> <input type="checkbox"/>	SLD		BL	<input type="checkbox"/> <input type="checkbox"/> <input type="checkbox"/> <input type="checkbox"/> <input type="checkbox"/> <input type="checkbox"/>	<input type="checkbox"/>
		Fixed Loop Arm	KI75/KR48	<input type="checkbox"/> <input type="checkbox"/>	SLD		BL	<input type="checkbox"/> <input type="checkbox"/> <input type="checkbox"/> <input type="checkbox"/> <input type="checkbox"/> <input type="checkbox"/>	<input type="checkbox"/>
		Adjustable Loop Arm	KI75/KR72	<input type="checkbox"/> <input type="checkbox"/>	SLD		BL	<input type="checkbox"/> <input type="checkbox"/> <input type="checkbox"/> <input type="checkbox"/> <input type="checkbox"/> <input type="checkbox"/>	<input type="checkbox"/>

A

B

C

D

E

F

G

HOW TO ORDER

Indicate the following information on order form:

1. Quantity of each item.
2. Model number, including options. See "How To Build a Model Number".
3. Any special service required.

Note: •The ☐ indicates that a choice is required.
•The absence of the ☐ indicates that no choice is required.

HOW TO BUILD A MODEL NUMBER

- A

Select basic model.
- B

Select memory foam.

NF

= No memory foam

MF

= Memory foam; add \$90

Memory foam for seat only.

C

Select seat option.

SLD

= Sliding seat

D

Select headrest.

NH

= No headrest (standard)

HR

= Headrest; add \$133

E

Select back panel.

BL

= Black

F

Select upholstery grade/color.

Refer to color addendum at ki.com or in KI Fabrics & Finishes binder. and the separate Teknit Swatch card.

- G

Select base option.

C

= Carpet casters

S

= Hard floor casters

UPHOLSTERY INFORMATION

C.O.M. Upholstery
C.O.M. requirement for less than five chairs is 1 yard of 54" wide nondirectional fabric, for five or more chairs it is 3/4" of 54" wide nondirectional fabric. For complete information on ordering C.O.M., see "Ordering C.O.M., C.O.V. and C.O.L." section.



Approx. Packaged Weight	Delivered Pricing Fabric Grade Teknit™	Delivered Pricing Fabric Grade 1 & C.O.M.	Delivered Pricing Fabric Grade 2	Delivered Pricing Fabric Grade 3	Delivered Pricing Vinyl Group 2	Delivered Pricing Pallas Fabric Group P1	Delivered Pricing Pallas Fabric Group P2	Delivered Pricing Pallas Fabric Group P3	Delivered Pricing Pallas Fabric Group P4	Delivered Pricing Leather
46#	\$ 646	\$ 646	\$ 685	\$ 691	\$ 691	\$ 717	\$ 736	\$ 757	\$ 779	\$ 824
54#	831	831	871	877	877	902	922	943	966	1009
54#	775	775	814	820	820	845	866	886	909	952
54#	767	767	807	813	813	838	858	879	901	946
54#	775	775	814	820	820	845	866	886	909	952
54#	\$ 646	\$ 646	\$ 685	\$ 691	\$ 691	\$ 717	\$ 736	\$ 757	\$ 779	\$ 824
62#	831	831	871	877	877	902	922	943	966	1009
62#	775	775	814	820	820	845	866	886	909	952
62#	767	767	807	813	813	838	858	879	901	946
62#	775	775	814	820	820	845	866	886	911	952
37#	\$ 378	\$ 378	\$ 418	\$ 424	\$ 424	\$ 448	\$ 470	\$ 490	\$ 513	\$ 555
45#	500	500	540	546	546	570	591	612	635	677
58#	\$ 752	\$ 752	\$ 791	\$ 796	\$ 796	\$ 822	\$ 842	\$ 863	\$ 885	\$ 929
66#	937	937	976	983	983	1008	1028	1048	1071	1115
66#	880	880	920	925	925	951	972	992	1015	1058
66#	873	873	913	918	918	943	964	985	1007	1050
66#	880	880	920	925	925	951	972	992	1015	1058

OPTIONS

Optional Seat Height

The Task chair has 2 additional seat height options.

To select Low Height (16-3/4" - 19-1/2"), add CYL3 to the end of the model number.

To select Tall Height (20-1/2" - 26-3/4"), add CYL6 to the end of the model number.

Note: No additional leadtime or upcharge required.

SPECIAL SERVICES

Special Carton Marking

With specially marked information N/C

Shipping

Shipped **k.d. freight prepaid f.o.b. LaVerne, California 91750** factory. Freight class #125.

Specifications and prices are subject to change without prior notice.



Impulse® Armchair
(IMP/BL/HPL)

Features	
Back flex	•
Seat depth adjustment	•
Forward seat tilt	•
Variable position back lock	•
Lumbar adjustment	•
General Dimensions	
Seat width	19"
Seat depth	16" - 19"
Back width (at lumbar)	17"
Back height (above seat)	23"
Overall Dimensions	
Width	26-1/4"
Depth	26-1/4"
Height	42-5/8"
Seat height	16" - 20-5/8"



Fixed Armrest ("FA")



Height Adjustable/360° Pivot Armrest ("AA")



Height Adjustable/Partial Pivot/Width Adjustable
Armrest ("HPL")

SPECIFICATIONS

Finish
With exceptions to follow, all visible plastic components are always flannel. The casters, base trim ring, tilt tension knob and arm actuation buttons are always black. Back supports are offered in powder coat paint.

Seat
The seat is constructed of molded polypropylene seat board covered with a nominal 1-3/4" thick molded foam cushion and fabric or leather. An integral seat slide button is attached to the underside of the seat, which allows the seat depth to be adjusted from 16" to 19". A textured polypropylene seat shroud attaches to the bottom seat and permits access to the seat slide button. The entire seat assembly is mounted through slots in the mechanism that allow the seat to slide in and out.

Backrest
The backrest is constructed of two separate

parts, each of which has the same basic board/foam/upholstery material/shroud construction as described for the seat. The lower pad, the lumbar pad, is attached to the upper backrest via a flexible tongue that slides within the upper backrest and is secured with two slide washers. Two die cast aluminum support arms are mounted to the tilt mechanism and are attached to both the upper backrest and lumbar using special threaded fasteners. Further, the lumbar attachment includes nylon slides to permit 2" of vertical adjustment of the lumbar pad.

Synchronized Tilt Mechanism
A stamped and welded steel housing contains a set of torsion bars that supply the resistance force of the mechanism. Controls include a forward tilt lockout, three position back angle lock, tilt tension control and pneumatic seat height lever. The seat is normally in a 2° reclined position. When the forward tilt lock is disengaged the seat tilts to a 2° forward position. The backrest tension can be increased or decreased by turning the tension

dial to set the desired amount of preload on the torsion springs. The seat height can be pneumatically adjusted from 16" to 20-5/8" with infinite selection within the range.

Base
The Impulse® chair base is injection molded nylon and is always flannel. The base measures 26-1/4" in diameter and comes with 60mm (2.4") casters.

Fixed Armrest ("FA")
A curved and angled-forward arm support that is molded from reinforced nylon, supports a self-skinning urethane armrest. The armrests are spaced 19" apart. Arm supports are flannel. The nylon supports are bolted to the bottom of the mechanism with four 5/16" bolts and are field-installable.

Height Adjustable 360° Pivoting

Armrests ("AA")
A curved and angled-forward arm support that is molded from reinforced nylon supports a height adjustable reinforced nylon sleeve that allows for 4" of vertical adjustment from 6" to 10" above the seat. The armrest height is adjusted by pressing a button mounted in the sleeve. The sleeve supports a self-skinning urethane armrest that pivots 360° from a point near the back of the armrest. The armrest has 4 detents that allow the armrest to snap into position: one straightforward, one each at 20° inward and 20° outward, and one at 180° reversed back position. The armrests are spaced 18-1/2" apart. Arm supports are flannel. The nylon supports are bolted to the bottom of the mechanism with four 5-16" bolts and are field-installable.

Height Adjustable/Partial Pivot/Width Adjustable Armrest ("HPL")
The HPL armrests have the same function and construction as the HP arms, with addition of lateral adjustment of the armcaps. Each armcap moves 1-1/8" in both directions for a total



adjustment 4-1/2", from an inside dimension of 16-3/4" to 21-1/4". The arms attach to the chair with (4) 5/16" bolts and are field-installable.

INFORMATION

C.O.M. Testing and Production Requirements

Not all materials are suitable for upholstering this product. A 1 yd. x 54" sample must be submitted and approved prior to acceptance of an order. Upholstered only and cushioned/upholstered chairs must be tested separately. If the fabric is directional in pattern or weave, the direction must be indicated on the submitted sample, and additional yardage may be requested. Customer's own vinyl cannot be used on this product.

Test samples must be sent to:

Attn: C.O.M. Specialist
1330 Bellevue Street
Green Bay, WI 54302

Design

Designed by Giancarlo Piretti and manufactured in the USA by Krueger International, Inc. under license from Pro-Cord S.p.A.

INFORMATION

Warranty

Refer to KI Terms & Conditions document or visit ki.com



IMPP

Note:

- The ☐ indicates that a choice is required.
- The absence of the ☐ indicates that no choice is required.

Refer to color addendum at ki.com or in
KI Fabrics & Finishes binder.

C.O.M. requirement for 10 chairs or less is 1 yard per chair of 54" wide fabric. For orders of 11 or more chairs and for complete information on ordering C.O.M. and C.O.V., see "Ordering C.O.M. and C.O.V." section.



Delivered Pricing Fabric Grade 1 & C.O.M.	Delivered Pricing Fabric Grade 2	Delivered Pricing Fabric Grade 3	Delivered Pricing Vinyl Group 2	Delivered Pricing C.O.V.	Delivered Pricing Pallas Fabric Group P1	Delivered Pricing Pallas Fabric Group P2	Delivered Pricing Pallas Fabric Group P3	Delivered Pricing Pallas Fabric Group P4	Delivered Pricing Leather
\$ 661	\$ 673	\$ 677	\$ 677	\$ 661	\$ 738	\$ 760	\$ 785	\$ 812	\$ 1152
795	807	811	811	795	872	894	919	945	1286
874	886	890	890	874	952	973	998	1025	1366
956	967	971	971	956	1033	1056	1080	1107	1448

SPECIAL SERVICES
Special Carton Marking

With specially marked information N/C

Shipping

 Shipped **assembled freight prepaid f.o.b. Green Bay, Wisconsin 54302** factory.
Freight class #125.

Specifications and prices are subject to change without prior notice.



Kismet® Midback Task
Chair-Simple Function
(KI42)



Kismet® Midback Task
Chair-Advanced Function
(KI44)



Kismet® Highback Task
Chair-Simple Function
(KI46)



Kismet® Highback Task
Chair-Advanced Function
(KI48)

Features

Seat depth adjustment	•		•	
Seat angle adjustment		•		•
Back height adjustment	•	•	•	•
Back angle adjustment		•		•
Fixed or free-floating seat and back				•

General Dimensions

Seat width	18"	18"	19"	19"
Seat depth	18"	18"	19"	19"
Back width	17"	17"	19"	19"
Back height	15"	15"	17-1/2"	17-1/2"
Seat height	16-1/2" - 21-1/2"	16-1/2" - 21-1/2"	16-1/2" - 21-1/2"	16-1/2" - 21-1/2"
Overall height	33" - 41"	33" - 41"	35" - 43"	35" - 43"
Overall width	24"	24"	24"	24"



BR2



BR5

SPECIFICATIONS

Seat (KI42, KI44)

The size of the seat is 18" wide by 18" deep. The seat is constructed of a 1/2" thick, formed plywood seat board with 2" molded foam. The foam covered seat board is upholstered with fabric. The entire seat assembly is mounted to the mechanism by 6 screws. A textured black plastic shroud attaches to the bottom of the seat. Model KI42 has an integral seat depth adjustment knob is attached to the underside of the mechanism, which allows the seat depth to be adjusted from 18" to 20". On model KI44, the seat depth cannot be adjusted.

Seat (KI46, KI47, KI48, KI48S)

The size of the seat is 19" wide by 19" deep. The seat is constructed of a 1/2" thick, formed plywood seat board with 2" molded foam. The foam covered seat board is upholstered with fabric. The entire seat assembly is mounted to the mechanism by 6 screws. A textured black plastic shroud attaches to the

bottom of the seat. Models KI46, KI47 and KI48S, have an integral seat depth adjustment knob is attached to the underside of the mechanism, which allows the seat depth to be adjusted from 19" to 21". On model KI48, the seat depth cannot be adjusted.

Backrest (KI42 and KI44)

The size of the backrest is 17" wide by 15" high. The backrest has the same basic construction as the seat. In addition, the backrest is mounted onto a pivot joint at one end of the upright that provides the pivot function of the backrest. The height of the backrest can be adjusted in a 3" range by a height adjustment knob.

Backrest (KI46, KI47, KI48 and KI48S)

The size of the backrest is 19" wide by 17-1/2" high. The backrest has the same basic construction as the seat. The back also includes an adjustment knob that allows the backrest to be raised or lowered 3" vertically along the J-bar; KI48 has a 3-1/2" range. In addition, the backrest is mounted onto a pivot

joint providing pivot function of the backrest.

T-Nut

All the T-nuts used in the plywood are rivet type to prevent their popping-off from the plywood.

Mechanism (KI42, KI46, and KI47)

A stamped and welded steel housing forms a sturdy cradle for the seat. A lever actuates the pneumatic cylinder, which adjusts the seat height from 16-1/2" to 21-1/2" with infinite selection within the range; KI47's range is 23" to 33".

Mechanism (KI44)

A stamped and welded steel housing forms a sturdy cradle for the seat. A lever actuates the pneumatic cylinder, which adjusts the seat height from 16-1/2" to 21-1/2" with infinite selection within the range. Another lever controls the tilting angles of both the seat and the back. Two sets of brake plates independently hold the seat and back at desired angles when the lever is released. The seat has 10° of

angle adjustment. The back has 20° of angle adjustment.

Mechanism (KI48)

A stamped and welded steel housing forms a sturdy cradle for the seat. There are three control levers. One lever actuates the pneumatic cylinder, which adjusts the seat height from 16-1/2" to 21-1/2" with infinite selection within the range. One lever adjusts the tilting angle of the seat, or sets the seat in free-floating mode. One lever adjusts the tilting angle of the back, or sets the back in free-floating mode. The seat has 10° of angle adjustment. The back has 20° of angle adjustment.

Hardware

All the hardware is metric threaded. Screws and bolts are treated with self-locking material to prevent their backing-out.

Base (KI42, KI44, KI46 and KI48)

The 24" diameter, five-blade black base is molded from reinforced nylon. A telescoping cylinder shroud conceals pneumatic cylinder.


**Kismet® Highback Stool
(KI47)**

**Kismet® Highback Guest
Chair (KI48S)**

**Kismet® Width
Adjustable Loop Arm
(BR2 (Arms Only))**

**Kismet® Height and
Width Adjustable T-Arm
(BR5 (Arms Only))**
Features

Seat depth adjustment	•	•	
Back height adjustment	•	•	
Width adjustable arms			•
Width and height adjustable arms			•

General Dimensions

Seat width	19"	19"	
Seat depth	19"	19"	
Back width	19"	19"	
Back height	17-1/2"	17-1/2"	
Seat height	23" - 33"	18"	
Overall height	42" - 55"	37" - 39"	
Overall width	25"	20"	

Base (KI47)

The 25" diameter, five-blade black base is made of steel tubing with decorative plastic cover on top. A telescoping cylinder shroud conceals the pneumatic cylinder.

Base (KI48S)

The sled base is formed from 1-1/8" diameter, 2.2mm thickness steel tubing with black powder coat finish. Long stem front glides are standard.

Footring

The 20" black, reinforced nylon footring can be set at proper height by tightening a knob. Chrome finish, steel tube footring optional.

Carpet Casters

The double 50mm diameter black wheels are molded of high-impact thermoplastic and are housed in a high-impact plastic frame. Carpet and hard floor casters are available.

Optional Arm Kits (Black Only)

An E-bracket mounted under the seat accepts

both the left and right arms. The arm frame can slide in and out of the E-bracket for proper seating width adjustment.

Loop Arm (BR2)

1-1/4" each side width adjustable arms.

T-Arm (BR5)

1-1/4" each side width and 2-1/2" height adjustable T-arms.

INFORMATION
C.O.M. Testing and Production Requirements

Not all materials are suitable for upholstering this product. A 1 yd. x 54" sample must be submitted and approved prior to acceptance of an order. If the fabric is directional in pattern or weave, the direction must be indicated on the submitted sample, and additional yardage may be requested.

Test samples must be sent to:



Kismet®
 Attn: C.O.M. Department
 2009 Wright Ave.
 La Verne, CA 91750

INFORMATION
Warranty

Refer to KI Terms & Conditions document or visit ki.com

Kismet®

Task, Stool, Guest Chairs

MODEL		Features	MODEL NUMBER			Approx. Packaged Weight
			Basic Model	Upholstery Color	Base	
 KISM	Midback Task Chair, Simple Function <ul style="list-style-type: none">• Swivel seat• Back height adjustment• Seat depth adjustment• T-arm or loop arm option• Pedestal base available in black only	No Arm	KI42/NA	<input type="checkbox"/> <input type="checkbox"/> <input type="checkbox"/> <input type="checkbox"/> <input type="checkbox"/>	<input type="checkbox"/>	30#
	Loop Arm	KI42/BR2	<input type="checkbox"/> <input type="checkbox"/> <input type="checkbox"/> <input type="checkbox"/> <input type="checkbox"/>	<input type="checkbox"/>	30#	
	T-Arm	KI42/BR5	<input type="checkbox"/> <input type="checkbox"/> <input type="checkbox"/> <input type="checkbox"/> <input type="checkbox"/>	<input type="checkbox"/>	30#	
 KISM	Midback Task Chair, Advanced Function <ul style="list-style-type: none">• Back angle adjusts• Seat angle adjusts• Back height adjustment• T-arm or loop arm option• Pedestal base available in black only	No Arm	KI44/NA	<input type="checkbox"/> <input type="checkbox"/> <input type="checkbox"/> <input type="checkbox"/> <input type="checkbox"/>	<input type="checkbox"/>	34#
	Loop Arm	KI44/BR2	<input type="checkbox"/> <input type="checkbox"/> <input type="checkbox"/> <input type="checkbox"/> <input type="checkbox"/>	<input type="checkbox"/>	34#	
	T-Arm	KI44/BR5	<input type="checkbox"/> <input type="checkbox"/> <input type="checkbox"/> <input type="checkbox"/> <input type="checkbox"/>	<input type="checkbox"/>	34#	
		A	B	C		

HOW TO ORDER

Indicate the following information on order form:

1. Quantity of each item.
2. Model number, including options. See "How To Build a Model Number".
3. Any special service required.

Note: •The ☐ indicates that a choice is required.
•The absence of the ☐ indicates that no choice is required.

Some models available with Quick Ship leadtimes. See Quick Ship Price List for details.

HOW TO BUILD A MODEL NUMBER

- A** Select basic model.
- B** Select upholstery grade/color. Refer to color addendum at ki.com or in KI Fabrics & Finishes binder.
- C** Select base option.
C = Carpet casters
S = Hard floor casters

UPHOLSTERY INFORMATION

C.O.M. Upholstery
C.O.M. requirement is 1 yard of 54" wide nondirectional fabric. For complete information on ordering C.O.M., see "Ordering C.O.M., C.O.V. and C.O.L." section.



Delivered Pricing Fabric Grade 1 & C.O.M.	Delivered Pricing Fabric Grade 2	Delivered Pricing Fabric Grade 3	Delivered Pricing Vinyl Group 2	Delivered Pricing Pallas Fabric Group P1	Delivered Pricing Pallas Fabric Group P2	Delivered Pricing Pallas Fabric Group P3	Delivered Pricing Pallas Fabric Group P4
\$ 254	\$ 263	\$ 269	\$ 269	\$ 348	\$ 366	\$ 389	\$ 411
307	316	323	323	401	420	442	465
319	326	333	333	410	429	452	476
\$ 301	\$ 308	\$ 319	\$ 319	\$ 393	\$ 412	\$ 436	\$ 459
353	361	370	370	444	465	487	510
364	371	381	381	456	476	498	520

SPECIAL SERVICES
Special Carton Marking

With specially marked information N/C



Shipping

 Shipped **k.d. freight prepaid f.o.b.**
LaVerne, California 91750 factory. Freight
 class #125.

 Specifications and prices are subject to change
 without prior notice.

Kismet®

Task, Stool, Guest Chairs

MODEL	Features	MODEL NUMBER			Approx. Packaged Weight
		Basic Model	Upholstery Color	Base	
 KISM	Highback Task Chair, Simple Function <ul style="list-style-type: none">• Swivel seat• Back height adjustment• Seat depth adjustment• T-arm or loop arm option• Pedestal base available in black only	No Arm	KI46/NA	<input type="checkbox"/> <input type="checkbox"/> <input type="checkbox"/> <input type="checkbox"/> <input type="checkbox"/> <input type="checkbox"/>	35#
	Loop Arm	KI46/BR2	<input type="checkbox"/> <input type="checkbox"/> <input type="checkbox"/> <input type="checkbox"/> <input type="checkbox"/> <input type="checkbox"/>	<input type="checkbox"/>	35#
	T-Arm	KI46/BR5	<input type="checkbox"/> <input type="checkbox"/> <input type="checkbox"/> <input type="checkbox"/> <input type="checkbox"/> <input type="checkbox"/>	<input type="checkbox"/>	35#
 KISM	Highback Task Chair, Advanced Function <ul style="list-style-type: none">• Back angle adjustment• Seat angle adjustment• Back height adjustment• T-arm or loop arm option• Fixed or free-floating seat and back• Pedestal base available in black only	No Arm	KI48/NA	<input type="checkbox"/> <input type="checkbox"/> <input type="checkbox"/> <input type="checkbox"/> <input type="checkbox"/> <input type="checkbox"/>	40#
	Loop Arm	KI48/BR2	<input type="checkbox"/> <input type="checkbox"/> <input type="checkbox"/> <input type="checkbox"/> <input type="checkbox"/> <input type="checkbox"/>	<input type="checkbox"/>	40#
	T-Arm	KI48/BR5	<input type="checkbox"/> <input type="checkbox"/> <input type="checkbox"/> <input type="checkbox"/> <input type="checkbox"/> <input type="checkbox"/>	<input type="checkbox"/>	40#
		A	B	C	

HOW TO ORDER

Indicate the following information on order form:

1. Quantity of each item.
2. Model number, including options. See "How To Build a Model Number".
3. Any special service required.

Note: •The ☐ indicates that a choice is required.
•The absence of the ☐ indicates that no choice is required.

Some models available with Quick Ship leadtimes. See Quick Ship Price List for details.

HOW TO BUILD A MODEL NUMBER

- A** Select basic model.
- B** Select upholstery grade/color. Refer to color addendum at [ki.com](#) or in KI Fabrics & Finishes binder.
- C** Select base option.
C = Carpet casters
S = Hard floor casters

UPHOLSTERY INFORMATION

C.O.M. Upholstery
C.O.M. requirement is 1 yard of 54" wide nondirectional fabric. For complete information on ordering C.O.M., see "Ordering C.O.M., C.O.V. and C.O.L." section.



Delivered Pricing Fabric Grade 1 & C.O.M.	Delivered Pricing Fabric Grade 2	Delivered Pricing Fabric Grade 3	Delivered Pricing Vinyl Group 2	Delivered Pricing Pallas Fabric Group P1	Delivered Pricing Pallas Fabric Group P2	Delivered Pricing Pallas Fabric Group P3	Delivered Pricing Pallas Fabric Group P4
\$ 277	\$ 286	\$ 293	\$ 293	\$ 369	\$ 388	\$ 411	\$ 432
330	339	347	347	423	441	465	485
340	350	356	356	432	451	476	497
\$ 372	\$ 383	\$ 389	\$ 389	\$ 465	\$ 484	\$ 508	\$ 530
425	435	441	441	517	537	560	582
437	445	452	452	529	548	572	594

SPECIAL SERVICES

Special Carton Marking

With specially marked information N/C





Shipping

Shipped **k.d. freight prepaid f.o.b.**
LaVerne, California 91750 factory. Freight
class #125.

Specifications and prices are subject to change
without prior notice.

Kismet®

Task, Stool, Guest Chairs

MODEL	Features	MODEL NUMBER			Approx. Packaged Weight
		Basic Model	Upholstery Color	Base	
 KISM	Highback Stool <ul style="list-style-type: none">• Swivel seat• Back height adjustment• Seat depth adjustment• Seat height from 23" -33"• T-arm or loop arm option• Pedestal base available in black only	No Arm, Plastic Footring	KI47/NA/PL	<input type="checkbox"/> <input type="checkbox"/> <input type="checkbox"/> <input type="checkbox"/> <input type="checkbox"/> <input type="checkbox"/>	39#
		No Arm, Chrome Footring	KI47/NA/CH	<input type="checkbox"/> <input type="checkbox"/> <input type="checkbox"/> <input type="checkbox"/> <input type="checkbox"/> <input type="checkbox"/>	39#
		Loop Arm, Plastic Footring	KI47/BR2/PL	<input type="checkbox"/> <input type="checkbox"/> <input type="checkbox"/> <input type="checkbox"/> <input type="checkbox"/> <input type="checkbox"/>	39#
		Loop Arm, Chrome Footring	KI47/BR2/CH	<input type="checkbox"/> <input type="checkbox"/> <input type="checkbox"/> <input type="checkbox"/> <input type="checkbox"/> <input type="checkbox"/>	39#
		T-Arm, Plastic Footring	KI47/BR5/PL	<input type="checkbox"/> <input type="checkbox"/> <input type="checkbox"/> <input type="checkbox"/> <input type="checkbox"/> <input type="checkbox"/>	39#
		T-Arm, Chrome Footring	KI47/BR5/CH	<input type="checkbox"/> <input type="checkbox"/> <input type="checkbox"/> <input type="checkbox"/> <input type="checkbox"/> <input type="checkbox"/>	39#
 KISM	Highback Guest Chair <ul style="list-style-type: none">• Back height adjustment• Seat depth adjustment• Cantilevered sled base• Front glides standard• T-arm or loop arm option• Pedestal base available in black only	No Arm	KI48S/NA	<input type="checkbox"/> <input type="checkbox"/> <input type="checkbox"/> <input type="checkbox"/> <input type="checkbox"/> <input type="checkbox"/>	30#
		Loop Arm	KI48S/BR2	<input type="checkbox"/> <input type="checkbox"/> <input type="checkbox"/> <input type="checkbox"/> <input type="checkbox"/> <input type="checkbox"/>	30#
		T-Arm	KI48S/BR5	<input type="checkbox"/> <input type="checkbox"/> <input type="checkbox"/> <input type="checkbox"/> <input type="checkbox"/> <input type="checkbox"/>	30#
 HRDPT	Loop Arms (Arms Only) <ul style="list-style-type: none">• 2-1/2" width range• Available on all chairs• Black only• Set of two		BR2		5#
 HRDPT	T-Arms (Arms Only) <ul style="list-style-type: none">• 2-1/2" height range• 2-1/2" width range• Available on all chairs• Black only• Set of two		BR5		5#

A

B

C

HOW TO ORDER

Indicate the following information on order form:

1. Quantity of each item.
2. Model number, including options. See "How To Build a Model Number".
3. Any special service required.

Note:

- The ☐ indicates that a choice is required.
- The absence of the ☐ indicates that no choice is required.

Some models available with Quick Ship leadtimes. See Quick Ship Price List for details.

HOW TO BUILD A MODEL NUMBER

- A

Select basic model.
- B

Select upholstery grade/color.
Refer to color addendum at ki.com or in KI Fabrics & Finishes binder.
- C

Select base option.

C

= Carpet casters

S

= Hard floor casters

UPHOLSTERY INFORMATION

C.O.M. Upholstery
C.O.M. requirement is 1 yard of 54" wide nondirectional fabric. For complete information on ordering C.O.M., see "Ordering C.O.M., C.O.V. and C.O.L." section.



Delivered Pricing Unupholstered	Delivered Pricing Fabric Grade 1 & C.O.M.	Delivered Pricing Fabric Grade 2	Delivered Pricing Fabric Grade 3	Delivered Pricing Vinyl Group 2	Delivered Pricing Pallas Fabric Group P1	Delivered Pricing Pallas Fabric Group P2	Delivered Pricing Pallas Fabric Group P3	Delivered Pricing Pallas Fabric Group P4
N/A	\$ 351	\$ 360	\$ 367	\$ 367	\$ 444	\$ 462	\$ 485	\$ 508
N/A	392	402	408	408	485	504	527	550
N/A	403	411	420	420	497	514	538	560
N/A	444	454	461	461	538	555	580	602
N/A	413	424	430	430	508	525	550	572
N/A	457	465	472	472	550	567	591	614
N/A	\$ 249	\$ 257	\$ 264	\$ 264	\$ 340	\$ 360	\$ 384	\$ 405
N/A	302	311	317	317	393	412	437	459
N/A	313	321	328	328	404	424	446	469

Mesa™

General Information



Mesa™ (Traditional)

Features	
Dimensions	
Overall width	26.5"
Overall depth	25.5"
Overall height	38" - 45"



2 Base - Polished aluminum with black hooded casters.



4 Base - Matte black understructure, bullnose edge wood caps with black hooded casters.



8 Base - Matte black understructure, grooved edge wood caps with black hooded casters.



9 Base - Matte black with black hooded casters.

SPECIFICATIONS

Complimentary Furniture

The following lounge collections offer complimentary furniture that creates continuity and a cohesive look throughout a facility. These complimentary pieces can be found in other sections of the KI price list.

MESA - Mesa™ Lounge Seating

QUATRO - Quatro™ Guest Seating

UPHOLSTERY INFORMATION

C.O.M. Fabric

For C.O.M. fabric sent to KI-High Point on multiple rolls, add an additional yard of fabric per roll to the yardage requirements. Multiple rolls have shorter pieces of fabric on them and do not allow nesting and stacking of the fabric to achieve the best yield as is done with one large roll. This results in yardage shortages and requests for additional fabric from the client, which can hold up the order. For each

roll that is sent, one yard needs to be added and needs to be added to one of the rolls, not separately.

SPECIAL FINISH MATCHES

KI can match special finish requests at an upcharge of \$58 List per item, up to 12 or a maximum charge of \$627 List per order per color. Special finish requests must be sent to your KI customer service representative.

Upon receipt from KI, the finishing department will prepare a "strike-off" which will be sent to the customer for approval.

The approval form accompanying the strike-off should be faxed to your KI customer service representative. Upon receipt of the signed approval form, KI will proceed with the order. Disapproved samples may be sent back to KI directly with an explanation of disapproval. A Special Finish Number (SFN) will be assigned to this finish sample for future reference or reorders.



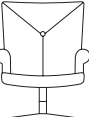



INFORMATION

Warranty

Refer to KI Terms & Conditions document or
visit ki.com

Mesa™
Task Chairs

			MODEL NUMBER							Approx. Packaged Weight
			Basic Model	Non-Contrast or Fabric Contrast 1	Fabric Contrast 2	Lift	Button Option	TB133	Wood Finish	
Features		COM								
  MSTS Swivel Tilt Chair • 1 = Top back panel, arm panels and button (Fabric Contrast 1) C.O.M. = .75 yd • 2 = Body (Fabric Contrast 2) C.O.M. = 2.5 yd	2 Base, Non-contrast	2.5 yd	7225/2	□□□□		□□□□	□□□	□□□		75#
	2 Base, Contrast		7225/2/FC	□□□□	□□□□	□□□□	□□□	□□□		75#
	4 Base, Non-contrast	2.5 yd	7225/4	□□□□		□□□□	□□□	□□□	□□□	75#
	4 Base, Contrast		7225/4/FC	□□□□	□□□□	□□□□	□□□	□□□	□□□	75#
	8 Base, Non-contrast	2.5 yd	7225/8	□□□□		□□□□	□□□	□□□	□□□	75#
	8 Base, Contrast		7225/8/FC	□□□□	□□□□	□□□□	□□□	□□□	□□□	75#
	9 Base, Non-contrast	2.5 yd	7225/9	□□□□		□□□□	□□□	□□□		75#
	9 Base, Contrast		7225/9/FC	□□□□	□□□□	□□□□	□□□	□□□		75#
  MSTS High Back Swivel Tilt Chair • 1 = Top back panel, arm panels and button (Fabric Contrast 1) C.O.M. = .75 yd • 2 = Body (Fabric Contrast 2) C.O.M. = 3 yd	2 Base, Non-contrast	3 yd	7226/2	□□□□		□□□□	□□□	□□□		80#
	2 Base, Contrast		7226/2/FC	□□□□	□□□□	□□□□	□□□	□□□		80#
	4 Base, Non-contrast	3 yd	7226/4	□□□□		□□□□	□□□	□□□	□□□	80#
	4 Base, Contrast		7226/4/FC	□□□□	□□□□	□□□□	□□□	□□□	□□□	80#
	8 Base, Non-contrast	3 yd	7226/8	□□□□		□□□□	□□□	□□□	□□□	80#
	8 Base, Contrast		7226/8/FC	□□□□	□□□□	□□□□	□□□	□□□	□□□	80#
	9 Base, Non-contrast	3 yd	7226/9	□□□□		□□□□	□□□	□□□		80#
	9 Base, Contrast		7226/9/FC	□□□□	□□□□	□□□□	□□□	□□□		80#
			A	B	C	D	E	F	G	

HOW TO ORDER

Indicate the following information on order form:

- 1. Quantity of each item.
- 2. Model number, including options. See "How To Build a Model Number".
- 3. Any special service required.

Note: •The □ indicates that a choice is required.
•The absence of the □ indicates that no choice is required.

Some models available with Quick Ship leadtimes. See Quick Ship Price List for details.

HOW TO BUILD A MODEL NUMBER

- A** Select basic model.
- B** Select non-contrast or fabric contrast 1. Refer to Upholstery Fabric cards in the KI Fabrics & Finishes binder.
- C** Select fabric contrast 2. Refer to Upholstery Fabric cards in the KI Fabrics & Finishes binder.
- D** Select lift option.
KTGL = Knee tilt/gas lift
STD = Standard gas lift/control
For knee tilt/gas lift mechanism, add \$104 to list price.
- E** Select button option.
NBT = No button
UB = Upholstered (standard)
WBT = Wood, finish to match legs

- F** Select TB133
NFR = No TB133 fire retardant
FR = Fire retardant
This option is only available if no button is specified.
See pricing column for TB133 upcharge.
- G** Select wood finish color.
Refer to color addendum at ki.com or in KI Price List or KI Fabrics & Finishes binder.

KENSINGTON MAPLE UPCHARGE

Kensington Maple requires extended lead-times.

Model				
7225/4	\$53	7225/4/FC	\$53	
7225/8	\$53	7225/8/FC	\$53	
7226/4	\$53	7226/4/FC	\$53	
7226/8	\$53	7226/8/FC	\$53	

Wood Button \$5



Delivered Pricing C.O.M.	Grade C	Grade D	Grade E & C.O.L.	Grade F	Grade G	Grade H	Grade I	Grade J	Grade K	Grade L Leather	Grade M Leather	TB133 add to list price
\$ 1120	\$ 1137	\$ 1170	\$ 1207	\$ 1233	\$ 1285	\$ 1338	\$ 1440	\$ 1569	\$ 1699	\$ 1828	\$ 2088	\$ 247
1165	1182	1216	1253	1280	1331	1384	1487	1615	1745	1875	2134	247
1120	1137	1170	1207	1233	1285	1338	1440	1569	1699	1828	2088	247
1165	1182	1216	1253	1280	1331	1384	1487	1615	1745	1875	2134	247
1120	1137	1170	1207	1233	1285	1338	1440	1569	1699	1828	2088	247
1165	1182	1216	1253	1280	1331	1384	1487	1615	1745	1875	2134	247
1000	1016	1047	1086	1113	1164	1217	1321	1449	1577	1707	1967	247
1045	1062	1093	1132	1159	1211	1263	1366	1495	1624	1753	2014	247
\$ 1181	\$ 1200	\$ 1233	\$ 1276	\$ 1303	\$ 1362	\$ 1419	\$ 1532	\$ 1671	\$ 1814	\$ 1954	\$ 2237	\$ 269
1227	1246	1280	1322	1350	1408	1465	1577	1716	1859	2000	2284	269
1181	1200	1233	1276	1303	1362	1419	1532	1671	1814	1954	2237	269
1227	1246	1280	1322	1350	1408	1465	1577	1716	1859	2000	2284	269
1181	1200	1233	1276	1303	1362	1419	1532	1671	1814	1954	2237	269
1227	1246	1280	1322	1350	1408	1465	1577	1716	1859	2000	2284	269
1056	1075	1109	1149	1179	1235	1291	1405	1543	1684	1824	2105	269
1102	1121	1155	1195	1225	1282	1337	1451	1589	1731	1871	2152	269

INFORMATION

C.O.M. Requirements

C.O.M. yardage requirements listed above are based on plain goods 54" wide. If less than 54" wide or fabrics requiring matching (stripes, plaids, prints, large patterns), additional yardage will be needed. Consult C.O.M. matrix for additional yardage needed. For C.O.M. fabric sent to KI-High Point on multiple rolls, add an additional yard of fabric per roll to the yardage requirements.

C.O.L. Requirements

Figure 18 sq. ft. of leather (C.O.L.) for each yard shown (i.e., 4.75 x 18 = 85.5 sq ft).

Contrasting Upholstery

When contrasting fabric is chosen, price at highest in-grade.

Contrasting Upholstery

Button covered in same upholstery is standard. Wood button available, no charge—specify. Wood button will be finished to match legs.

When contrasting fabric is chosen, price at highest in-grade.

California TB133 Fire Safety Code

The above seating products can be manufactured using the appropriate flame-retardant materials for compliance to California Technical Bulletin 133. Add "FR" to end of model number and add upcharge.

Construction

Frames of laminated plywood kiln-dried hardwood. Cushioning of multiple densities of polyurethane foam and dacron fiber. Gas lift with tilt lock is standard.

OPTIONS

Base Options

- 2 Base Polished aluminum with black hooded casters.
- 4 Base Matte black understructure, bullnose edge wood caps with black hooded casters.
- 8 Base Matte black understructure, grooved edge wood caps with black hooded casters.
- 9 Base Matte black with black hooded casters.

Specify base style number when ordering.

SPECIAL SERVICES

Special Carton Marking

With specially marked information N/C

Shipping

Shipped **assembled freight prepaid f.o.b. High Point, North Carolina 27263** factory. Freight class #150.

Specifications and prices are subject to change without prior notice.

Pilot

General Information



Pilot Armless
Chair KI88/NA



Pilot Task Loop
Arm Chair
KI88/KR48

Features

Adjustable back angle	•	•
Extra wide seat	•	•
Seat depth adjustment	•	•
Back height adjustment	•	•
Warranted to 400 lbs. and 24/7 use	•	•

General Dimensions

Seat width	24"	24"
Seat depth	17"-19-1/2"	17"-19-1/2"
Back width	23-1/2"	23-1/2"
Back height from seat	25"	25"

Overall Dimensions

Depth	27"	27"
Height	43"-52"	43"-52"
Seat height	18"-23"	18"-23"
Width with no arms	27"	
Width with loop arms		27"

SPECIFICATIONS

Seat

Seat is constructed of 5/8" thick, 10-ply plywood with one solid steel reinforcement plate that spans from seat edge to seat edge and 3.75" thick molded foam. The steel reinforcement plate has welded steel t-nuts for arms and mechanism. The contoured molded foam-covered board is upholstered with fabric. The front edge of the seat has a waterfall design. The seat is attached to a seat mechanism with four 5/16" screws into steel welded t-nuts.

An integral seat slide is attached to the under side of the seat board which allows the seat depth to be adjusted from 17" to 19.5". A black dust cover fabric shrouds the seat slide. The seat slide assembly is mounted to steel attachment brackets in the mechanism and seat plate that allow the seat to slide in and out.

Seat Mechanism

Chair features infinitely locking back angle, and tilt rocking.

Pneumatic Height Adjustment

Chair features pneumatic seat height adjustment from 18" to 23".

Backrest (vertically adjustable)

Backrest is constructed of 1/2" thick 9-ply plywood and 2-1/2" body-contoured molded foam. The outer back shell is upholstered plywood. The backrest is attached to a five-position ratcheting mechanism that provides 4" of vertical adjustment along a 1/4" thick x 4" wide high-strength steel J-bar. The J-bar is fastened directly to the seat mechanism with three 5/16" bolts.

Base

Extra-wide 27" five-blade base constructed of heavy-duty composite. The center of the base has a patented non-slip ring where the pneumatic cylinder is mounted. A telescoping cylinder shroud conceals the heavy-duty

pneumatic cylinder.

Casters

Heavy-duty 55 mm diameter double wheels are molded of high-impact plastic with steel stud.

Loop Armrests

Main armrest support is made of 1/4" thick by 2-1/4" wide bent steel constructions. Armrests are attached to a solid steel reinforcement plate that spans from side to side and which is mounted to the seat board for increased arm strength. Armrest pads are self-skinning soft urethane material with steel inner structures. Loop arms are fixed height.

INFORMATION

C.O.M. Testing and Production Requirements

Not all materials are suitable for upholstering this product. A 2 yd x 54" sample must be submitted and approved prior to acceptance of an order. If the fabric is directional in pattern

or weave, the direction must be indicated on the submitted sample, and additional yardage maybe requested.

Test samples must be sent to:

Pilot
Attn: C.O.M. Department
2009 Wright Ave.
La Verne, CA 91750

Assembly

Ship knocked-down ("KD"). Minimal assembly required.



INFORMATION

Warranty

Refer to KI Terms & Conditions document or visit ki.com

Pilot

Task Chairs



PILOT

MODEL	Features	MODEL NUMBER			Approx. Packaged Weight	Delivered Pricing Fabric Grade 1 & C.O.M.	Delivered Pricing Fabric Grade 2
		Basic Model	Base	Upholstery Color			
Pilot Chair <ul style="list-style-type: none">• Oversized seat and back• Extra cushioning• Back height and seat depth adjustment• Pedestal base available in black only	No Arm	KI88/NA	<input type="checkbox"/>	<input type="checkbox"/> <input type="checkbox"/> <input type="checkbox"/> <input type="checkbox"/>	68#	\$ 1135	\$ 1152
	Loop Arm	KI88/KR48	<input type="checkbox"/>	<input type="checkbox"/> <input type="checkbox"/> <input type="checkbox"/> <input type="checkbox"/>	80#	1256	1272
		A	B	C			

HOW TO ORDER

Indicate the following information on order form:

1. Quantity of each item.
2. Model number, including options. See "How To Build a Model Number".
3. Any special service required.

Note: •The ☐ indicates that a choice is required.
•The absence of the ☐ indicates that no choice is required.

HOW TO BUILD A MODEL NUMBER

- A** Select base model.
- B** Select base option.
C = Carpet casters
G = Glides
S = Hard floor casters-soft
- C** Select upholstery grade/color.
Refer to color addendum at ki.com or in KI Fabrics & Finishes binder.

UPHOLSTERY INFORMATION

C.O.M. Upholstery
C.O.M. requirement is 2 yards per chair of 54" wide nondirectional fabric; solid colors only. For complete information on ordering C.O.M., see "Ordering C.O.M., C.O.V. and C.O.L." section.



Delivered Pricing Fabric Grade 3	Delivered Pricing Vinyl Group 2	Delivered Pricing C.O.V.	Delivered Pricing Pallas Fabric Group P1	Delivered Pricing Pallas Fabric Group P2	Delivered Pricing Pallas Fabric Group P3	Delivered Pricing Pallas Fabric Group P4	Delivered Pricing Leather
\$ 1168	\$ 1168	\$ 1135	\$ 1281	\$ 1326	\$ 1374	\$ 1429	\$ 1896
1289	1289	1256	1402	1447	1495	1550	2017

SPECIAL SERVICES

Special Carton Marking

With specially marked information N/C

Shipping

Shipped **k.d. freight prepaid f.o.b.**
LaVerne, California 91750 factory. Freight
class #125.

Specifications and prices are subject to change
without prior notice.

Piretti 2000 Series®

General Information



2000 Series Executive (P2EU)



2000 Series Managerial (P2M)



2000 Series Task (P2TU)



2000 Series Stool (P2SP)

Features

Adjustable back angle inclination			•	•
Pneumatic height adjustment	•	•	•	•
Adjustable back height			•	•
Backward seat tilt lockout	•	•		

General Dimensions

Seat width x seat depth	20-1/2" x 17-1/2"	20-1/2" x 17-1/2"	20" x 18"	20" x 18"
Back width	20-1/2"	20-1/2"	18-1/4"	18-1/4"
Back height from seat	22"	17"	15" - 17-1/4"	15" - 17-1/4"
Armrest to seat height	8"	8-1/2"	8-1/2"	8-1/2"

Overall Dimensions


Height with casters (deduct 3/4" for glides)	40" - 44-1/2"	34-3/4" - 39-1/4"	35-3/4" - 40-1/4"	46-3/4" - 51-3/4"
Seat height with casters (deduct 3/4" for glides)	18" - 22-1/2"	18" - 22-1/2"	16" - 20-1/2"	19" - 26" / 27" - 32"
Casters on center	24"	24"	24"	24"



Carpet Casters



Hard Floor Casters



Glides



2000 Series Fixed Height Arm

SPECIFICATIONS

2000 Series Executive and Managerial Seat and Backrest

Seats and backrests are 1/2" thick plywood. Molded foam is glued to the plywood and upholstered. A molded plastic seat liner covers the seat underside. A molded back shroud covers the back of the Managerial. A fully upholstered back is available. The Executive has an upholstered back. Plastic parts finished to match other hard surfaces.

2000 Series Task and Stool Seat and Backrest

Seats and backrests are 7/16" thick, 7-ply plywood. Molded foam is glued to the plywood and upholstered. A molded plastic seat liner covers the seat underside and molded back shroud covers the back of chair. A fully upholstered back is available. Plastic parts finished to match other hard surfaces

2000 Series Visitor Chair

The steel frame is of seam-welded 1-1/8" o.d.

round tubing. It is bolted to underside of the seat frame and powder coated to match hard surfaces.

2000 Series Task and Stool Adjustable Back Height

Allows 2-1/4" of vertical travel in five incremental steps. Locks and unlocks automatically without levers.

2000 Series Seat Tilt Mechanism

Cast aluminum and steel components. 360° swivel. Adjustable tilt tension. Task seat tilts forward 6°. Managerial and Executive seats tilt backwards 6°.

Pneumatic Height Adjustment

Lever-controlled pneumatic height adjustment has a 4-1/2" range with infinite height selection within the range. Range is 16" to 20-1/2" on Task; 18" to 22-1/2" on Executive and Managerial.

Armrests

A tubular steel frame supports self-skinning

urethane armrests or height and width adjustable armrests (1" of horizontal travel per arm). The support is bolted to the seat underside and powder coated to match other hard surface elements. Arms are field-installable.

Flex Back Lever Mechanisms

Two hidden lever mechanisms which respond to user's weight are located in the seat. Each has a double cam action. The rear cam is tied to the back structure and is set in motion when the occupant leans back. This, in turn, through a spring linkage, activates the front cam at a slightly different ratio (1-1/2" to 1"). The mechanisms consist of stamped steel frame and levers, a steel spring and molded Delvin and nylon components. It is calibrated at the factory and needs no further adjustment.

The lever mechanisms are standard on all chairs except the Task and Stool. The levers are optional on the Task and Stool.

Adjustable Back Angle Inclination

The user is able to infinitely vary the angle of

inclination of the back by raising a lever. The range is 87° to 100°.

2000 Task Seat Tilt Options

Standard seat tilt is 6° forward and automatically reacts when the user shifts their weight forward. Also available are two tilt locking features. The tilt lock feature allows the user to lock the seat forward 3°. The tilt lockout feature allows the user to "lockout" (eliminate) the forward tilt. All three options have a tilt tension adjustment to customize the tilt resistance to match the user's weight or preference.

Carpet Casters

Double wheels of high-impact thermoplastic. High-impact plastic frame. Finish matches chair color.

Hard Floor Casters

Double wheels of soft plastic. High-impact plastic frame. Black finish only.

Glides

Adjustable molded high-impact plastic glides.



Piretti 2000 Series®

General Information



**2000 Series Visitor
(P2MSU)**

Features

Flex back	•
Field-installable arms	•
Self-skinning urethane arms	•

General Dimensions

Seat width	20-1/2"
Seat depth	17-1/2"
Back width	20-1/2"
Back height from seat	17"
Armrest to seat height	8-1/2"

Overall Dimensions

Width with arms	26-1/4"
Depth	26"

The finish matches chair color.

Stool Footring

18" steel ring supported by a cast aluminum spider adjusts vertically from 7" to 18" from floor. Chrome-plated.

Pedestal Base

Five-blade molded plastic base for all models except stools. Stools have tubular steel frame with polypropylene surface.

INFORMATION

C.O.M., C.O.V. and C.O.L. Testing and Production Requirements

Not all materials are suitable for upholstering this product. A 1-3/4 yd. x 54" for Executive, 1-1/2 yd. x 54" for Managerial and Visitor with poly back, 1-3/4 yd. x 54" for Managerial and Visitor with upholstered back, 3/4 yd. x 54" for Task and Stool with poly back and 1-1/2 yd. x 54" for Task and Stool with upholstered back. Sample must be submitted and approved prior to acceptance of an order. If

the fabric is directional in pattern or weave, the direction must be indicated on the submitted sample, and additional yardage may be requested. Leather must be free of imperfections.

Test samples must be sent to:

KI
Attn: C.O.M. Specialist
1330 Bellevue Street
Green Bay, WI 54302

Design

Designed by Giancarlo Piretti and manufactured in the USA by Krueger International, Inc. under license from Pro-Cord S.p.A.



INFORMATION

Warranty

Refer to KI Terms & Conditions document or visit ki.com

Piretti 2000 Series® Executive

Task Chairs

MODEL		Features	MODEL NUMBER				Approx. Packaged Weight
			Basic Model	Base	Frame Color	Upholstery Color	
 P2E	2000 Series Executive Armless Chair <ul style="list-style-type: none">Passive ergonomic seating. Backrest incline varies based on occupant weight, controlled by seat lever mechanismSeat tilts backward. Seat and back movements are synchronizedBackward seat tilt can be eliminated for work-intensive applications. Seat tilt tension is adjustablePneumatic height adjustment with 4-1/2" rangeExposed components are monochromatic	No Arm	P2EU/NA	<input type="checkbox"/>	<input type="checkbox"/> <input type="checkbox"/>	<input type="checkbox"/> <input type="checkbox"/> <input type="checkbox"/> <input type="checkbox"/> <input type="checkbox"/>	48#
 P2E	2000 Series Executive Armchair <ul style="list-style-type: none">Passive ergonomic seating. Backrest incline varies based on occupant weight, controlled by seat lever mechanismSeat tilts backward. Seat and back movements are synchronizedBackward seat tilt can be eliminated for work-intensive applications. Seat tilt tension is adjustablePneumatic height adjustment with 4-1/2" rangeRecessed armrest allows user to sit in close proximity to worksurfaceExposed components are monochromatic	Fixed Arm	P2EU/RA	<input type="checkbox"/>	<input type="checkbox"/> <input type="checkbox"/>	<input type="checkbox"/> <input type="checkbox"/> <input type="checkbox"/> <input type="checkbox"/> <input type="checkbox"/>	56#
		Width/Height Adjustable Arm	P2EU/BA	<input type="checkbox"/>	<input type="checkbox"/> <input type="checkbox"/>	<input type="checkbox"/> <input type="checkbox"/> <input type="checkbox"/> <input type="checkbox"/> <input type="checkbox"/>	57#
			A	B	C	D	

HOW TO ORDER

Indicate the following information on order form:

- Quantity of each item.
- Model number, including options. See "How To Build a Model Number".
- Any special service required.

Note: • The ☐ indicates that a choice is required.
• The absence of the ☐ indicates that no choice is required.

HOW TO BUILD A MODEL NUMBER

- A** Select basic model.
- B** Select base option.
C = Carpet casters
G = Glides
S = Hard floor casters
- C** Select frame color.
 Includes base, arm support, armrest, and chair underside.
 Refer to color addendum at ki.com or in KI Price List or KI Fabrics & Finishes binder.
- D** Select upholstery grade/color.
 Refer to color addendum at ki.com or in KI Fabrics & Finishes binder.

UPHOLSTERY INFORMATION

C.O.M. and C.O.L Upholstery

C.O.M. requirement is 1-3/4 yards per chair of 54" wide nondirectional fabric; solid colors only. C.O.L. requirement is 24 sq. ft. of useable leather, equal to 1-3/4 yards of fabric per chair. For complete information on ordering C.O.M. and C.O.L., see "Ordering C.O.M., C.O.V. and C.O.L." section.

OPTIONS

California TB133 Fire Safety Code

The above seating products can be manufactured using the appropriate flame-retardant materials for compliance to California Technical Bulletin 133. Add "FR" to end of model number.
 Model=Executive
 Added Lead Time=1 week
 Added List Price=\$93



Piretti 2000 Series® Executive

Task Chairs

Delivered Pricing Fabric Grade 1 & C.O.M.	Delivered Pricing Fabric Grade 2	Delivered Pricing Fabric Grade 3	Delivered Pricing Pallas Fabric Group P1	Delivered Pricing Pallas Fabric Group P2	Delivered Pricing Pallas Fabric Group P3	Delivered Pricing Pallas Fabric Group P4	Delivered Pricing C.O.L.	Delivered Pricing Leather
\$ 835	\$ 917	\$ 930	\$ 887	\$ 947	\$ 1000	\$ 1057	\$ 882	\$ 1988

\$ 954	\$ 1034	\$ 1048	\$ 1005	\$ 1063	\$ 1118	\$ 1173	\$ 1022	\$ 2113
1091	1172	1188	1144	1202	1257	1313	1137	2245

SPECIAL SERVICES

Special Carton Marking

With specially marked information N/C



Shipping

Shipped **assembled freight prepaid f.o.b. Green Bay, Wisconsin 54302** factory.
Freight class #125.

Specifications and prices are subject to change without prior notice.

Piretti 2000 Series® Managerial

Task Chairs

MODEL		Features	MODEL NUMBER				Approx. Packaged Weight
			Basic Model	Base	Frame Color	Upholstery Color	
 P2M	2000 Series Managerial Armless Chair - Poly Back Panel <ul style="list-style-type: none">• Passive ergonomic seating. Backrest incline varies based on occupant weight, controlled by seat lever mechanism• Seat tilts backward. Seat and back movements are synchronized• Backward seat tilt can be eliminated for work-intensive applications. Seat tilt tension is adjustable• Pneumatic height adjustment with 4-1/2" range• Exposed components are monochromatic	No Arm	P2MP/NA	<input type="checkbox"/>	<input type="checkbox"/> <input type="checkbox"/>	<input type="checkbox"/> <input type="checkbox"/> <input type="checkbox"/> <input type="checkbox"/>	46#
 P2M	2000 Series Managerial Armless Chair - Fully Upholstered Back <ul style="list-style-type: none">• Passive ergonomic seating. Backrest incline varies based on occupant weight, controlled by seat lever mechanism• Seat tilts backward. Seat and back movements are synchronized• Backward seat tilt can be eliminated for work-intensive applications. Seat tilt tension is adjustable• Pneumatic height adjustment with 4-1/2" range• Exposed components are monochromatic	No Arm	P2MU/NA	<input type="checkbox"/>	<input type="checkbox"/> <input type="checkbox"/>	<input type="checkbox"/> <input type="checkbox"/> <input type="checkbox"/> <input type="checkbox"/>	46#

A

B

C

D

A

B

C

D

HOW TO ORDER

Indicate the following information on order form:

1. Quantity of each item.
2. Model number, including options. See "How To Build a Model Number".
3. Any special service required.

Note: • The ☐ indicates that a choice is required.
 • The absence of the ☐ indicates that no choice is required.

HOW TO BUILD A MODEL NUMBER

- A** Select basic model.
- B** Select base option
- | | |
|----------|----------------------|
| C | = Carpet casters |
| G | = Glides |
| S | = Hard floor casters |
- C** Select frame color.
 Includes base, arm support, armrest and chair underside.
 Refer to color addendum at ki.com or in KI Price List or KI Fabrics & Finishes binder.
- D** Select upholstery grade/color.
 Refer to color addendum at ki.com or in KI Fabrics & Finishes binder.

UPHOLSTERY INFORMATION

C.O.M. and C.O.L Upholstery

C.O.M. requirement for 10 chairs or less is 1-1/2 yards per poly back panel chair or 1-3/4 yards per fully upholstered back chair of 54" wide nondirectional fabric; solid colors only. C.O.L. requirement is 20 sq. ft. of useable leather, equal to 1-1/2 yards of fabric per poly back panel chair or 22 sq. ft. of useable leather, equal to 1-3/4 yards of fabric per fully upholstered back chair. For complete information on ordering C.O.M. and C.O.L., see "Ordering C.O.M., C.O.V. and C.O.L." section.

OPTIONS

California TB133 Fire Safety Code

The above seating products can be manufactured using the appropriate flame-retardant materials for compliance to California Technical Bulletin 133. Add "FR" to end of model number.
 Model=Managerial
 Added Lead Time=1 week
 Added List Price=\$80



Piretti 2000 Series® Managerial

Task Chairs

Delivered Pricing Fabric Grade 1 & C.O.M.	Delivered Pricing Fabric Grade 2	Delivered Pricing Fabric Grade 3	Delivered Pricing Pallas Fabric Group P1	Delivered Pricing Pallas Fabric Group P2	Delivered Pricing Pallas Fabric Group P3	Delivered Pricing Pallas Fabric Group P4	Delivered Pricing C.O.L.	Delivered Pricing Leather
\$ 776	\$ 814	\$ 822	\$ 913	\$ 936	\$ 994	\$ 1056	\$ 802	\$ 1869

\$ 844	\$ 931	\$ 942	\$ 971	\$ 1006	\$ 1081	\$ 1143	\$ 964	\$ 1964
--------	--------	--------	--------	---------	---------	---------	--------	---------

SPECIAL SERVICES

Special Carton Marking

With specially marked information N/C

Shipping

Shipped **assembled freight prepaid f.o.b. Green Bay, Wisconsin 54302** factory.
Freight class #125.

Specifications and prices are subject to change without prior notice.

HOW TO ORDER

1. Quantity of each item.
2. Model number, including options. See "How To Build a Model Number".
3. Any special service required.

Note: • The ☐ indicates that a choice is required.
• The absence of the ☐ indicates that no choice is required.

HOW TO BUILD A MODEL NUMBER

- A** Select basic model.
- B** Select base option.
- | | |
|----------|----------------------|
| C | = Carpet casters |
| G | = Glides |
| S | = Hard floor casters |
- C** Select frame color.
Includes base, arm support, armrest, and chair underside.
Refer to color addendum at ki.com or in KI Price List or KI Fabrics & Finishes binder.
- D** Select upholstery grade/color.
Refer to color addendum at ki.com or in KI Fabrics & Finishes binder.

UPHOLSTERY INFORMATION

C.O.M. and C.O.L Upholstery

C.O.M. requirement for 10 chairs or less is 1-1/2 yards per poly back panel chair or 1-3/4 yards per fully upholstered back chair of 54" wide nondirectional fabric; solid colors only. C.O.L. requirement is 20 sq. ft. of useable leather, equal to 1-1/2 yards of fabric per poly back panel chair or 22 sq. ft. of useable leather, equal to 1-3/4 yards of fabric per fully upholstered back chair. For complete information on ordering C.O.M. and C.O.L., see "Ordering C.O.M., C.O.V. and C.O.L." section.

OPTIONS

California TB133 Fire Safety Code

The above seating products can be manufactured using the appropriate flame-retardant materials for compliance to California Technical Bulletin 133. Add "FR" to end of model number.
Model=Managerial
Added Lead Time=1 week
Added List Price= \$80

[illegible]

Special Carton Marking

N/C



Shipped **assembled freight prepaid f.o.b.**

Freight class #125.

Specifications and prices are subject to change without prior notice.

Piretti 2000 Series® Visitor

Task Chairs

		MODEL	Features	MODEL NUMBER				Approx. Packaged Weight
				Basic Model	Glide Option	Frame Color	Upholstery Color	
 P2MS	2000 Series Visitor Armless Chair - Poly Back Panel <ul style="list-style-type: none">Passive ergonomic seating. Backrest incline varies based on occupant weight, controlled by seat lever mechasimExposed components are monochromatic	No Arm	P2MSP/NA	<input type="checkbox"/> <input type="checkbox"/> <input type="checkbox"/>	<input type="checkbox"/> <input type="checkbox"/>	<input type="checkbox"/> <input type="checkbox"/> <input type="checkbox"/> <input type="checkbox"/>	39#	
 P2MS	2000 Series Visitor Armless Chair - Fully Upholstered Back <ul style="list-style-type: none">Passive ergonomic seating. Backrest incline varies based on occupant weight, controlled by seat lever mechasimExposed components are monochromatic	No Arm	P2MSU/NA	<input type="checkbox"/> <input type="checkbox"/> <input type="checkbox"/>	<input type="checkbox"/> <input type="checkbox"/>	<input type="checkbox"/> <input type="checkbox"/> <input type="checkbox"/> <input type="checkbox"/>	39#	
			A	B	C	D		

HOW TO ORDER

Indicate the following information on order form:

- Quantity of each item.
- Model number, including options. See "How To Build a Model Number".
- Any special service required.

Note:

- The ☐ indicates that a choice is required.
- The absence of the ☐ indicates that no choice is required.

HOW TO BUILD A MODEL NUMBER

- A** Select basic model.
- B** Select glide option.

GLD

NGL

= Mar-resistant glides; add \$27

= No glides
- C** Select frame color.

Includes base, arm support, armrest, and chair underside.
Refer to color addendum at [ki.com](#) or in KI Price List or KI Fabrics & Finishes binder.
- D** Select upholstery grade/color.

Refer to color addendum at [ki.com](#) or in KI Fabrics & Finishes binder.

UPHOLSTERY INFORMATION

C.O.M. and C.O.L Upholstery
C.O.M. requirement is 1-1/2 yards per poly back panel chair or 1-3/4 yards per fully upholstered back chair of 54" wide nondirectional fabric; solid colors only. C.O.L. requirements is 20 sq. ft. of useable leather, equal to 1-1/2 yards per poly back panel chair or 22 sq. ft. of useable leather, equal to 1-3/4 yards per fully upholstered back chair. For complete information on ordering C.O.M. and C.O.L., see "Ordering C.O.M., C.O.V. and C.O.L." section.

OPTIONS

California TB133 Fire Safety Code
The above seating products can be manufactured using the appropriate flame-retardant materials for compliance to California Technical Bulletin 133. Add "FR" to end of model number.
Model=Visitor
Added Lead Time=1 week
Added List Price=\$80

Delivered Pricing Fabric Grade 1 & C.O.M.	Delivered Pricing Fabric Grade 2	Delivered Pricing Fabric Grade 3	Delivered Pricing Pallas Fabric Group P1	Delivered Pricing Pallas Fabric Group P2	Delivered Pricing Pallas Fabric Group P3	Delivered Pricing Pallas Fabric Group P4	Delivered Pricing C.O.L.
\$ 544	\$ 616	\$ 625	\$ 593	\$ 646	\$ 692	\$ 748	\$ 549



Special Carton Marking

Shipping
Shipped **assembled freight prepaid f.o.b.**
Green Bay, Wisconsin 54302 factory.
Freight class #125.

Specifications and prices are subject to change without prior notice.

Piretti 2000 Series® Visitor

Task Chairs

MODEL	Features	MODEL NUMBER				Approx. Packaged Weight
		Basic Model	Glide Option	Frame Color	Upholstery Color	
 P2MS	Fixed Arm	P2MSP/RA	<input type="checkbox"/> <input type="checkbox"/> <input type="checkbox"/>	<input type="checkbox"/> <input type="checkbox"/>	<input type="checkbox"/> <input type="checkbox"/> <input type="checkbox"/> <input type="checkbox"/>	45#
 P2MS	Fixed Arm	P2MSU/RA	<input type="checkbox"/> <input type="checkbox"/> <input type="checkbox"/>	<input type="checkbox"/> <input type="checkbox"/>	<input type="checkbox"/> <input type="checkbox"/> <input type="checkbox"/> <input type="checkbox"/>	45#
		A	B	C	D	

HOW TO ORDER

Indicate the following information on order form:

- Quantity of each item.
- Model number, including options. See "How To Build a Model Number".
- Any special service required.

Note: •The ☐ indicates that a choice is required.
•The absence of the ☐ indicates that no choice is required.

HOW TO BUILD A MODEL NUMBER

- A** Select basic model.
- B** Select glide option.

GLD = Mar-resistant glides; add \$27

NGL = No glides
- C** Select frame color.
Includes base, arm support, armrest, and chair underside.
Refer to color addendum at [ki.com](#) or in KI Price List or KI Fabrics & Finishes binder.
- D** Select upholstery grade/color.
Refer to color addendum at [ki.com](#) or in KI Fabrics & Finishes binder.

UPHOLSTERY INFORMATION

C.O.M. and C.O.L Upholstery
C.O.M. requirement is 1-1/2 yards per poly back panel chair or 1-3/4 yards per fully upholstered back chair of 54" wide nondirectional fabric; solid colors only. C.O.L. requirements is 20 sq. ft. of useable leather, equal to 1-1/2 yards per poly back panel chair or 22 sq. ft. of usable leather, equal to 1-3/4 yards per fully upholstered back chair. For complete information on ordering C.O.M. and C.O.L., see "Ordering C.O.M., C.O.V. and C.O.L." section.

OPTIONS

California TB133 Fire Safety Code
The above seating products can be manufactured using the appropriate flame-retardant materials for compliance to California Technical Bulletin 133. Add "FR" to end of model number.
Model=Visitor
Added Lead Time=1 week
Added List Price=\$80

Delivered Pricing Fabric Grade 1 & C.O.M.	Delivered Pricing Fabric Grade 2	Delivered Pricing Fabric Grade 3	Delivered Pricing Pallas Fabric Group P1	Delivered Pricing Pallas Fabric Group P2	Delivered Pricing Pallas Fabric Group P3	Delivered Pricing Pallas Fabric Group P4	Delivered Pricing C.O.L.
\$ 661	\$ 731	\$ 742	\$ 710	\$ 762	\$ 808	\$ 864	\$ 690
\$ 727	\$ 842	\$ 860	\$ 759	\$ 824	\$ 882	\$ 900	\$ 762

Special Carton Marking

With specially marked information	N/C
-----------------------------------	-----



Shipping

Shipped **assembled freight prepaid f.o.b.**
Green Bay, Wisconsin 54302 factory.
Freight class #125.

Specifications and prices are subject to change without prior notice.

Piretti 2000 Series® Task

Task Chairs

MODEL		Features	MODEL NUMBER				Approx. Packaged Weight
			Basic Model	Base	Frame Color	Upholstery Color	
 P2T	2000 Series Task Chair - Armless - Poly Back Panel <ul style="list-style-type: none">• Forward seat tilt (6°)• Adjustable back height of 2-1/4"• Plush, contoured foam with a waterfall seat for extended seating comfort• Pneumatic height adjustment with 4-1/2" range• Exposed components are monochromatic	Base Model	P2TP/NA/NBF/NTL/N	<input type="checkbox"/>	<input type="checkbox"/>	<input type="checkbox"/> <input type="checkbox"/> <input type="checkbox"/> <input type="checkbox"/>	43#
		Back Flex	P2TP/NA/BF/NTL/N	<input type="checkbox"/>	<input type="checkbox"/>	<input type="checkbox"/> <input type="checkbox"/> <input type="checkbox"/> <input type="checkbox"/>	43#
		Back Flex, Tilt Lock	P2TP/NA/BF/TL/N	<input type="checkbox"/>	<input type="checkbox"/>	<input type="checkbox"/> <input type="checkbox"/> <input type="checkbox"/> <input type="checkbox"/>	43#
		Back Flex, Angle Adj	P2TP/NA/BF/NTL/A	<input type="checkbox"/>	<input type="checkbox"/>	<input type="checkbox"/> <input type="checkbox"/> <input type="checkbox"/> <input type="checkbox"/>	43#
		Back Flex, Tilt Lock, Angle Adj	P2TP/NA/BF/TL/A	<input type="checkbox"/>	<input type="checkbox"/>	<input type="checkbox"/> <input type="checkbox"/> <input type="checkbox"/> <input type="checkbox"/>	43#
 P2T	2000 Series Task Chair - Armless - Fully Upholstered Back <ul style="list-style-type: none">• Forward seat tilt (6°)• Adjustable back height of 2-1/4"• Plush, contoured foam with a waterfall seat for extended seating comfort• Pneumatic height adjustment with 4-1/2" range• Exposed components are monochromatic	Base Model	P2TU/NA/NBF/NTL/N	<input type="checkbox"/>	<input type="checkbox"/>	<input type="checkbox"/> <input type="checkbox"/> <input type="checkbox"/> <input type="checkbox"/>	43#
		Back Flex	P2TU/NA/BF/NTL/N	<input type="checkbox"/>	<input type="checkbox"/>	<input type="checkbox"/> <input type="checkbox"/> <input type="checkbox"/> <input type="checkbox"/>	43#
		Back Flex, Tilt Lock	P2TU/NA/BF/TL/N	<input type="checkbox"/>	<input type="checkbox"/>	<input type="checkbox"/> <input type="checkbox"/> <input type="checkbox"/> <input type="checkbox"/>	43#
		Back Flex, Angle Adj	P2TU/NA/BF/NTL/A	<input type="checkbox"/>	<input type="checkbox"/>	<input type="checkbox"/> <input type="checkbox"/> <input type="checkbox"/> <input type="checkbox"/>	43#
		Back Flex, Tilt Lock, Angle Adj	P2TU/NA/BF/TL/A	<input type="checkbox"/>	<input type="checkbox"/>	<input type="checkbox"/> <input type="checkbox"/> <input type="checkbox"/> <input type="checkbox"/>	43#
			<div>A</div>	<div>B</div>	<div>C</div>	<div>D</div>	

A

B

C

D

HOW TO ORDER

Indicate the following information on order form:

1. Quantity of each item.
2. Model number, including options. See "How To Build a Model Number".
3. Any special service required.

Note: • The ☐ indicates that a choice is required.
• The absence of the ☐ indicates that no choice is required.

HOW TO BUILD A MODEL NUMBER

- A** Select basic model.
- B** Select base option.
C = Carpet casters
G = Glides
S = Hard floor casters
- C** Select frame color.
 Includes base, arm support, armrest, and chair underside.
 Refer to color addendum at ki.com or in KI Price List or KI Fabrics & Finishes binder.
- D** Select upholstery grade/color.
 Refer to color addendum at ki.com or in KI Fabrics & Finishes binder.
 Refer to Upholstery Fabric cards in the KI Fabrics & Finishes binder.

UPHOLSTERY INFORMATION

C.O.M. and C.O.V. Upholstery

C.O.M. and C.O.V. requirements for 10 chairs or less is 3/4 yard per poly back panel chair or 1-1/2 yards per fully upholstered back chair of 54" wide nondirectional fabric; solid colors only. For orders of 11 or more chairs, and for complete information on ordering C.O.M. and C.O.V., see "Ordering C.O.M. and C.O.L. and C.O.V." section.

OPTIONS

California TB133 Fire Safety Code

The above seating products can be manufactured using the appropriate flame-retardant materials for compliance to California Technical Bulletin 133. Add "FR" to end of model number.

Model=Task
 Added Lead Time=1 week
 Added List Price=\$67



Piretti 2000 Series® Task

Task Chairs

Delivered Pricing Fabric Grade 1 & C.O.M.	Delivered Pricing Fabric Grade 2	Delivered Pricing Fabric Grade 3	Delivered Pricing Pallas Fabric Group P1	Delivered Pricing Pallas Fabric Group P2	Delivered Pricing Pallas Fabric Group P3	Delivered Pricing Pallas Fabric Group P4
\$ 558	\$ 603	\$ 607	\$ 578	\$ 606	\$ 630	\$ 657
605	649	653	624	652	675	705
628	671	676	649	675	700	729
659	702	707	678	706	730	760
684	726	731	702	730	755	784
\$ 641	\$ 699	\$ 705	\$ 665	\$ 705	\$ 736	\$ 775
689	745	755	714	755	786	824
711	769	777	737	777	807	845
741	800	807	767	807	841	876
764	825	830	791	830	864	900

SPECIAL SERVICES

Special Carton Marking

With specially marked information N/C



Shipping

Shipped **assembled freight prepaid f.o.b.**
Green Bay, Wisconsin 54302 factory.
Freight class #125.

Specifications and prices are subject to change
without prior notice.

Piretti 2000 Series® Task

Task Chairs

			MODEL NUMBER				Approx. Packaged Weight
			Basic Model	Base	Frame Color	Upholstery Color	
MODEL	Features						
 P2T	2000 Series Task Chair - Fixed Arm - Poly Back Panel <ul style="list-style-type: none">• Forward seat tilt (6°)• Adjustable back height of 2-1/4"• Plush, contoured foam with a waterfall seat for extended seating comfort• Pneumatic height adjustment with 4-1/2" range• Exposed components are monochromatic• Recessed armrest allows user to sit in close proximity to worksurface	Base Model	P2TP/RA/NBF/NTL/N	<input type="checkbox"/>	<input type="checkbox"/>	<input type="checkbox"/> <input type="checkbox"/> <input type="checkbox"/> <input type="checkbox"/> <input type="checkbox"/> <input type="checkbox"/>	51#
		Back Flex	P2TP/RA/BF/NTL/N	<input type="checkbox"/>	<input type="checkbox"/>	<input type="checkbox"/> <input type="checkbox"/> <input type="checkbox"/> <input type="checkbox"/> <input type="checkbox"/> <input type="checkbox"/>	51#
		Back Flex, Tilt Lock	P2TP/RA/BF/TL/N	<input type="checkbox"/>	<input type="checkbox"/>	<input type="checkbox"/> <input type="checkbox"/> <input type="checkbox"/> <input type="checkbox"/> <input type="checkbox"/> <input type="checkbox"/>	51#
		Back Flex, Angle Adj	P2TP/RA/BF/NTL/A	<input type="checkbox"/>	<input type="checkbox"/>	<input type="checkbox"/> <input type="checkbox"/> <input type="checkbox"/> <input type="checkbox"/> <input type="checkbox"/> <input type="checkbox"/>	51#
		Back Flex, Tilt Lock, Angle Adj	P2TP/RA/BF/TL/A	<input type="checkbox"/>	<input type="checkbox"/>	<input type="checkbox"/> <input type="checkbox"/> <input type="checkbox"/> <input type="checkbox"/> <input type="checkbox"/> <input type="checkbox"/>	51#
 P2T	2000 Series Task Chair - Fixed Arm - Fully Upholstered Back <ul style="list-style-type: none">• Forward seat tilt (6°)• Adjustable back height of 2-1/4"• Plush, contoured foam with a waterfall seat for extended seating comfort• Pneumatic height adjustment with 4-1/2" range• Exposed components are monochromatic• Recessed armrest allows user to sit in close proximity to worksurface	Base Model	P2TU/RA/NBF/NTL/N	<input type="checkbox"/>	<input type="checkbox"/>	<input type="checkbox"/> <input type="checkbox"/> <input type="checkbox"/> <input type="checkbox"/> <input type="checkbox"/> <input type="checkbox"/>	51#
		Back Flex	P2TU/RA/BF/NTL/N	<input type="checkbox"/>	<input type="checkbox"/>	<input type="checkbox"/> <input type="checkbox"/> <input type="checkbox"/> <input type="checkbox"/> <input type="checkbox"/> <input type="checkbox"/>	51#
		Back Flex, Tilt Lock	P2TU/RA/BF/TL/N	<input type="checkbox"/>	<input type="checkbox"/>	<input type="checkbox"/> <input type="checkbox"/> <input type="checkbox"/> <input type="checkbox"/> <input type="checkbox"/> <input type="checkbox"/>	51#
		Back Flex, Angle Adj	P2TU/RA/BF/NTL/A	<input type="checkbox"/>	<input type="checkbox"/>	<input type="checkbox"/> <input type="checkbox"/> <input type="checkbox"/> <input type="checkbox"/> <input type="checkbox"/> <input type="checkbox"/>	51#
		Back Flex, Tilt Lock, Angle Adj	P2TU/RA/BF/TL/A	<input type="checkbox"/>	<input type="checkbox"/>	<input type="checkbox"/> <input type="checkbox"/> <input type="checkbox"/> <input type="checkbox"/> <input type="checkbox"/> <input type="checkbox"/>	51#
			A	B	C	D	

HOW TO ORDER

Indicate the following information on order form:

1. Quantity of each item.
2. Model number, including options. See "How To Build a Model Number".
3. Any special service required.

Note: •The ☐ indicates that a choice is required.
•The absence of the ☐ indicates that no choice is required.

HOW TO BUILD A MODEL NUMBER

- A

Select basic model.
- B

Select base option.

C

= Carpet casters

G

= Glides

S

= Hard floor casters

C

Select frame color.

Includes base, arm support, armrest, and chair underside.

Refer to color addendum at [ki.com](#) or in KI Price List or KI Fabrics & Finishes binder.

D

Select upholstery grade/color.

Refer to color addendum at [ki.com](#) or in KI Fabrics & Finishes binder.

UPHOLSTERY INFORMATION

C.O.M. and C.O.V. Upholstery
C.O.M. and C.O.V. requirements for 10 chairs or less is 3/4 yard per poly back panel chair or 1-1/2 yards per fully upholstered back chair of 54" wide nondirectional fabric; solid colors only. For orders of 11 or more chairs, and for complete information on ordering C.O.M. and C.O.V., see "Ordering C.O.M. and C.O.L. and C.O.V." section.

OPTIONS

California TB133 Fire Safety Code
The above seating products can be manufactured using the appropriate flame-retardant materials for compliance to California Technical Bulletin 133. Add "FR" to end of model number.
Model=Task
Added Lead Time=1 week
Added List Price= \$67



Piretti 2000 Series® Task

Task Chairs

Delivered Pricing Fabric Grade 1 & C.O.M.	Delivered Pricing Fabric Grade 2	Delivered Pricing Fabric Grade 3	Delivered Pricing Pallas Fabric Group P1	Delivered Pricing Pallas Fabric Group P2	Delivered Pricing Pallas Fabric Group P3	Delivered Pricing Pallas Fabric Group P4
\$ 684	\$ 726	\$ 731	\$ 702	\$ 730	\$ 755	\$ 784
729	772	779	750	777	800	829
755	798	802	773	801	826	853
785	828	834	805	831	856	885
807	851	858	828	856	880	908
\$ 764	\$ 825	\$ 830	\$ 791	\$ 830	\$ 864	\$ 900
811	869	878	840	878	909	946
835	896	901	863	901	935	970
868	925	935	896	935	964	1002
889	948	957	917	957	987	1025

SPECIAL SERVICES

Special Carton Marking

With specially marked information N/C



Shipping

Shipped **assembled freight prepaid f.o.b.**
Green Bay, Wisconsin 54302 factory.
Freight class #125.

Specifications and prices are subject to change
without prior notice.

Piretti 2000 Series® Task

Task Chairs

MODEL		Features	MODEL NUMBER				Approx. Packaged Weight
			Basic Model	Base	Frame Color	Upholstery Color	
 P2T	2000 Series Task Chair - Width/Height Adjustable Arm - Poly Back Panel <ul style="list-style-type: none">• Forward seat tilt (6°)• Adjustable back height of 2-1/4"• Plush, contoured foam with a waterfall seat for extended seating comfort• Pneumatic height adjustment with 4-1/2" range• Exposed components are monochromatic• Recessed armrest allows user to sit in close proximity to worksurface	Base Model	P2TP/BA/NBF/NTL/N	<input type="checkbox"/>	<input type="checkbox"/>	<input type="checkbox"/> <input type="checkbox"/> <input type="checkbox"/> <input type="checkbox"/> <input type="checkbox"/> <input type="checkbox"/>	52#
		Back Flex	P2TP/BA/BF/NTL/N	<input type="checkbox"/>	<input type="checkbox"/>	<input type="checkbox"/> <input type="checkbox"/> <input type="checkbox"/> <input type="checkbox"/> <input type="checkbox"/> <input type="checkbox"/>	52#
		Back Flex, Tilt Lock	P2TP/BA/BF/TL/N	<input type="checkbox"/>	<input type="checkbox"/>	<input type="checkbox"/> <input type="checkbox"/> <input type="checkbox"/> <input type="checkbox"/> <input type="checkbox"/> <input type="checkbox"/>	52#
		Back Flex, Angle Adj	P2TP/BA/BF/NTL/A	<input type="checkbox"/>	<input type="checkbox"/>	<input type="checkbox"/> <input type="checkbox"/> <input type="checkbox"/> <input type="checkbox"/> <input type="checkbox"/> <input type="checkbox"/>	52#
		Back Flex, Tilt Lock, Angle Adj	P2TP/BA/BF/TL/A	<input type="checkbox"/>	<input type="checkbox"/>	<input type="checkbox"/> <input type="checkbox"/> <input type="checkbox"/> <input type="checkbox"/> <input type="checkbox"/> <input type="checkbox"/>	52#
 P2T	2000 Series Task Chair - Width/Height Adjustable Arm - Fully Uph. Back <ul style="list-style-type: none">• Forward seat tilt (6°)• Adjustable back height of 2-1/4"• Plush, contoured foam with a waterfall seat for extended seating comfort• Pneumatic height adjustment with 4-1/2" range• Exposed components are monochromatic• Recessed armrest allows user to sit in close proximity to worksurface	Base Model	P2TU/BA/NBF/NTL/N	<input type="checkbox"/>	<input type="checkbox"/>	<input type="checkbox"/> <input type="checkbox"/> <input type="checkbox"/> <input type="checkbox"/> <input type="checkbox"/> <input type="checkbox"/>	52#
		Back Flex	P2TU/BA/BF/NTL/N	<input type="checkbox"/>	<input type="checkbox"/>	<input type="checkbox"/> <input type="checkbox"/> <input type="checkbox"/> <input type="checkbox"/> <input type="checkbox"/> <input type="checkbox"/>	52#
		Back Flex, Tilt Lock	P2TU/BA/BF/TL/N	<input type="checkbox"/>	<input type="checkbox"/>	<input type="checkbox"/> <input type="checkbox"/> <input type="checkbox"/> <input type="checkbox"/> <input type="checkbox"/> <input type="checkbox"/>	52#
		Back Flex, Angle Adj	P2TU/BA/BF/NTL/A	<input type="checkbox"/>	<input type="checkbox"/>	<input type="checkbox"/> <input type="checkbox"/> <input type="checkbox"/> <input type="checkbox"/> <input type="checkbox"/> <input type="checkbox"/>	52#
		Back Flex, Tilt Lock, Angle Adj	P2TU/BA/BF/TL/A	<input type="checkbox"/>	<input type="checkbox"/>	<input type="checkbox"/> <input type="checkbox"/> <input type="checkbox"/> <input type="checkbox"/> <input type="checkbox"/> <input type="checkbox"/>	52#

A

B

C

D

HOW TO ORDER

Indicate the following information on order form:

1. Quantity of each item.
2. Model number, including options. See "How To Build a Model Number".
3. Any special service required.

Note: •The ☐ indicates that a choice is required.
•The absence of the ☐ indicates that no choice is required.

HOW TO BUILD A MODEL NUMBER

- A

Select basic model.
- B

Select base option.

C

= Carpet casters

G

= Glides

S

= Hard floor casters

C

Select frame color.

Includes base, arm support, armrest, and chair underside.

Refer to color addendum at [ki.com](#) or in KI Price List or KI Fabrics & Finishes binder.

D

Select upholstery grade/color.

Refer to color addendum at [ki.com](#) or in KI Fabrics & Finishes binder.

UPHOLSTERY INFORMATION

C.O.M. and C.O.V. Upholstery
C.O.M. and C.O.V. requirements for 10 chairs or less is 3/4 yard per poly back panel chair or 1-1/2 yards per fully upholstered back chair of 54" wide nondirectional fabric; solid colors only. For orders of 11 or more chairs, and for complete information on ordering C.O.M. and C.O.V., see "Ordering C.O.M. and C.O.L. and C.O.V." section.

OPTIONS

California TB133 Fire Safety Code
The above seating products can be manufactured using the appropriate flame-retardant materials for compliance to California Technical Bulletin 133. Add "FR" to end of model number.
Model=Task
Added Lead Time=1 week
Added List Price=\$67



Piretti 2000 Series® Task

Task Chairs

Delivered Pricing Fabric Grade 1 & C.O.M.	Delivered Pricing Fabric Grade 2	Delivered Pricing Fabric Grade 3	Delivered Pricing Pallas Fabric Group P1	Delivered Pricing Pallas Fabric Group P2	Delivered Pricing Pallas Fabric Group P3	Delivered Pricing Pallas Fabric Group P4
\$ 813	\$ 858	\$ 863	\$ 834	\$ 861	\$ 884	\$ 915
860	903	908	881	907	931	961
884	929	935	904	932	956	986
915	958	964	936	962	986	1017
938	983	987	958	986	1009	1040
\$ 898	\$ 956	\$ 962	\$ 923	\$ 962	\$ 993	\$ 1030
942	1002	1009	969	1009	1040	1079
967	1025	1031	993	1031	1061	1101
997	1057	1062	1024	1062	1094	1133
1022	1081	1087	1048	1087	1117	1158

SPECIAL SERVICES

Special Carton Marking

With specially marked information N/C



Shipping

Shipped **assembled freight prepaid f.o.b. Green Bay, Wisconsin 54302** factory.
Freight class #125.

Specifications and prices are subject to change without prior notice.

Piretti 2000 Series® Stools

Task Stools

	Features	MODEL NUMBER					Approx. Packaged Weight
		Basic Model	Height	Base	Frame Color	Upholstery Color	
	Forward Seat Tilt	P2SP/NA/T/NBF/NTL/N	<input type="checkbox"/>	<input type="checkbox"/>	<input type="checkbox"/>	<input type="checkbox"/> <input type="checkbox"/> <input type="checkbox"/> <input type="checkbox"/> <input type="checkbox"/> <input type="checkbox"/>	52#
	No Forward Seat Tilt, Back Flex	P2SP/NA/F/BF/NTL/N	<input type="checkbox"/>	<input type="checkbox"/>	<input type="checkbox"/>	<input type="checkbox"/> <input type="checkbox"/> <input type="checkbox"/> <input type="checkbox"/> <input type="checkbox"/> <input type="checkbox"/>	52#
	Forward Seat Tilt, Back Flex	P2SP/NA/T/BF/NTL/N	<input type="checkbox"/>	<input type="checkbox"/>	<input type="checkbox"/>	<input type="checkbox"/> <input type="checkbox"/> <input type="checkbox"/> <input type="checkbox"/> <input type="checkbox"/> <input type="checkbox"/>	52#
	Forward Seat Tilt, Back Flex, Tilt Lock	P2SP/NA/T/BF/TL/N	<input type="checkbox"/>	<input type="checkbox"/>	<input type="checkbox"/>	<input type="checkbox"/> <input type="checkbox"/> <input type="checkbox"/> <input type="checkbox"/> <input type="checkbox"/> <input type="checkbox"/>	52#
	No Forward Seat Tilt, Back Flex, Angle Adj	P2SP/NA/F/BF/NTL/A	<input type="checkbox"/>	<input type="checkbox"/>	<input type="checkbox"/>	<input type="checkbox"/> <input type="checkbox"/> <input type="checkbox"/> <input type="checkbox"/> <input type="checkbox"/> <input type="checkbox"/>	52#
	Forward Seat Tilt, Back Flex, Angle Adj	P2SP/NA/T/BF/NTL/A	<input type="checkbox"/>	<input type="checkbox"/>	<input type="checkbox"/>	<input type="checkbox"/> <input type="checkbox"/> <input type="checkbox"/> <input type="checkbox"/> <input type="checkbox"/> <input type="checkbox"/>	52#
	Forward Seat Tilt, Back Flex, Tilt Lock, Angle Adj	P2SP/NA/T/BF/TL/A	<input type="checkbox"/>	<input type="checkbox"/>	<input type="checkbox"/>	<input type="checkbox"/> <input type="checkbox"/> <input type="checkbox"/> <input type="checkbox"/> <input type="checkbox"/> <input type="checkbox"/>	52#
	Forward Seat Tilt	P2SU/NA/T/NBF/NTL/N	<input type="checkbox"/>	<input type="checkbox"/>	<input type="checkbox"/>	<input type="checkbox"/> <input type="checkbox"/> <input type="checkbox"/> <input type="checkbox"/> <input type="checkbox"/> <input type="checkbox"/>	52#
	No Forward Seat Tilt, Back Flex	P2SU/NA/F/BF/NTL/N	<input type="checkbox"/>	<input type="checkbox"/>	<input type="checkbox"/>	<input type="checkbox"/> <input type="checkbox"/> <input type="checkbox"/> <input type="checkbox"/> <input type="checkbox"/> <input type="checkbox"/>	52#
	Forward Seat Tilt, Back Flex	P2SU/NA/T/BF/NTL/N	<input type="checkbox"/>	<input type="checkbox"/>	<input type="checkbox"/>	<input type="checkbox"/> <input type="checkbox"/> <input type="checkbox"/> <input type="checkbox"/> <input type="checkbox"/> <input type="checkbox"/>	52#
	Forward Seat Tilt, Back Flex, Tilt Lock	P2SU/NA/T/BF/TL/N	<input type="checkbox"/>	<input type="checkbox"/>	<input type="checkbox"/>	<input type="checkbox"/> <input type="checkbox"/> <input type="checkbox"/> <input type="checkbox"/> <input type="checkbox"/> <input type="checkbox"/>	52#
	No Forward Seat Tilt, Back Flex, Angle Adj	P2SU/NA/F/BF/NTL/A	<input type="checkbox"/>	<input type="checkbox"/>	<input type="checkbox"/>	<input type="checkbox"/> <input type="checkbox"/> <input type="checkbox"/> <input type="checkbox"/> <input type="checkbox"/> <input type="checkbox"/>	52#
	Forward Seat Tilt, Back Flex, Angle Adj	P2SU/NA/T/BF/NTL/A	<input type="checkbox"/>	<input type="checkbox"/>	<input type="checkbox"/>	<input type="checkbox"/> <input type="checkbox"/> <input type="checkbox"/> <input type="checkbox"/> <input type="checkbox"/> <input type="checkbox"/>	52#
	Forward Seat Tilt, Back Flex, Tilt Lock, Angle Adj	P2SU/NA/T/BF/TL/A	<input type="checkbox"/>	<input type="checkbox"/>	<input type="checkbox"/>	<input type="checkbox"/> <input type="checkbox"/> <input type="checkbox"/> <input type="checkbox"/> <input type="checkbox"/> <input type="checkbox"/>	52#

P2S

2000 Series Stool - Armless - Poly Back Panel

- Adjustable back height of 2-1/4"
- Plush, contoured foam with a waterfall seat for extended seating comfort
- Pneumatic height adjustment with 4-1/2" range
- Exposed components are monochromatic

P2S

2000 Series Stool - Armless - Fully Upholstered Back

- Adjustable back height of 2-1/4"
- Plush, contoured foam with a waterfall seat for extended seating comfort
- Pneumatic height adjustment with 4-1/2" range
- Exposed components are monochromatic

A

B

C

D

E

HOW TO ORDER

Indicate the following information on order form:

1. Quantity of each item.
2. Model number, including options. See "How To Build a Model Number".
3. Any special service required.

Note: •The ☐ indicates that a choice is required.
•The absence of the ☐ indicates that no choice is required.

HOW TO BUILD A MODEL NUMBER

- A** Select basic model.

- B** Select seat height.

MH = Mid-Range (19-26")

SH = Standard (27-32")

- C** Select base option.

C = Carpet casters

G = Glides

S = Hard floor casters

- D** Select frame color.

Includes base, arm support, armrest, and chair underside.

Refer to color addendum at ki.com or in KI Price List or KI Fabrics & Finishes binder.

- E** Select upholstery grade/color.

Refer to color addendum at ki.com or in KI Fabrics & Finishes binder.

UPHOLSTERY INFORMATION

C.O.M. and C.O.V. Upholstery

C.O.M. and C.O.V. requirements for 10 chairs or less is 3/4 yard per poly back panel chair or 1-1/2 yards per fully upholstered back chair of 54" wide nondirectional fabric; solid colors only. For orders of 11 or more chairs, and for complete information on ordering C.O.M. and C.O.V., see "Ordering C.O.M. and C.O.L. and C.O.V." section.

OPTIONS

California TB133 Fire Safety Code

The above seating products can be manufactured using the appropriate flame-retardant materials for compliance to California Technical Bulletin 133. Add "FR" to end of model number.

Model=Stool

Added Lead Time=1 week

Added List Price=\$67

SPECIAL SERVICES

With specially marked information	N/C
-----------------------------------	-----



Shipping

Shipped **assembled freight prepaid f.o.b.**
Green Bay, Wisconsin 54302 factory.
 Freight class #125.

Specifications and prices are subject to change without prior notice.

Piretti 2000 Series® Stools

Task Stools

	Features	MODEL NUMBER					Approx. Packaged Weight
		Basic Model	Height	Base	Frame Color	Upholstery Color	
	Forward Seat Tilt	P2SP/RA/T/NBF/NTL/N	<input type="checkbox"/> <input type="checkbox"/>	<input type="checkbox"/>	<input type="checkbox"/> <input type="checkbox"/>	<input type="checkbox"/> <input type="checkbox"/> <input type="checkbox"/> <input type="checkbox"/> <input type="checkbox"/> <input type="checkbox"/>	58#
	No Forward Seat Tilt, Back Flex	P2SP/RA/F/BF/NTL/N	<input type="checkbox"/> <input type="checkbox"/>	<input type="checkbox"/>	<input type="checkbox"/> <input type="checkbox"/>	<input type="checkbox"/> <input type="checkbox"/> <input type="checkbox"/> <input type="checkbox"/> <input type="checkbox"/> <input type="checkbox"/>	58#
	Forward Seat Tilt, Back Flex	P2SP/RA/T/BF/NTL/N	<input type="checkbox"/> <input type="checkbox"/>	<input type="checkbox"/>	<input type="checkbox"/> <input type="checkbox"/>	<input type="checkbox"/> <input type="checkbox"/> <input type="checkbox"/> <input type="checkbox"/> <input type="checkbox"/> <input type="checkbox"/>	58#
	Forward Seat Tilt, Back Flex, Tilt Lock	P2SP/RA/T/BF/TL/N	<input type="checkbox"/> <input type="checkbox"/>	<input type="checkbox"/>	<input type="checkbox"/> <input type="checkbox"/>	<input type="checkbox"/> <input type="checkbox"/> <input type="checkbox"/> <input type="checkbox"/> <input type="checkbox"/> <input type="checkbox"/>	58#
	No Forward Seat Tilt, Back Flex, Angle Adj	P2SP/RA/F/BF/NTL/A	<input type="checkbox"/> <input type="checkbox"/>	<input type="checkbox"/>	<input type="checkbox"/> <input type="checkbox"/>	<input type="checkbox"/> <input type="checkbox"/> <input type="checkbox"/> <input type="checkbox"/> <input type="checkbox"/> <input type="checkbox"/>	58#
	Forward Seat Tilt, Back Flex, Angle Adj	P2SP/RA/T/BF/NTL/A	<input type="checkbox"/> <input type="checkbox"/>	<input type="checkbox"/>	<input type="checkbox"/> <input type="checkbox"/>	<input type="checkbox"/> <input type="checkbox"/> <input type="checkbox"/> <input type="checkbox"/> <input type="checkbox"/> <input type="checkbox"/>	58#
	Forward Seat Tilt, Back Flex, Tilt Lock, Angle Adj	P2SP/RA/T/BF/TL/A	<input type="checkbox"/> <input type="checkbox"/>	<input type="checkbox"/>	<input type="checkbox"/> <input type="checkbox"/>	<input type="checkbox"/> <input type="checkbox"/> <input type="checkbox"/> <input type="checkbox"/> <input type="checkbox"/> <input type="checkbox"/>	58#
	Forward Seat Tilt	P2SU/RA/T/NBF/NTL/N	<input type="checkbox"/> <input type="checkbox"/>	<input type="checkbox"/>	<input type="checkbox"/> <input type="checkbox"/>	<input type="checkbox"/> <input type="checkbox"/> <input type="checkbox"/> <input type="checkbox"/> <input type="checkbox"/> <input type="checkbox"/>	58#
	No Forward Seat Tilt, Back Flex	P2SU/RA/F/BF/NTL/N	<input type="checkbox"/> <input type="checkbox"/>	<input type="checkbox"/>	<input type="checkbox"/> <input type="checkbox"/>	<input type="checkbox"/> <input type="checkbox"/> <input type="checkbox"/> <input type="checkbox"/> <input type="checkbox"/> <input type="checkbox"/>	58#
	Forward Seat Tilt, Back Flex	P2SU/RA/T/BF/NTL/N	<input type="checkbox"/> <input type="checkbox"/>	<input type="checkbox"/>	<input type="checkbox"/> <input type="checkbox"/>	<input type="checkbox"/> <input type="checkbox"/> <input type="checkbox"/> <input type="checkbox"/> <input type="checkbox"/> <input type="checkbox"/>	58#
	Forward Seat Tilt, Back Flex, Tilt Lock	P2SU/RA/T/BF/TL/N	<input type="checkbox"/> <input type="checkbox"/>	<input type="checkbox"/>	<input type="checkbox"/> <input type="checkbox"/>	<input type="checkbox"/> <input type="checkbox"/> <input type="checkbox"/> <input type="checkbox"/> <input type="checkbox"/> <input type="checkbox"/>	58#
	No Forward Seat Tilt, Back Flex, Angle Adj	P2SU/RA/F/BF/NTL/A	<input type="checkbox"/> <input type="checkbox"/>	<input type="checkbox"/>	<input type="checkbox"/> <input type="checkbox"/>	<input type="checkbox"/> <input type="checkbox"/> <input type="checkbox"/> <input type="checkbox"/> <input type="checkbox"/> <input type="checkbox"/>	58#
	Forward Seat Tilt, Back Flex, Angle Adj	P2SU/RA/T/BF/NTL/A	<input type="checkbox"/> <input type="checkbox"/>	<input type="checkbox"/>	<input type="checkbox"/> <input type="checkbox"/>	<input type="checkbox"/> <input type="checkbox"/> <input type="checkbox"/> <input type="checkbox"/> <input type="checkbox"/> <input type="checkbox"/>	58#
	Forward Seat Tilt, Back Flex, Tilt Lock, Angle Adj	P2SU/RA/T/BF/TL/A	<input type="checkbox"/> <input type="checkbox"/>	<input type="checkbox"/>	<input type="checkbox"/> <input type="checkbox"/>	<input type="checkbox"/> <input type="checkbox"/> <input type="checkbox"/> <input type="checkbox"/> <input type="checkbox"/> <input type="checkbox"/>	58#

A

B

C

D

E

HOW TO ORDER

Indicate the following information on order form:

- Quantity of each item.
- Model number, including options. See "How To Build a Model Number".
- Any special service required.

Note: •The ☐ indicates that a choice is required.
•The absence of the ☐ indicates that no choice is required.

HOW TO BUILD A MODEL NUMBER

- A

Select basic model.
- B

Select seat height.

MH = Mid-Range (19-26")

SH = Standard (27-32")
- C

Select base option.

C = Carpet casters

G = Glides

S = Hard floor casters
- D

Select frame color.

Includes base, arm support, armrest, and chair underside.

Refer to color addendum at [ki.com](#) or in KI Price List or KI Fabrics & Finishes binder.
- E

Select upholstery grade/color.

Refer to color addendum at [ki.com](#) or in KI Fabrics & Finishes binder.

UPHOLSTERY INFORMATION

C.O.M. and C.O.V. Upholstery
C.O.M. and C.O.V. requirements for 10 chairs or less is 3/4 yard per poly back panel chair or 1-1/2 yards per fully upholstered back chair of 54" wide nondirectional fabric; solid colors only. For orders of 11 or more chairs, and for complete information on ordering C.O.M. and C.O.V., see "Ordering C.O.M. and C.O.L. and C.O.V." section.

OPTIONS

California TB133 Fire Safety Code
The above seating products can be manufactured using the appropriate flame-retardant materials for compliance to California Technical Bulletin 133. Add "FR" to end of model number.
Model=Stool
Added Lead Time=1 week
Added List Price= \$67

SPECIAL SERVICES

Special Carton Marking

With specially marked information	N/C
-----------------------------------	-----


Shipping

Shipped **assembled freight prepaid f.o.b.**
Green Bay, Wisconsin 54302 factory.
Freight class #125.

Specifications and prices are subject to change without prior notice.



- Height adjustable arms - 2-1/2" travel
- Adjustable back height of 2-1/4"
- Plush, contoured foam with a waterfall seat for extended seating comfort
- Pneumatic height adjustment with 4-1/2" range
- Exposed components are monochromatic
- Recessed armrest allows user to sit in close proximity to worksurface

	Features	MODEL NUMBER					Approx. Packaged Weight
		Basic Model	Height	Base	Frame Color	Upholstery Color	
	Forward Seat Tilt	P2SP/BA/T/NBF/NTL/N	□□	□	□□	□□□□□	59#
	No Forward Seat Tilt, Back Flex	P2SP/BA/F/BF/NTL/N	□□	□	□□	□□□□□	59#
	Forward Seat Tilt, Back Flex	P2SP/BA/T/BF/NTL/N	□□	□	□□	□□□□□	59#
	Forward Seat Tilt, Back Flex, Tilt Lock	P2SP/BA/T/BF/TL/N	□□	□	□□	□□□□□	59#
	No Forward Seat Tilt, Back Flex, Angle Adj	P2SP/BA/F/BF/NTL/A	□□	□	□□	□□□□□	59#
	Forward Seat Tilt, Back Flex, Angle Adj	P2SP/BA/T/BF/NTL/A	□□	□	□□	□□□□□	59#
	Forward Seat Tilt, Back Flex, Tilt Lock, Angle Adj	P2SP/BA/T/BF/TL/A	□□	□	□□	□□□□□	59#
P2S							
2000 Series Stool - Width/Height Adjustable Arm - Poly Back Panel							
<ul style="list-style-type: none"> • Height adjustable arms - 2-1/2" travel • Adjustable back height of 2-1/4" • Plush, contoured foam with a waterfall seat for extended seating comfort • Pneumatic height adjustment with 4-1/2" range • Exposed components are monochromatic • Recessed armrest allows user to sit in close proximity to worksurface 							

A
B
C
D
E

Note: • The ☐ indicates that a choice is required.
• The absence of the ☐ indicates that no choice is required.

E Select upholstery grade/color.
Refer to color addendum at ki.com or in
KI Fabrics & Finishes binder.

C.O.M. and C.O.V. requirements for 10 chairs or less is 3/4 yard per poly back panel chair or 1-1/2 yards per fully upholstered back chair of 54" wide nondirectional fabric; solid colors only. For orders of 11 or more chairs, and for complete information on ordering C.O.M. and C.O.V., see "Ordering C.O.M. and C.O.L. and C.O.V." section.

The above seating products can be manufactured using the appropriate flame-retardant materials for compliance to California Technical Bulletin 133. Add "FR" to end of model number.
Model=Stool
Added Lead Time=1 week
Added List Price= \$67



Piretti 2000 Series® Stools

Task Stools

Delivered Pricing Fabric Grade 1 & C.O.M.	Delivered Pricing Fabric Grade 2	Delivered Pricing Fabric Grade 3	Delivered Pricing Pallas Fabric Group P1	Delivered Pricing Pallas Fabric Group P2	Delivered Pricing Pallas Fabric Group P3	Delivered Pricing Pallas Fabric Group P4
\$ 1024	\$ 1067	\$ 1075	\$ 1046	\$ 1073	\$ 1095	\$ 1125
1071	1115	1119	1091	1118	1141	1171
1071	1115	1119	1091	1118	1141	1171
1094	1137	1142	1115	1141	1165	1196
1125	1169	1173	1145	1172	1197	1226
1125	1169	1173	1145	1172	1197	1226
1149	1194	1198	1169	1197	1221	1251

SPECIAL SERVICES

Special Carton Marking

With specially marked information N/C

Shipping

Shipped **assembled freight prepaid f.o.b.**
Green Bay, Wisconsin 54302 factory.
Freight class #125.

Specifications and prices are subject to change
without prior notice.

- Height adjustable arms - 2-1/2" travel
- Adjustable back height of 2-1/4"
- Plush, contoured foam with a waterfall seat for extended seating comfort
- Pneumatic height adjustment with 4-1/2" range
- Exposed components are monochromatic
- Recessed armrest allows user to sit in close proximity to worksurface

[illegible]

Note:

- The ☐ indicates that a choice is required.
- The absence of the ☐ indicates that no choice is required.

E Select upholstery grade/color.
Refer to color addendum at ki.com or in
KI Fabrics & Finishes binder.

C.O.M. and C.O.V. requirements for 10 chairs or less is 3/4 yard per poly back panel chair or 1-1/2 yards per fully upholstered back chair of 54" wide nondirectional fabric; solid colors only. For orders of 11 or more chairs, and for complete information on ordering C.O.M. and C.O.V., see "Ordering C.O.M. and C.O.L. and C.O.V." section.

The above seating products can be manufactured using the appropriate flame-retardant materials for compliance to California Technical Bulletin 133. Add "FR" to end of model number.
Model=Stool
Added Lead Time=1 week
Added List Price= \$67



Piretti 2000 Series® Stools

Task Stools

Delivered Pricing Fabric Grade 1 & C.O.M.	Delivered Pricing Fabric Grade 2	Delivered Pricing Fabric Grade 3	Delivered Pricing Pallas Fabric Group P1	Delivered Pricing Pallas Fabric Group P2	Delivered Pricing Pallas Fabric Group P3	Delivered Pricing Pallas Fabric Group P4
\$ 1107	\$ 1165	\$ 1172	\$ 1134	\$ 1172	\$ 1202	\$ 1241
1154	1211	1221	1180	1221	1252	1288
1154	1211	1221	1180	1221	1252	1288
1176	1234	1244	1202	1244	1275	1312
1205	1264	1274	1233	1274	1305	1341
1205	1264	1274	1233	1274	1305	1341
1232	1289	1299	1258	1299	1329	1367

SPECIAL SERVICES

Special Carton Marking

With specially marked information N/C

Shipping

Shipped **assembled freight prepaid f.o.b.**
Green Bay, Wisconsin 54302 factory.
Freight class #125.

Specifications and prices are subject to change
without prior notice.



Task Cantilever Arm
Chair (SPDCAU)



Task Armless Stool
(SPSNAU)

Features		
Poly or upholstered seat	•	•
Flex back	•	•
General Dimensions		
Seat width x depth	18" x 18"	18" x 18"
Seat height (upholstered add 1")	17-1/4" - 22-1/4"	20" - 27-1/2"
Overall Dimensions		
Width	26-1/2"	27-1/2"
Height	32-3/4" - 37-3/4"	37-1/2" - 48"
Depth	26-1/2"	27-1/2"
Arms to floor	26" - 31"	

SPECIFICATIONS

Underseat Structure

Support structure is die-formed, 13-gauge steel welded to a 1" o.d. x 14-gauge tubular steel cross member.

Arms

When equipped with optional cantilevered arms, the supporting structure is 7/8" o.d. x 13-gauge tubular steel, welded directly to the seat support structure. The arm caps are injection molded nylon and are attached to the steel structure by means of screws. Both the steel tube arm support and the arm caps will match the color of the poly seat and back.

Seat

Injection molded polypropylene attached directly to the structure.

Backrest

Injection molded polypropylene with integral steel cantilever springs. The combination of the slotted polypropylene back and the spring

steel provides a supportive flexing back. Springs are nominal 4.5mm diameter chrome silicon valve spring wire.

Optional Upholstered Seat

Molded urethane foam is attached to an injection molded polypropylene seat board, then upholstered using a draw-string process. The assembled seat pad is attached to the seat by means of hidden fasteners.

Base

Injection-molded glass-reinforced nylon 5-blade base (black or warm grey for task; black only for stool). Casters have high-impact thermoplastic double wheels. A single control paddle under the seat operates the height-adjusting pneumatic cylinder.

Frame Finishes

Baked-on electrostatically-applied 45° gloss epoxy powder coating.

Task Stools

In addition to the standard height unit

described above, a stool-height version is available. Stools are equipped with a pneumatic cylinder allowing adjustment of seat heights from 22" to 32-1/2". The 18" diameter adjustable-height foot ring is made of die-cast aluminum with a chrome-plated tubular steel ring and black "spokes." Stools are only available with black bases.

Casters

Double wheels of high-impact thermoplastic. High-impact plastic frame. Casters are monochromatic with base. Carpet or hard floor casters offered. Hard floor casters are black only.

INFORMATION

C.O.M. Testing and Production Requirements

Not all materials are suitable for upholstering this product. A 1 yd. x 54" sample must be submitted and approved prior to acceptance of an order. If the fabric is directional in pattern or weave, the direction must be indicated on

the submitted sample, and additional yardage may be requested.

Test samples must be sent to:
KI
Attn: C.O.M. Specialist
1330 Bellevue Street
Green Bay, WI 54302

Task chairs and task stools ship knock-down. Minimal assembly is required.





INFORMATION

Warranty

Refer to KI Terms & Conditions document or visit ki.com

Strive®
Task Chairs and Stools

		MODEL	Features	MODEL NUMBER					Approx. Packaged Weight
				Basic Model	Frame Color	Seat & Back Color	Casters	Upholstery Color	
 SPDP SPDU	Task Armless Chair • Flex back	Poly	SPDNAP	<input type="checkbox"/> <input type="checkbox"/>	<input type="checkbox"/> <input type="checkbox"/> <input type="checkbox"/>	<input type="checkbox"/>		32#	
		Upholstered Seat	SPDNAU	<input type="checkbox"/> <input type="checkbox"/>	<input type="checkbox"/> <input type="checkbox"/> <input type="checkbox"/>	<input type="checkbox"/>	<input type="checkbox"/> <input type="checkbox"/> <input type="checkbox"/> <input type="checkbox"/>	35#	
 SPDP SPDU	Task Cantilever Arm Chair • Flex back	Poly	SPDCAP	<input type="checkbox"/> <input type="checkbox"/>	<input type="checkbox"/> <input type="checkbox"/> <input type="checkbox"/>	<input type="checkbox"/>		35#	
		Upholstered Seat	SPDCAU	<input type="checkbox"/> <input type="checkbox"/>	<input type="checkbox"/> <input type="checkbox"/> <input type="checkbox"/>	<input type="checkbox"/>	<input type="checkbox"/> <input type="checkbox"/> <input type="checkbox"/> <input type="checkbox"/>	38#	

HOW TO ORDER

Indicate the following information on order form:

- Quantity of each item.
- Model number, including options. See "How To Build a Model Number".
- Any special service required.

Note: •The ☐ indicates that a choice is required.
•The absence of the ☐ indicates that no choice is required.

HOW TO BUILD A MODEL NUMBER

- A** Select basic model.
- B** Select frame color.
Refer to color addendum at ki.com or in KI Price List or KI Fabrics & Finishes binder.
- C** Select poly seat and back color.
Refer to color addendum at ki.com or in KI Price List or KI Fabrics & Finishes binder.
- D** Select caster option.
C = Carpet casters
S = Hard floor casters
- E** Select upholstery grade/color.
Refer to color addendum at ki.com or in KI Fabrics & Finishes binder.

UPHOLSTERY INFORMATION

C.O.M. Upholstery
C.O.M. requirement 3/4 yard per chair of 54" wide nondirectional fabric. For complete information on ordering C.O.M., see "Ordering C.O.M., C.O.V. and C.O.L." section.

OPTIONS

California TB133 Fire Safety Code
The above seating products can be manufactured using the appropriate flame-retardant materials for compliance to California Technical Bulletin 133. No additional lead time. Add "FR" to end of model number.
Model=Polypropylene
Added List Price= \$10
Model=Upholstered Seat
Added List Price= \$58

	Delivered	Delivered	Delivered	Delivered		Delivered	Delivered	Delivered	Delivered
Delivered	Pricing	Pricing	Pricing	Pricing	Delivered	Pricing	Pricing	Pricing	Pricing
Pricing	Fabric Grade	Fabric Grade	Fabric Grade	Vinyl Group	Pricing	Pallas Fabric	Pallas Fabric	Pallas Fabric	Pallas Fabric
Unupholstered	1 & C.O.M.	2	3	2	C.O.V.	Group P1	Group P2	Group P3	Group P4

N/A

N/A

316

339

350

350

316

379

396

413

428

N/A

N/A

364

387

398

398

364

427

444

461

476

Special Carton Marking

With specially marked information	N/C
-----------------------------------	-----



Shipping

Shipped **k.d. freight prepaid f.o.b. Green Bay, Wisconsin 54302** factory. Freight class #125.

Specifications and prices are subject to change without prior notice.

Strive®

Task Chairs and Stools

		MODEL	Features	MODEL NUMBER					Approx. Packaged Weight
				Basic Model	Frame Color	Seat & Back Color	Casters	Upholstery Color	
 SPSP SPSU	Task Armless Stool • Flex back	Poly	SPSNAP	BL	<input type="checkbox"/> <input type="checkbox"/> <input type="checkbox"/>	<input type="checkbox"/>		37#	
		Upholstered Seat	SPSNAU	BL	<input type="checkbox"/> <input type="checkbox"/> <input type="checkbox"/>	<input type="checkbox"/>	<input type="checkbox"/> <input type="checkbox"/> <input type="checkbox"/> <input type="checkbox"/>	39#	
 SPSP SPSU	Task Cantilever Arm Stool • Flex back	Poly	SPSCAP	BL	<input type="checkbox"/> <input type="checkbox"/> <input type="checkbox"/>	<input type="checkbox"/>		39#	
		Upholstered Seat	SPSCAU	BL	<input type="checkbox"/> <input type="checkbox"/> <input type="checkbox"/>	<input type="checkbox"/>	<input type="checkbox"/> <input type="checkbox"/> <input type="checkbox"/> <input type="checkbox"/>	41#	

HOW TO ORDER

Indicate the following information on order form:

1. Quantity of each item.
2. Model number, including options. See "How To Build a Model Number".
3. Any special service required.

Note: • The ☐ indicates that a choice is required.
 • The absence of the ☐ indicates that no choice is required.

HOW TO BUILD A MODEL NUMBER

- A** Select basic model.
- B** Select frame color.
 Refer to color addendum at ki.com or in KI Price List or KI Fabrics & Finishes binder.
- C** Select poly seat and back color.
 Refer to color addendum at ki.com or in KI Price List or KI Fabrics & Finishes binder.
- D** Select caster option.
C = Carpet casters
S = Hard floor casters
- E** Select upholstery grade/color.
 Refer to color addendum at ki.com or in KI Fabrics & Finishes binder.

UPHOLSTERY INFORMATION

C.O.M. Upholstery

C.O.M. requirement 3/4 yard per chair of 54" wide nondirectional fabric. For complete information on ordering C.O.M., see "Ordering C.O.M., C.O.V. and C.O.L." section.

OPTIONS

California TB133 Fire Safety Code

The above seating products can be manufactured using the appropriate flame-retardant materials for compliance to California Technical Bulletin 133. No additional lead time. Add "FR" to end of model number.
 Model=Polypropylene
 Added List Price= \$10
 Model=Upholstered Seat
 Added List Price= \$58



Delivered Pricing Unupholstered	Delivered Pricing Fabric Grade 1 & C.O.M.	Delivered Pricing Fabric Grade 2	Delivered Pricing Fabric Grade 3	Delivered Pricing Vinyl Group 2	Delivered Pricing C.O.V.	Delivered Pricing Pallas Fabric Group P1	Delivered Pricing Pallas Fabric Group P2	Delivered Pricing Pallas Fabric Group P3	Delivered Pricing Pallas Fabric Group P4
\$ 339									
N/A	390	413	424	424	390	454	471	488	502
\$ 387									
N/A	438	461	472	472	438	501	518	535	550

SPECIAL SERVICES

Special Carton Marking

With specially marked informationN/C

Shipping

Shipped k.d. freight prepaid f.o.b. Green Bay, Wisconsin 54302 factory. Freight class #125.

Specifications and prices are subject to change without prior notice.

Torsion

General Information



**Pedestal Base Armchair
(TPCAU)**

Features	
Back flex	•
Available in polypropylene or upholstered	•
Pneumatic seat height adjustment	•
General Dimensions	
Seat width	18"
Seat depth	18"
Seat height	16" - 21"
Back width	17-7/8"
Back height	16"
Overall Dimensions	
Depth	24"
Height	31-3/4" - 36-3/4"
Width with arms	26-1/2"
Width with no arms	24"
Top of arm to floor	24-3/4" - 29-3/4"



Armrest

SPECIFICATIONS

Seat and Backrest

Seats and backrests are molded compound curved polypropylene with a textured finish. Seat is two-piece construction. Upholstered chairs have partially exposed polypropylene surfaces. Fabric is upholstered over 9/16" foam on the backrest and 15/16" on the seat for stack chairs. Fabric is upholstered over 1-1/2" foam on the seat for pedestal chairs.

Backrest Supports

Two die-cast aluminum backrest supports attach the backrest to the Torsion® mechanism. A steel tube is cast into each backrest support for added strength.

Torsion® Mechanism

The back flex is achieved by the Torsion® mechanism. It consists of two flat torsion springs captured at both ends by brass bushings which in turn engage with the backrest supports. The Torsion® mechanism creates gradually increasing resistance over the full

12° of back flex.

Armrests

A tubular steel frame supports self-skinning urethane armrests. The support is bolted to the seat underside and powder coated to match other hard surface elements. Arms are field-installable.

Pedestal Base

24" injection-molded glass-reinforced nylon, five-blade base for task. 26" for stool.

Casters

Double wheels of high-impact thermoplastic. High-impact plastic frame. Finish matches chair color if it is black, warm grey, blue grey or sand. Otherwise, casters are black.

INFORMATION

C.O.M Testing and Production Requirements

Not all materials are suitable for upholstering this product. A 3/4 yd. x 54" sample must be

submitted and approved prior to acceptance of an order. If the fabric is directional in pattern or weave, the direction must be indicated on the submitted sample, and additional yardage may be requested.

Test samples must be sent to:

KI
Attn: C.O.M. Specialist
1330 Bellevue Street
Green Bay, WI 54302

Design

Designed by Giancarlo Piretti and manufactured in the USA by Krueger International, Inc. under license from Pro-Cord S.p.A.



**Adjustable Stool
(TPSNAPSH)**

Features

Back flex	•
Available in polypropylene or upholstered	•
Pneumatic seat height adjustment	•

General Dimensions

Seat width	18"
Seat depth	18"
Back width	17-7/8"
Back height	16"

Overall Dimensions

Depth	25"
Height	36-1/2" - 47"
Width with arms	26-1/2"
Width with no arms	26"
Top of arm to floor	28-1/2" - 39-1/8"
Seat height	19-3/4" - 30-1/4"
Casters on center	26"



INFORMATION

Warranty

Refer to KI Terms & Conditions document or visit ki.com

Torsion

Task Chairs and Stools

MODEL	Features	MODEL NUMBER					Approx. Packaged Weight
		Basic Model	Base	Frame Color	Seat & Back Color	Upholstery Color	
 TPP TPU	Pedestal Base Armless Chair <ul style="list-style-type: none">• Flex back• No arm• Pneumatic height adjustment• Swivel seat	Polypropylene	TPNAP	<input type="checkbox"/>	<input type="checkbox"/> <input type="checkbox"/>	<input type="checkbox"/> <input type="checkbox"/> <input type="checkbox"/>	33#
	Upholstered	TPNAU	<input type="checkbox"/>	<input type="checkbox"/> <input type="checkbox"/>	<input type="checkbox"/> <input type="checkbox"/> <input type="checkbox"/>	<input type="checkbox"/> <input type="checkbox"/> <input type="checkbox"/> <input type="checkbox"/> <input type="checkbox"/>	35#
 TPP TPU	Pedestal Base Armchair <ul style="list-style-type: none">• Flex back• Pneumatic height adjustment• Swivel seat	Polypropylene	TPCAP	<input type="checkbox"/>	<input type="checkbox"/> <input type="checkbox"/>	<input type="checkbox"/> <input type="checkbox"/> <input type="checkbox"/>	39#
	Upholstered	TPCAU	<input type="checkbox"/>	<input type="checkbox"/> <input type="checkbox"/>	<input type="checkbox"/> <input type="checkbox"/> <input type="checkbox"/>	<input type="checkbox"/> <input type="checkbox"/> <input type="checkbox"/> <input type="checkbox"/> <input type="checkbox"/>	41#
			A	B	C	D	E

HOW TO ORDER

Indicate the following information on order form:

- 1. Quantity of each item.
- 2. Model number, including options. See "How To Build a Model Number".
- 3. Any special service required.

Note: •The ☐ indicates that a choice is required.
•The absence of the ☐ indicates that no choice is required.

HOW TO BUILD A MODEL NUMBER

KI Fabrics & Finishes binder.

- A** Select basic model.
- B** Select base option.
C _____ = Carpet casters
S _____ = Hard floor casters
- C** Select frame color.
Refer to color addendum at ki.com or in KI Price List or KI Fabrics & Finishes binder.
The metal back support matches the frame color.
The arm support matches the frame color.
- D** Select seat and back color.
Refer to color addendum at ki.com or in KI Price List or KI Fabrics & Finishes binder.
- E** Select upholstery grade/color.
Refer to color addendum at ki.com or in

UPHOLSTERY INFORMATION

C.O.M. Upholstery
C.O.M. requirement for 10 chairs or less is 3/4 yard per chair of 54" wide nondirectional fabric. For orders of 11 or more chairs and for complete information on ordering C.O.M., see "Ordering C.O.M., C.O.V. and C.O.L." section.

[illegible]

OPTIONS

California TB133 Fire Safety Code

The above seating products can be manufactured using the appropriate flame-retardant materials for compliance to California Technical Bulletin 133. Add "FR" to end of model number.
Model=Polypropylene
Added Lead Time=1 week
Added List Price= \$61
Model=Upholstered
Added Lead Time=1 week
Added List Price=\$68

INFORMATION

Note:

Note: Torsion® in 2V Vinyl with FR requires a customer waiver since addition of the FR fire barrier to the upholstery detracts from the aesthetics of the chair.

SPECIAL SERVICES

Special Carton Marking

With specially marked information	N/C
-----------------------------------	-----



Shipping

Shipped **assembled freight prepaid f.o.b.**
Green Bay, Wisconsin 54302 factory.
Freight class #125.

Specifications and prices are subject to change without prior notice.

Torsion

Task Chairs and Stools

MODEL		Features	MODEL NUMBER					Approx. Packaged Weight
			Basic Model	Base	Frame Color	Seat & Back Color	Upholstery Color	
 TPSP TPSU	Pedestal Base Stool <ul style="list-style-type: none">• Flex back• No arm• Pneumatic height adjustment• Swivel seat	Polypropylene	TPSNAP	<input type="checkbox"/>	<input type="checkbox"/> <input type="checkbox"/>	<input type="checkbox"/> <input type="checkbox"/> <input type="checkbox"/>		33#
		Upholstered	TPSNAU	<input type="checkbox"/>	<input type="checkbox"/> <input type="checkbox"/>	<input type="checkbox"/> <input type="checkbox"/> <input type="checkbox"/>	<input type="checkbox"/> <input type="checkbox"/> <input type="checkbox"/> <input type="checkbox"/> <input type="checkbox"/>	35#
 TPSP TPSU	Pedestal Base Stool with Arm <ul style="list-style-type: none">• Flex back• Pneumatic height adjustment• Swivel seat	Polypropylene	TPSCAP	<input type="checkbox"/>	<input type="checkbox"/> <input type="checkbox"/>	<input type="checkbox"/> <input type="checkbox"/> <input type="checkbox"/>		39#
		Upholstered	TPSCAU	<input type="checkbox"/>	<input type="checkbox"/> <input type="checkbox"/>	<input type="checkbox"/> <input type="checkbox"/> <input type="checkbox"/>	<input type="checkbox"/> <input type="checkbox"/> <input type="checkbox"/> <input type="checkbox"/> <input type="checkbox"/>	41#
				A	B	C	D	E

HOW TO ORDER

Indicate the following information on order form:

1. Quantity of each item.
2. Model number, including options. See "How To Build a Model Number".
3. Any special service required.

Note: •The ☐ indicates that a choice is required.
•The absence of the ☐ indicates that no choice is required.

HOW TO BUILD A MODEL NUMBER

KI Fabrics & Finishes binder.

- A** Select basic model.
- B** Select base option.

C _____ = Carpet casters

S _____ = Hard floor casters
- C** Select frame color.
Refer to color addendum at ki.com or in KI Price List or KI Fabrics & Finishes binder.
The metal back support matches the frame color.
The arm support matches the frame color.
- D** Select seat and back color.
Refer to color addendum at ki.com or in KI Price List or KI Fabrics & Finishes binder.
- E** Select upholstery grade/color.
Refer to color addendum at ki.com or in

UPHOLSTERY INFORMATION

C.O.M. Upholstery
C.O.M. requirement for 10 chairs or less is 3/4 yard per chair of 54" wide nondirectional fabric. For orders of 11 or more chairs and for complete information on ordering C.O.M., see "Ordering C.O.M., C.O.V. and C.O.L." section.

	Delivered Pricing	Delivered Pricing	Delivered Pricing	Delivered Pricing	Delivered Pricing	Delivered Pricing	Delivered Pricing	Delivered Pricing
Delivered Pricing	Fabric Grade	Fabric Grade	Fabric Grade	Vinyl Group	Pallas Fabric	Pallas Fabric	Pallas Fabric	Pallas Fabric
Unupholstered	1 & C.O.M.	2	3	2	Group P1	Group P2	Group P3	Group P4

\$	493								
N/A	608	643	649	649	620	640	657	676	

\$	595								
N/A	709	731	752	752	723	742	759	778	

SPECIAL SERVICES

Note:

Torsion® in 2V Vinyl with FR requires a customer waiver since addition of the FR fire barrier to the upholstery detracts from the aesthetics of the chair.

Special Carton Marking

With specially marked information	N/C
-----------------------------------	-----

Shipping

Shipped **assembled freight prepaid f.o.b.**
Green Bay, Wisconsin 54302 factory.
Freight class #125.

Specifications and prices are subject to change without prior notice.

Index

Model No.	Description	Page	Model No.	Description	Page
1025/2	Task Chairs: Mid Back-Upholstered Arm	14	P2MSP/NA	Task Chairs: 2000 Series Visitor Armless Chair - Poly Back Panel	70
1026/2	Task Chairs: High Back-Upholstered Arm	14	P2MSP/RA	Task Chairs: 2000 Series Visitor Armchair - Poly Back Panel	72
1125/2	Task Chairs: Mid Back-Wood Arm	16	P2MSU/NA	Task Chairs: 2000 Series Visitor Armless Chair - Fully Upholstered Back	70
1126/2	Task Chairs: High Back - Wood Arm	16	P2MSU/RA	Task Chairs: 2000 Series Visitor Armchair - Fully Upholstered Back	72
7225/2	Task Chairs: Swivel Tilt Chair	56	P2MU/BA	Task Chairs: 2000 Series Managerial Armchair - Fully Upholstered Back	68
7226/2	Task Chairs: High Back Swivel Tilt Chair	56	P2MU/NA	Task Chairs: 2000 Series Managerial Armless Chair - Fully Upholstered Back	66
AB-29GA	Task Chairs: Allude™ Task Chair	10	P2SP/BA/F/BF/NTL/A	Task Stools: 2000 Series Stool - Width/Height Adjustable Arm - Poly Back Panel	84
AB-29GA-ARM	Task Chairs: Allude™ Arms only	10	P2SP/NA/F/BF/NTL/A	Task Stools: 2000 Series Stool - Armless - Poly Back Panel	80
BR2	Task, Stool, Guest Chairs: Loop Arms (Arms Only)	52	P2SP/RA/F/BF/NTL/A	Task Stools: 2000 Series Stool - Fixed Arm - Poly Back Panel	82
BR5	Task, Stool, Guest Chairs: T-Arms (Arms Only)	52	P2SU/BA/F/BF/NTL/A	Task Stools: 2000 Series Stool - Width/Height Adjustable Arm - Fully Uphol. Back	86
ENGMP/AA	Task Chairs and Stools: Armchair with Height Adjustable Arm, Pivoting Armcaps	20	P2SU/NA/F/BF/NTL/A	Task Stools: 2000 Series Stool - Armless - Fully Upholstered Back	80
ENGMP/BA	Task Chairs and Stools: Armchair with Height Adjustable Arm, Width Adjustable Armcap	22	P2SU/RA/F/BF/NTL/A	Task Stools: 2000 Series Stool - Fixed Arm - Fully Upholstered Back	82
ENGMP/CHBA	Task Chairs and Stools: Armchair with Height Adj. Arm, Width Adj. Armcap, Chrome Arm Supports	22	P2TP/BA/BF/NTL/A	Task Chairs: 2000 Series Task Chair - Width/Height Adjustable Arm - Poly Back Panel	78
ENGMP/FA	Task Chairs and Stools: Fixed Arm Chair	20	P2TP/NA/BF/NTL/A	Task Chairs: 2000 Series Task Chair - Armless - Poly Back Panel	74
ENGMP/HA	Task Chairs and Stools: Armchair with Height Adjustable Arms, Fixed Armcap	22	P2TP/RA/BF/NTL/A	Task Chairs: 2000 Series Task Chair - Fixed Arm - Poly Back Panel	76
ENGMP/NA	Task Chairs and Stools: Armless Chair	20	P2TU/BA/BF/NTL/A	Task Chairs: 2000 Series Task Chair - Width/Height Adjustable Arm - Fully Uph. Back	78
ENGSM/AA	Task Chairs and Stools: Arm Stool with Height Adjustable Arm, Pivoting Armcap	24	P2TU/NA/BF/NTL/A	Task Chairs: 2000 Series Task Chair - Armless - Fully Upholstered Back	74
ENGSM/BA	Task Chairs and Stools: Arm Stool with Height Adjustable Arm, Width Adjustable Armcaps	26	P2TU/RA/BF/NTL/A	Task Chairs: 2000 Series Task Chair - Fixed Arm - Fully Upholstered Back	76
ENGSM/FA	Task Chairs and Stools: Fixed Arm Stool	24	SPDCAP	Task Chairs and Stools: Task Cantilever Arm Chair	90
ENGSM/HA	Task Chairs and Stools: Arm Stool with Height Adjustable Arm, Fixed Armcaps	26	SPDNAP	Task Chairs and Stools: Task Armless Chair	90
ENGSM/NA	Task Chairs and Stools: Armless Stool	24	SPSCAP	Task Chairs and Stools: Task Cantilever Arm Stool	92
G705AP	Task Chairs: Task Armchair	30	SPSNAP	Task Chairs and Stools: Task Armless Stool	92
G705NAP	Task Chairs: Task Armless Chair	30	TPCAP	Task Chairs and Stools: Pedestal Base Armchair	96
G715AP	Task Stools: Task Arm Stool	32	TPNAP	Task Chairs and Stools: Pedestal Base Armless Chair	96
G715NAP	Task Stools: Task Armless Stool	32	TPSCAP	Task Chairs and Stools: Pedestal Base Stool with Arm	98
IMPP/AA	Task Chairs: Impulse® Chair - Plastic	44	TPSNAP	Task Chairs and Stools: Pedestal Base Stool	98
K142/BR2	Task, Stool, Guest Chairs: Midback Task Chair, Simple Function	48			
K144/BR2	Task, Stool, Guest Chairs: Midback Task Chair, Advanced Function	48			
K146/BR2	Task, Stool, Guest Chairs: Highback Task Chair, Simple Function	50			
K147/BR2/CH	Task, Stool, Guest Chairs: Highback Stool	52			
K148/BR2	Task, Stool, Guest Chairs: Highback Task Chair, Advanced Function	50			
K148S/BR2	Task, Stool, Guest Chairs: Highback Guest Chair	52			
K160S	Task Chairs and Stools: Impress® Guest Chair - Sled Base	36			
K162	Task Chairs and Stools: Impress® Task Chair - Free Float	36			
K163	Task Chairs and Stools: Impress® Stool	36			
K171S	Task Chairs and Stools: Impress® Ultra Task Chair - Guest	40			
K174	Task Chairs and Stools: Impress® Ultra Task Chair - Mid Back	40			
K175	Task Chairs and Stools: Impress® Ultra Stool	40			
K178	Task Chairs and Stools: Impress® Ultra Task Chair - High Back	40			
K188/KR48	Task Chairs: Pilot Chair	60			
P2EU/BA	Task Chairs: 2000 Series Executive Armchair	64			
P2EU/NA	Task Chairs: 2000 Series Executive Armless Chair	64			
P2MP/BA	Task Chairs: 2000 Series Managerial Armchair - Poly Back Panel	68			
P2MP/NA	Task Chairs: 2000 Series Managerial Armless Chair - Poly Back Panel	66			



**You make the rules.
We make the rest.®**

Of course KI solutions work better for you. They're made for you. No one pays more attention to customer needs than we do. We don't design our furniture to win awards (even though it does). We don't rely on one-size-fits-all solutions (even though they would make our life easier). We find out what you need. And, we make it. The same applies to our service, distribution channels...everything we do. It's all built around knowing what you want and giving you the choice. KI solutions work, because we're working for you.

KI
1330 Bellevue Street
P.O. Box 8100
Green Bay, Wisconsin 54302-8100
1-800-424-2432
www.ki.com

KI is a registered trademark
of Krueger International, Inc.

© 2008 KI
All Rights Reserved.
Litho in USA.
KI-I 1478/KI/VL/308