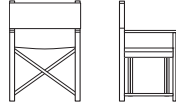




INDOOR OR OUTDOOR




C A B I N A R M C H A I R - T W O - P I E C E

W 23 1/2" (60cm) . D 20 1/2" (52cm) . H 33 3/4" (86cm) . SH 18" (46cm) . AH 26" (66cm)

FRAME: SOLID NATURAL PREMIUM TEAK™ . FOLDS FLAT FOR EASY STORAGE

SEAT & BACK: AVAILABLE IN STANDARD JARDIN FABRIC

OPTIONAL: SEAT PAD WITH REMOVABLE COVER



C R O S S D I N I N G T A B L E

L 31 1/2" (80cm) . W 31 1/2" (80cm) . H 28 3/4" (73cm)

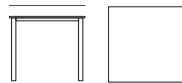
L 55" (140cm) . W 31 1/2" (80cm) . H 28 3/4" (73cm)

L 70 3/4" (180cm) . W 31 1/2" (80cm) . H 28 3/4" (73cm)

DIA 51 1/4" (130cm) . H 28 3/4" (73cm)

SOLID PREMIUM TEAK™ . ALL PIECES MAY BE FOLDED FOR STORAGE AND ARE SECURELY FIXED

WITH SPECIAL HIDDEN STAINLESS STEEL HAND SCREWS



C A B I N T A B L E

L 35 1/2" (90cm) . W 35 1/2" (90cm) . H 28 3/4" (73cm)

TOP: SOLID NATURAL PREMIUM TEAK™ OR POLISHED SARDINIAN GRANITE

UMBRELLA HOLE OPTIONAL

(NOT SHOWN)



JANUS et Cie®

8687 Melrose Avenue, Suite B193, West Hollywood, CA 90069 310.652.7090

BOSTON • CHICAGO • DALLAS • DANIA BEACH • HIGH POINT • HOUSTON • MIAMI • NEW YORK • SAN FRANCISCO • WASHINGTON D.C.

800.24.JANUS • www.janusetcie.com