



C O N N E C T A B L E S - O P E N F R O N T



C O N N E C T A B L E S - O P E N F R O N T

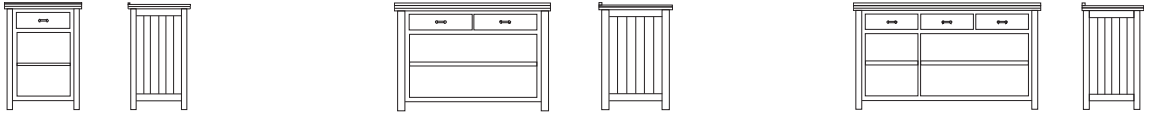
C O N N E C T A B L E S - O P E N F R O N T



C O N N E C T A B L E S - W O R K T A B L E



I N D O O R O R O U T D O O R




C O N N E C T A B L E S - O P E N F R O N T

L 28" (71cm) . D 22½"(57cm) . H 37"(94cm)

L 47¼"(120cm) . D 22½"(57cm) . H 37"(94cm)

L 68½"(174cm) . D 22½"(57cm) . H 37"(94cm)




C O N N E C T A B L E S - C L O S E D F R O N T (N O T S H O W N)

L 28" (71cm) . D 22½"(57cm) . H 37"(94cm)

L 47¼"(120cm) . D 22½"(57cm) . H 37"(94cm)

L 68½"(174cm) . D 22½"(57cm) . H 37"(94cm)

T O P : P O L I S H E D S A R D I N I A N G R A N I T E W I T H 1" (2.5 C M) B A C K R A I L



C O N N E C T A B L E S - W O R K T A B L E

L 68½"(174cm) . D 22½"(57cm) . H 37"(94cm)

T O P : P O L I S H E D S A R D I N I A N G R A N I T E

ALL CABINETS ARE FREE STANDING AND MADE TO ORDER FROM NATURAL PREMIUM TEAK . SIDE PANELS AND DOORS HAVE FLOATING ULTRA-VIOLET RESISTANT RUBBER MOUNTS WITH TONGUE AND GROVE JOINTS TO COMPENSATE FOR EXPANSION AND CONTRACTION OF PANELS . CABINET TOPS AND SHELF ARE MADE FROM POLISHED SARDINIAN GRANITE . CABINET BACKS ARE MATTE SILVER POWDER COAT . DRAWER BOTTOMS AND HARDWARE ARE STAINLESS STEEL . INTERIOR SHELVES ARE FACTORY MOUNTED WITH STAINLESS STEEL INSERTS AND ARE INSTALLED TO A MEDIUM POSITION . CABINET FEET HAVE ADJUSTABLE LEVELING GLIDES . SINGLE DOOR CABINET COMPARTMENT IS SIZED TO ACCEPT A CLIENTPROVIDED PROPANE TANK

S I N G L E C O M P A R T M E N T O N M I X E D F R O N T I S A L W A Y S A T L E F T S I D E



J A N U S e t C i e[®]

8687 Melrose Avenue, Suite B193, West Hollywood, CA 90069 310.652.7090

B O S T O N • C H I C A G O • D A L L A S • D A N I A B E A C H • H I G H P O I N T • H O U S T O N • M I A M I • N E W Y O R K • S A N F R A N C I S C O • W A S H I N G T O N D . C .

800.24.JANUS • www.janusetcie.com