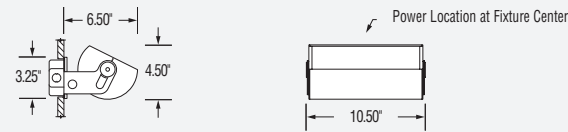
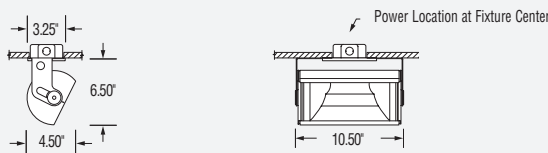


Interior MRI

Yoke - Wall



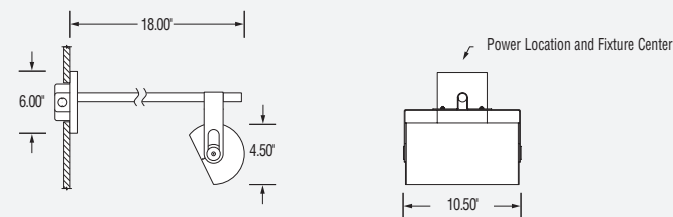
Yoke - Ceiling



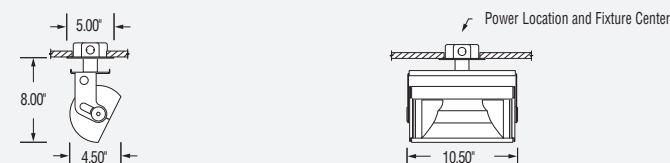
Specifications:

- **Solid** - Roll-formed .05" aluminum housing.
- **Perforated** - Roll-formed, .05" perforated aluminum.
- Cast aluminum end caps with flush mounted fasteners.
- Housing is field adjustable for application specific aiming and can be mechanically locked in the desired position.
- The Ceiling Mount Kit utilizes a yoke bracket with a cover plate that mounts to a standard 4" junction box. Allows for 356° adjustability.
- Tungsten Halogen luminaries utilize a segmented, 95% reflective, specular clear, aluminum reflector. Impact and heat-resistant, tempered pattern 62 glass lens.
- Aluminum cover to fit over standard 4" junction box.
- Cantilever Arm mounting a yoke bracket with 1 1/2" stainless steel stem and a square canopy.
- Yoke bracket is die-formed from 14 gauge steel.
- Stainless steel fasteners.
- Housing, endcaps, brackets, cover plates and stems painted to match. Standard finish is thermoset polyester powder coat. All metal surfaces go through a 5-stage pretreatment process prior to powder coat application.
- UL listed (US and Canada) for damp locations. (Not for exterior use).


Cantilever Arm



CM Kit



Pier



Assistance Available: Please see our website, or call 262-242-1420 for more specific product information, applications assistance or modification requests.

FT	PW	VG	Lamp Wattage Range	Lamp
				FL
				MH
<input checked="" type="checkbox"/>			150-250W	TH



WALL MOUNT

	Mounting	Housing
EIW 1540	Yoke	Perforated
EIW 1542	Yoke	Solid
EIW 1544	Cant. Arm	Perforated
EIW 1546	Cant. Arm	Solid

	Lamping Detail
1T150	(1) 150W T4 DC BAY QTZ
1T250	(1) 250W T4 DC BAY QTZ

FT Forward Throw

120

PT_ Painted. (Include Paint Number)

See SPI Finish Selection Guide on pages 168-169.

CS Cut-off Shield.

For further details on Options, see Technical Notes on page 164.

CEILING MOUNT

	Mounting	Housing
EIC 1540	Yoke	Perforated
EIC 1542	Yoke	Solid
EIC 1544	CM Kit	Perforated
EIC 1546	CM Kit	Solid

	Lamping Detail
1T150	(1) 150W T4 DC BAY QTZ
1T250	(1) 250W T4 DC BAY QTZ

PIER MOUNT

	Mounting	Housing
EIM 1510	Pier	Perforated
EIM 1512	Pier	Solid

	Lamping Detail
1T150	(1) 150W T4 DC BAY QTZ
1T250	(1) 250W T4 DC BAY QTZ

For additional lamping details and options, see Technical Notes on pages 160-161.

Reflections
Wall
Ceiling
Pendant

3.5
Wall
Ceiling
Pendant

5.0
Wall
Ceiling
Pendant
Pier
Cove
MRI
Shapes

6.0
Wall
Ceiling
Pendant
Pier
Cove
MRI

9.0
Wall
Ceiling
Pendant
Pier
Cove
MRI
Shapes

16.5
Wall
Pier
Pendant

Exterior

Lightruss