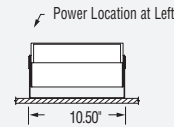
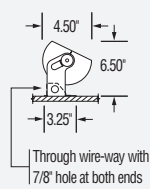
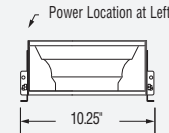
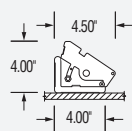


Interior Pier and Cove Mount

Pier



Cove



Specifications:

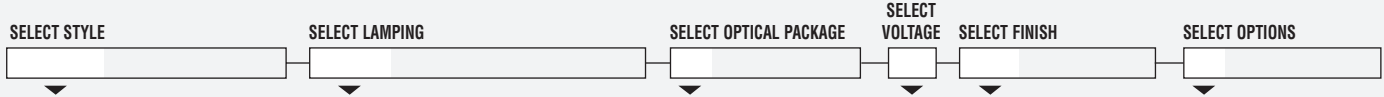
- **Solid** - Roll-formed 20 gauge steel housing.
- **Perforated** - Roll-formed, perforated 20 gauge steel housing.
- Pier mount offers cast aluminum end caps with flush-mounted fasteners.
- Cove mount housing die-formed from 20 gauge perforated steel and can be mounted to horizontal or vertical surfaces.
- Cove mount is pre-wired with 18" long, 1/2" O.D. flexible metal conduit and insulated wire leads extend 6".
- Housing is field adjustable for application specific aiming and can be mechanically locked in the desired position.
- H.I.D. and Tungsten Halogen luminaires utilize a segmented, 95% reflective, specular clear, aluminum reflector. Impact and heat-resistant, tempered pattern 62 glass lens.
- Pier Mount bracket is die-formed from 14 gauge steel. Formed 18 gauge cold rolled steel cover to fit over a standard 4" junction box.
- Housing, endcaps, brackets, and cover plates painted to match. Standard finish is thermoset polyester powder coat. All metal surfaces go through a 5-stage pretreatment process prior to powder coat application.
- H.I.D. ballasts are remote, encased and potted, magnetic CWA-HPF design (120/277 volt operation). Ballasts are thermally protected and have a Class "B" sound rating.
- UL listed (U.S. and Canada) for damp locations. (Not for exterior use.)

Assistance Available: Please see our website, or call 262-242-1420 for more specific product information, applications assistance or modification requests.

ECHO 5.0

Remote Ballast

FT	PW	VG	Lamp Wattage Range	Lamp
				FL
			39-150W	MH
			150-250W	TH



PIER MOUNT

	Mounting	Housing
10.5" EIM 1500	Pier	Perforated
EIM 1502	Pier	Solid

Lamping Detail	
1M39	(1) 39W T6 CMH/G12
1M70	(1) 70W T6 CMH/G12
1M150	(1) 150W T6 CMH/G12
1T150²	(1) 150W T4 DC BAY QTZ
1T250²	(1) 250W T4 DC BAY QTZ

FT Forward Throw

120
277

PT_ Painted. (Include Paint Number)

See SPI Finish Selection Guide on pages 168-169.

Other voltages/frequencies are available. For additional details and options, see Technical Notes on page 166 or consult factory for information.

CS Cut-off Shield. (pier mount only)

RPI Remote ballast support tray. (metal halide lamping)

F Fuse. (metal halide lamping)

For further details on Options, see Technical Notes on page 164.

COVE MOUNT

	Mounting	Housing
10" EIV 1500	Cove	Perforated

Lamping Detail	
1M39	(1) 39W T6 CMH/G12
1M70	(1) 70W T6 CMH/G12
1M150	(1) 150W T6 CMH/G12
1T150²	(1) 150W T4 DC BAY QTZ
1T250²	(1) 250W T4 DC BAY QTZ

² 120 volt only.
For additional lamping details and options, see Technical Notes on pages 160-161.

Reflections
Wall
Ceiling
Pendant

3.5
Wall
Ceiling
Pendant

5.0
Wall
Ceiling
Pendant
Pier
Cove
MRI
Shapes

6.0
Wall
Ceiling
Pendant
Pier
Cove
MRI

9.0
Wall
Ceiling
Pendant
Pier
Cove
MRI
Shapes

16.5
Wall
Pier
Pendant

Exterior

Lightruss