

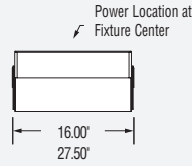
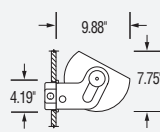
Interior MRI

Specifications:

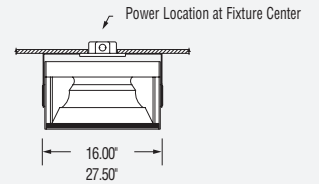
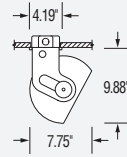
- **Extruded** - Extruded .125" aluminum housing.
- **Solid** - Roll-formed .05" aluminum housing.
- **Perforated** - Roll-formed .05" perforated aluminum housing.
- Cast aluminum end caps with aluminum mounting brackets.
- Yoke bracket is die-formed 14 gauge stainless steel.
- Hub and Horizontal Stem mountings utilize cast aluminum canopies. Horizontal Stem mount units include 1 1/2" stainless steel stems and square canopies. Hub mount supplied with round canopies.
- The Ceiling Mount Kit utilizes a yoke bracket with a cover plate that mounts to a standard 4" junction box. Allows for 356° horizontal adjustability.
- Stainless steel fasteners.
- Housing is field adjustable for application specific aiming and can be mechanically locked in the desired position.
- H.I.D and Tungsten Halogen luminaires utilize a segmented, 95% reflective, specular clear, aluminum reflector. Impact and heat-resistant, tempered glass lens.
- The housing endcaps, cover plates and stems are painted to match. Standard finish is thermoset polyester powder coat. All metal surfaces go through a 5-stage pretreatment process prior to powder coat application.
- UL listed (US and Canada) for damp locations. (Not for exterior use).

Assistance Available: Please see our website, or call 262-242-1420 for more specific product information, applications assistance or modification requests.

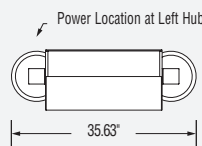
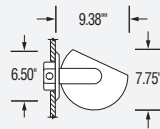
Yoke - Wall



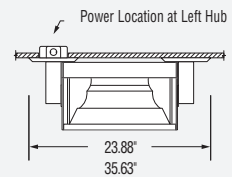
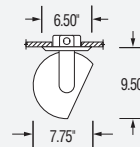
Yoke - Ceiling



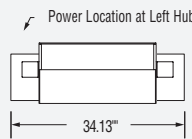
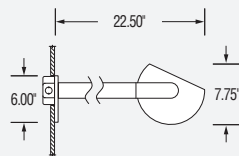
Hub - Wall



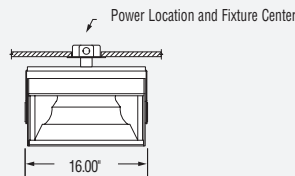
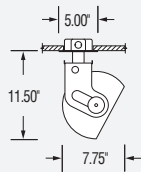
Hub - Ceiling



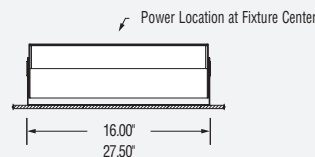
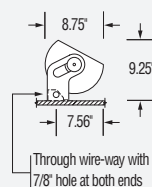
Horizontal Stem



CM Kit



Pier



FT	PW	VG	Lamp Wattage Range	Lamp
				FL
				MH
0	0		500-1000W	TH



WALL MOUNT

	Mounting	Housing
EIW 3150	Yoke	Extruded
EIW 3152	Yoke	Perforated
EIW 3154	Yoke	Solid
EIW 3156	Hub	Extruded
EIW 3158	Hub	Perforated
EIW 3160	Hub	Solid
EIW 3162	Horiz. Stem	Extruded
EIW 3164	Horiz. Stem	Perforated
EIW 3166	Horiz. Stem	Solid

EIW 3170	Yoke	Perforated
EIW 3172	Hub	Perforated
EIW 3174	Horiz. Stem	Perforated

Lamping Detail
2T500 (2) 500W T4 DC BAY QTZ

FT Forward Throw

120

PT_ Painted. (Include Paint Number)
See SPI Finish Selection Guide on pages 168-169.

CS Cut-off Shield.
For further details on Options, see Technical Notes on page 165.

CEILING MOUNT

	Mounting	Housing
EIC 3150	Yoke	Extruded
EIC 3152	Yoke	Perforated
EIC 3154	Yoke	Solid
EIC 3156	Hub	Extruded
EIC 3158	Hub	Perforated
EIC 3160	Hub	Solid
EIC 3162	CM Kit	Extruded
EIC 3164	CM Kit	Perforated
EIC 3166	CM Kit	Solid

Lamping Detail
2T250 (2) 250W T4 DC BAY QTZ

FT Forward Throw
PW Plane Wash

PIER MOUNT

	Mounting	Housing
EIM 3150	Pier	Extruded
EIM 3152	Pier	Perforated
EIM 3154	Pier	Solid

EIM 3162	Pier	Perforated
----------	------	------------

Lamping Detail
2T250 (2) 250W T4 DC BAY QTZ

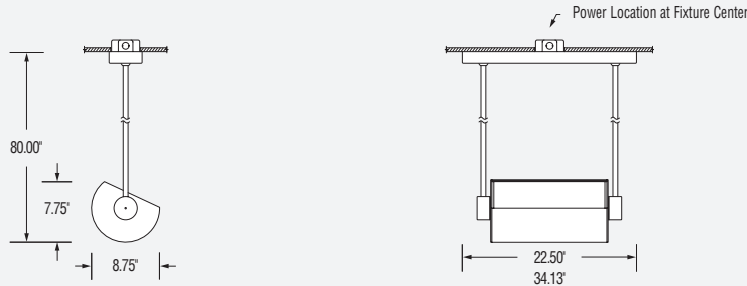
FT Forward Throw
PW Plane Wash

For additional lamping details and options, see Technical Notes on pages 160-161.

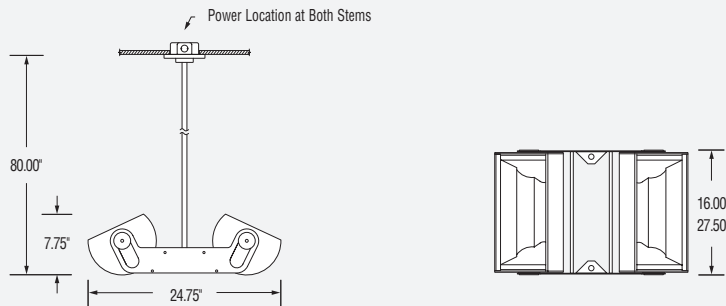
- Reflections Wall Ceiling Pendant
- 3.5 Wall Ceiling Pendant
- 5.0 Wall Ceiling Pendant Pier Cove MRI Shapes
- 6.0 Wall Ceiling Pendant Pier Cove MRI
- 9.0 Wall Ceiling Pendant Pier Cove MRI Shapes
- 16.5 Wall Pier Pendant
- Exterior
- Lightruss

Interior MRI

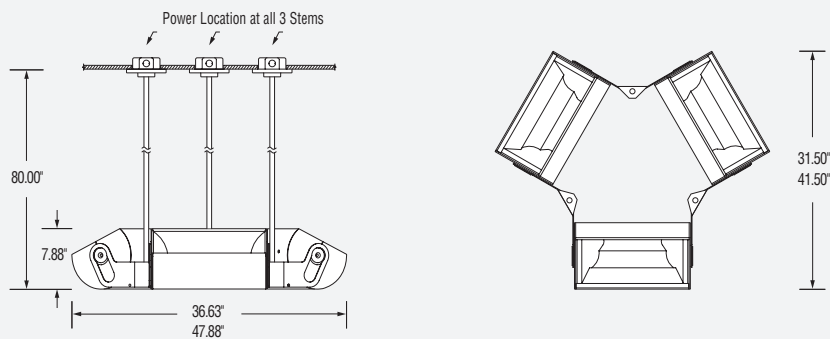
Single Pendant



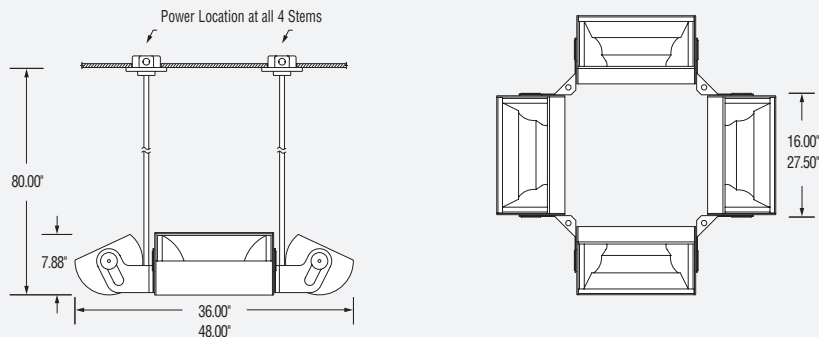
Double Pendant



Triple Pendant



Quad Pendant



Specifications:

- **Extruded** - Extruded .125" aluminum housing.
- **Solid** - Roll-formed .05" aluminum housing.
- **Perforated** - Roll-formed, perforated 18 gauge steel housing.
- Cast aluminum end caps with aluminum mounting brackets.
- Stainless steel fasteners.
- Housing is field adjustable for application specific aiming and can be mechanically locked in the desired position.
- Tungsten Halogen luminaries utilize a segmented, 95% reflective, specular clear, aluminum reflector. Impact and heat-resistant, tempered glass lens.
- Pendant mount utilizes spun aluminum hubs with (2) 5/8" stainless steel stems. Aluminum canopy mounts to standard 4" junction box.
- Double, Triple and Quad Pendants have yoke brackets stainless steel with 2, 3, or 4 stems. 5/8" dia. stainless steel stems. White plastic canopies mount to standard 4" junction boxes.
- Housing, endcaps, brackets and stems painted to match. Standard finish is thermoset polyester powder coat. All metal surfaces go through a 5-stage pretreatment process prior to powder coat application.
- UL listed (US and Canada) for damp locations. (Not for exterior use).

Assistance Available: Please see our website, or call 262-242-1420 for more specific product information, applications assistance or modification requests.

FT	PW	VG	Lamp Wattage Range	Lamp
				FL
				MH
0	0		500-4000W	TH

SELECT STYLE

	Mounting	Housing
EIP 3150	Single	Extruded
EIP 3152	Single	Perforated
EIP 3154	Single	Solid
EIP 3156	Double	Extruded
EIP 3158	Double	Perforated
EIP 3160	Double	Solid
EIP 3162	Triple	Extruded
EIP 3164	Triple	Perforated
EIP 3166	Triple	Solid
EIP 3168	Quad	Extruded
EIP 3170	Quad	Perforated
EIP 3172	Quad	Solid
EIP 3182	Single	Perforated
EIP 3188	Double	Perforated
EIP 3194	Triple	Perforated
EIP 3200	Quad	Perforated

SELECT LAMPING (Per Fixture Head)

	Lamping Detail
2T250	(2) 250W T4 DC BAY QTZ
2T500	(2) 500W T4 DC BAY QTZ

For additional lamping details and options, see Technical Notes on pages 160-161.

SELECT OPTICAL PACKAGE

FT	Forward Throw
PW	Plane Wash
FT	Forward Throw

SELECT VOLTAGE

120

SELECT FINISH

PT_	Painted. (Include Paint Number)
-----	---------------------------------

See SPI Finish Selection Guide on pages 168-169.

SELECT OPTIONS

CS	Cut-off Shield.
----	-----------------

For further details on Options, see Technical Notes on page 165.

16"

27.5"

- Reflections
- Wall
- Ceiling
- Pendant
- 3.5
- Wall
- Ceiling
- Pendant
- 5.0
- Wall
- Ceiling
- Pendant
- Pier
- Cove
- MRI
- Shapes
- 6.0
- Wall
- Ceiling
- Pendant
- Pier
- Cove
- MRI
- 9.0
- Wall
- Ceiling
- Pendant
- Pier
- Cove
- MRI
- Shapes
- 16.5
- Wall
- Pier
- Pendant
- Exterior
- Lightruss