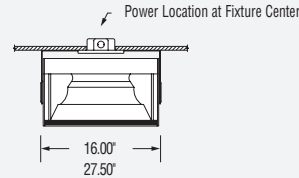
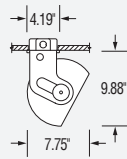
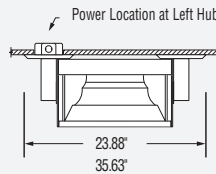
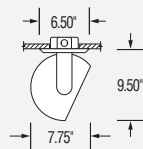


Interior Ceiling Mount

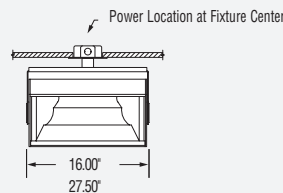
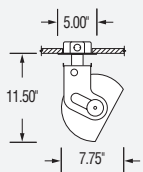
Yoke



Hub



Ceiling Mount Kit



Specifications:

- **Extruded** - Extruded .156" aluminum housing.
- **Solid** - Roll-formed .05" aluminum housing.
- **Perforated** - Roll-formed, perforated 18 gauge steel housing.
- Cast aluminum end caps with flush-mounted fasteners.
- Housing is field adjustable for application specific aiming and can be mechanically locked in the desired position.
- Yoke bracket is die-formed from 14 gauge steel.
- Hub mountings utilize a cast aluminum square hub.
- Formed steel cover plate to fit over standard 4" junction box.
- The Ceiling Mount Kit utilizes a yoke bracket with a cover plate that mounts to a standard 4" junction box. Allows for 356° horizontal adjustability.
- H.I.D. and Tungsten Halogen luminaires utilize a segmented, 95% reflective, specular clear, aluminum reflector. Impact and heat-resistant, tempered glass lens.
- Housing, endcaps, brackets, and cover plates painted to match. Standard finish is thermoset polyester powder coat. All metal surfaces go through a 5-stage pretreatment process prior to powder coat application.
- H.I.D. ballasts are remote, encased and potted, magnetic CWA-HPF design (120/277 volt operation). Ballasts are thermally protected and have a Class "B" sound rating for 175W. Class "C" for 250W and 400W.
- UL listed (U.S. and Canada) for damp locations. (Not for exterior use.)

Assistance Available: Please see our website, or call 262-242-1420 for more specific product information, applications assistance or modification requests.

ECHO 9.0

Remote Ballast

FT	PW	VG	Lamp Wattage Range	Lamp
				FL
			175-800W	MH
			500-1000W	TH

SELECT STYLE

	Mounting	Housing
EIC 3000	Yoke	Extruded
EIC 3002	Yoke	Perforated
EIC 3004	Yoke	Solid
EIC 3006	Hub	Extruded
EIC 3008	Hub	Perforated
EIC 3010	Hub	Solid
EIC 3012	CM Kit	Extruded
EIC 3014	CM Kit	Perforated
EIC 3016	CM Kit	Solid
EIC 3024	Yoke	Extruded
EIC 3026	Yoke	Perforated
EIC 3028	Yoke	Solid
EIC 3030	Hub	Extruded
EIC 3032	Hub	Perforated
EIC 3034	Hub	Solid

SELECT LAMPING

	Lamping Detail
1M175	(1) 175W ED17 MH - Medium
1M250	(1) 250W ET18 MH - Mogul
1M250PS	(1) 250W T15 Pulse Start MH - Mogul
1M400	(1) 400W ET18 MH - Mogul
1M400PS	(1) 400W T15 Pulse Start MH - Mogul
2T250*	(2) 250W T4 DC BAY QTZ
2M250	(2) 250W ET18 MH - Mogul
2M400	(2) 400W ET18 MH - Mogul
2M250PS	(2) 250W T15 Pulse Start MH - Mogul
2M400PS	(2) 400W T15 Pulse Start MH - Mogul

* 120 volt only.
For additional lamping details and options, see Technical Notes on pages 160-161.

SELECT OPTICAL PACKAGE

FT	Forward Throw
PW	Plane Wash

SELECT VOLTAGE

120
277

Other voltages/frequencies are available. For additional details and options, see Technical Notes on page 166 or consult factory for information.

SELECT FINISH

PT_	Painted. (Include Paint Number)
-----	---------------------------------

See SPI Finish Selection Guide on pages 168-169.

SELECT OPTIONS

CS	Cut-off Shield.
RPI	Remote ballast support tray. (metal halide lamping)
F	Fuse. (metal halide lamping)
Q	Standby Quartz Lamping. (metal halide lamping)

For further details on Options, see Technical Notes on page 165.

16"

27.5"

- Reflections Wall Ceiling Pendant
- 3.5 Wall Ceiling Pendant
- 5.0 Wall Ceiling Pendant Pier Cove MRI Shapes
- 6.0 Wall Ceiling Pendant Pier Cove MRI
- 9.0 Wall Ceiling Pendant Pier Cove MRI Shapes
- 16.5 Wall Pier Pendant
- Exterior
- Lightruss