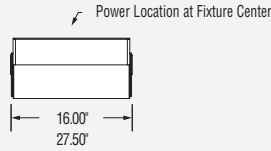
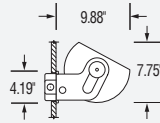


## Interior Wall Mount

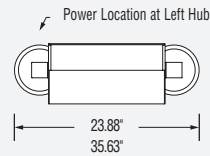
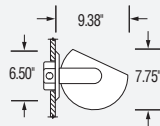
### Yoke



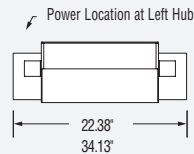
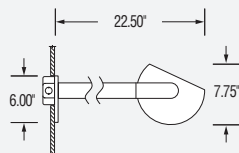
### Specifications:

- **Extruded** - Extruded .156" aluminum housing.
- **Solid** - Roll-formed, .05" aluminum housing.
- **Perforated** - Roll-formed, perforated 18 gauge steel housing.
- Cast aluminum end caps with flush-mounted fasteners.
- Housing is field adjustable for application specific aiming and can be mechanically locked in the desired position.
- Yoke bracket is die-formed from 14 gauge steel.
- Formed steel cover to fit over a standard 4" junction box.
- Hub and Horizontal Stem mountings utilize a cast aluminum hub. Horizontal Stem mount units include 1 1/2" dia. steel stems.
- Cantilever Arm mount utilizes a yoke bracket with 1" dia. steel arm.
- Formed steel cover to fit over a standard 4" junction box.
- Segmented, 95% reflective, specular clear, aluminum reflector. Impact and heat-resistant, tempered glass lens.
- Housing, endcaps, brackets, cover plates and stems painted to match. Standard finish is thermoset polyester powder coat. All metal surfaces go through a 5-stage pretreatment process prior to powder coat application.
- H.I.D. ballasts are remote, encased and potted, magnetic CWA-HPF design (120/277 volt operation). Ballasts are thermally protected and have a Class "B" sound rating for 175W and Class "C" for 250W and 400W.
- UL listed (U.S. and Canada) for damp locations. (Not for exterior use.)

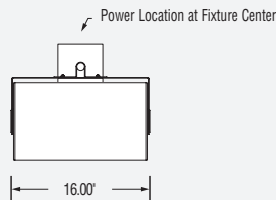
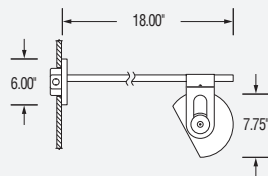
### Hub



### Horizontal Stem



### Cantilever Arm



**Assistance Available:** Please see our website, or call 262-242-1420 for more specific product information, applications assistance or modification requests.

FT	PW	VG	Lamp Wattage Range	Lamp
				FL
			175-800W	MH
			500-1000W	TH

**SELECT STYLE**

	Mounting	Housing
EIW 3000	Yoke	Extruded
EIW 3002	Yoke	Perforated
EIW 3004	Yoke	Solid
EIW 3006	Hub	Extruded
EIW 3008	Hub	Perforated
EIW 3010	Hub	Solid
EIW 3012	Horiz. Stem	Extruded
EIW 3014	Horiz. Stem	Perforated
EIW 3016	Horiz. Stem	Solid
EIW 3018	Cant. Arm	Extruded
EIW 3020	Cant. Arm	Perforated
EIW 3022	Cant. Arm	Solid

EIW 3024	Yoke	Extruded
EIW 3026	Yoke	Perforated
EIW 3028	Yoke	Solid
EIW 3030	Hub	Extruded
EIW 3032	Hub	Perforated
EIW 3034	Hub	Solid
EIW 3036	Horiz. Stem	Extruded
EIW 3038	Horiz. Stem	Perforated
EIW 3040	Horiz. Stem	Solid

**SELECT LAMPING**

	Lamping Detail
1M175	(1) 175W ED17 MH - Mogul
1M250	(1) 250W ET18 MH - Mogul
1M400	(1) 400W ET18 MH - Mogul
1M250PS	(1) 250W T15 Pulse Start MH - Mogul
1M400PS	(1) 400W T15 Pulse Start MH - Mogul
2T250 <sup>2</sup>	(2) 250W T4 DC BAY QTZ

2M250	(2) 250W ET18 MH - Mogul
2M400	(2) 400W ET18 MH - Mogul
2T500 <sup>2,5,6</sup>	(2) 500W T4 DC BAY QTZ
2M250PS	(2) 250W T15 Pulse Start MH - Mogul
2M400PS	(2) 400W T15 Pulse Start MH - Mogul

<sup>2</sup> 120 volt only.  
<sup>5</sup> Not available with plane wash.  
<sup>6</sup> Perforated housing only.  
For additional lamping details and options, see Technical Notes on pages 160-161.

**SELECT OPTICAL PACKAGE**

FT	Forward Throw
PW	Plane Wash

**SELECT VOLTAGE**

120
277

Other voltages/frequencies are available. For additional details and options, see Technical Notes on page 166 or consult factory for information.

**SELECT FINISH**

PT_	Painted. (Include Paint Number)
-----	---------------------------------

See SPI Finish Selection Guide on pages 168-168.

**SELECT OPTIONS**

CS	Cut-off Shield.
RPI	Remote ballast support tray. (metal halide lamping)
F	Fuse. (metal halide lamping)
Q	Standby Quartz Lighting. (for 39W and 70W metal halide lamping, 75W quartz auxiliary lamping)

For further details on Options, see Technical Notes on page 165.

16

27.5

Reflections  
Wall  
Ceiling  
Pendant

3.5  
Wall  
Ceiling  
Pendant

5.0  
Wall  
Ceiling  
Pendant  
Pier  
Cove  
MRI  
Shapes

6.0  
Wall  
Ceiling  
Pendant  
Pier  
Cove  
MRI

9.0  
Wall  
Ceiling  
Pendant  
Pier  
Cove  
MRI  
Shapes

16.5  
Wall  
Pier  
Pendant

Exterior

Lightruss