

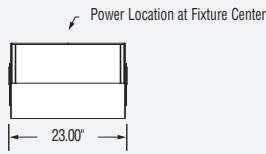
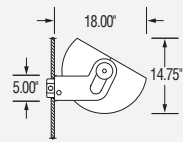
Interior Wall and Pier Mount

Specifications:

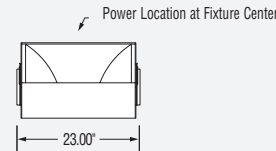
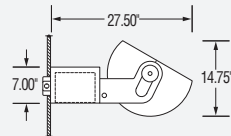
- **Solid** - Roll-formed, .05" aluminum housing.
- **Perforated** - Roll-formed, perforated 18 gauge steel housing.
- Cast aluminum end caps with flush-mounted fasteners.
- Housing is field adjustable for application specific aiming and can be mechanically locked in the desired position.
- Power Tray is a two-piece ballast and yoke assembly die-formed from 16 gauge steel for open ballast box and 12 gauge steel mounting yoke. Surface-mounts over a standard 4" junction box with additional support holes.
- H.I.D. luminaires utilize a segmented, 95% reflective, specular clear, aluminum reflector. Impact and heat-resistant, tempered glass lens.
- Yoke bracket is die-formed from 12 gauge steel.
- Formed aluminum cover plate to fit over a standard 4" junction box.
- Housing, endcaps, brackets, stems and cover plates painted to match. Standard finish is thermoset polyester powder coat. All metal surfaces go through a 5-stage pretreatment process prior to powder coat application.
- H.I.D. remote ballasts are encased and potted 400W 120/277 volt ballast, enclosed 1000W multi-tap ballast, magnetic CWA-HPF design. Ballasts are thermally protected and have a Class "C" sound rating.
- Power Tray™ integral ballast is a multi-tap 120/208/240/277 volt (480 optional), enclosed magnetic ballast. Ballast is thermally protected and has a Class "C" sound rating.
- Pier Mount bracket is die-formed from 14 gauge steel. Formed 20 gauge cold rolled steel cover to fit over a standard 4" junction box.
- UL listed (U.S. and Canada) for damp locations. (Not for exterior use.)

Assistance Available: Please see our website, or call 262-242-1420 for more specific product information, applications assistance or modification requests.

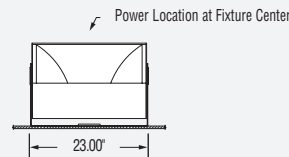
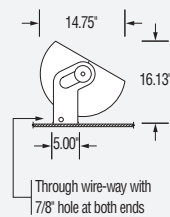
Yoke



Power Tray



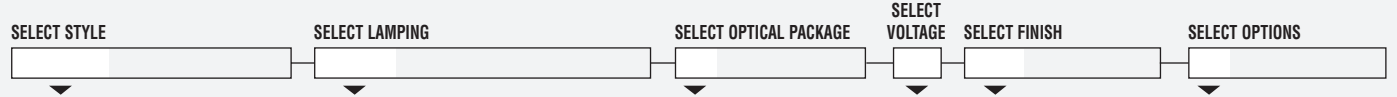
Pier



ECHO 16.5

Remote or Integral Ballast

FT	PW	VG	Lamp Wattage Range	Lamp
				FL
			400-1000W	MH
				TH



WALL MOUNT

	Mounting	Housing		Lamping Detail
23	EIW 4002	Yoke	Perforated	1M400 (1) 400W BT37 MH - Mogul
	EIW 4004	Yoke	Solid	1M1000 (1) 1000W BT37 MH - Mogul

POWER TRAY

	Mounting	Housing		Lamping Detail
23	EIW 4008	Tray	Perforated	1M400 (1) 400W BT37 MH - Mogul
	EIW 4010	Tray	Solid	1M1000 (1) 1000W BT37 MH - Mogul

PIER MOUNT

	Mounting	Housing		Lamping Detail
23	EIM 4002	Pier	Perforated	1M400 (1) 400W BT37 MH - Mogul
	EIM 4004	Pier	Solid	1M1000 (1) 1000W BT37 MH - Mogul

For additional lamping details and options, see Technical Notes on pages 160-161.

FT	Forward Throw
PW	Plane Wash

120
277

PT	Painted. (Include Paint Number)
-----------	---------------------------------

See SPI Finish Selection Guide on pages 168-169.

Other voltages/frequencies are available. For additional details and options, see Technical Notes on page 166 or consult factory for information.

CS	Cut-off Shield.
Q	Standby Quartz Lighting. (Wall and Pier only)
F	Fuse.
RPI	Interior Remote Ballast Support Tray (400W only)
CR	Corrosion resistant finish. (solid only)

For further details on Options, see Technical Notes on page 166.

Reflections
Wall
Ceiling
Pendant

3.5
Wall
Ceiling
Pendant

5.0
Wall
Ceiling
Pendant
Pier
Cove
MRI
Shapes

6.0
Wall
Ceiling
Pendant
Pier
Cove
MRI

9.0
Wall
Ceiling
Pendant
Pier
Cove
MRI
Shapes

16.5
Wall
Pier
Pendant

Exterior

Lightruss