

Pendants

performance architectural lighting



20" 29"



OIP1010
Painted White



OIP1012
Painted White



OIP1014
Painted White



Disk Shield



Cone Shield



Dome Shield

Pendants-29"

OPTIONS

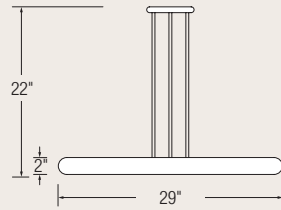
29"

Specifications:

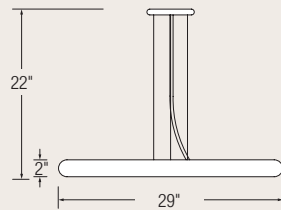
- Spun steel housing, 18 gauge formed cold-rolled steel chassis
- Standard shield is frosted acrylic
- Integral, HPF electronic ballast
- Ballast thermally protected
- Mounts to a standard 4" octagonal junction box.
- 1/8" IPS chrome-plated stems (OIP1010, 1110, 1210, 1310)
- Stainless steel wires and white power cord (OIP1012, 1014, 1112, 1114, 1212, 1214, 1312, 1314)
- UL Listed for damp locations. (Not recommended for exterior use.)

Design modification rights reserved.

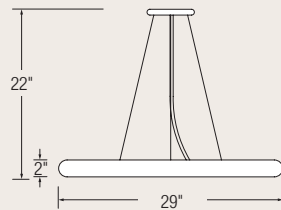
Open



OIP1010

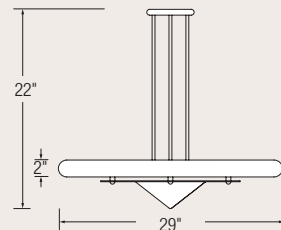


OIP1012

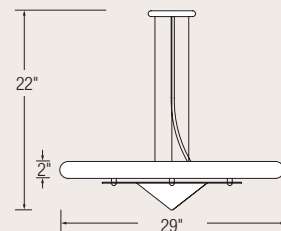


OIP1014

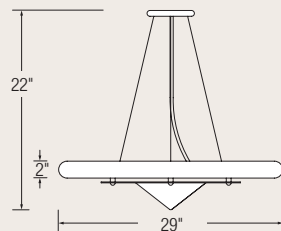
Cone



OIP1210

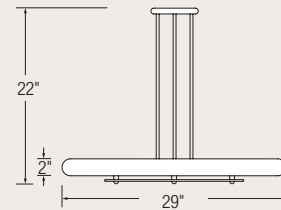


OIP1212

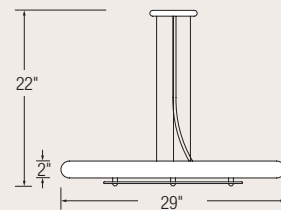


OIP1214

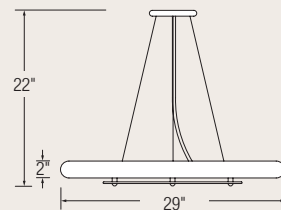
Disk



OIP1110

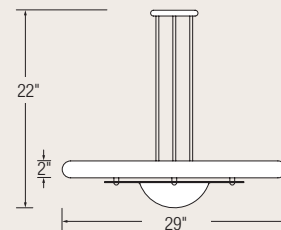


OIP1112

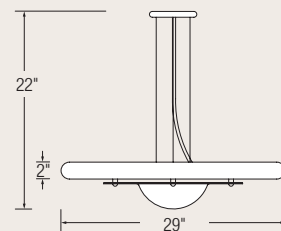


OIP1114

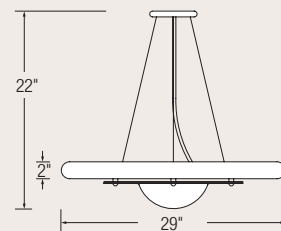
Dome




OIP1310



OIP1312



OIP1314



A, B, C, D, E
Wide
Indirect

STYLE LAMPING VOLTAGE FINISH OPTION
Sample model number: OIP1110 - 3F40 - 120 - PT17 - OP

Select Style

▼

Select any Lamping
(indirect/bowl illumination)

▼

Select Voltage

▼

Select Finish

▼

Select Options

▼

	Style	Lamping Detail (indirect - bowl illumination)	Optical Pkg. Photometry	
			Optical Pkg.	Photometry
OPEN DISK CONE DOME	OIP1010	3F39 ¹	(3) FT39W/2G11	A E433-74
	OIP1012	3F39DM	(3) FT39W/2G11	A E433-74
	OIP1014	3F40 ¹	(3) FT40W/2G11	B E433-74
		3F40DM	(3) FT40W/2G11	B E433-74
	OIP1110	3F50 ¹	(3) FT50W/2G11	B E433-74
		3F50DM	(3) FT50W/2G11	B E433-74
	OIP1114	3F55	(3) FT55W/2G11	B E433-74
		6F39 ¹	(6) FT39W/2G11	C E433-76
	OIP1210	6F39DM	(6) FT39W/2G11	C E433-76
	OIP1212	3F40/3F39 ¹	(3) FT40W/2G11 / (3) FT39W/2G11	D E433-76
	OIP1214	3F40DM/3F39DM	(3) FT40W/2G11 / (3) FT39W/2G11	D E433-76
	OIP1310	3F50/3F39	(3) FT50W/2G11 / (3) FT39W/2G11	D E433-76
		3F50DM/3F39DM	(3) FT50W/2G11 / (3) FT39W/2G11	D E433-76
	OIP1312	3F55/3F39	(3) FT55W/2G11 / (3) FT39W/2G11	D E433-76
OIP1314	6F55	(6) FT55W/2G11	E E433-81	

120

277

PT Painted. (Include Paint Number.)

See Finish Selection Guide, pages 268-269.

OAH Pendant length other than standard. (Provide fixture height in inches.)

F Fuse option

EMI¹ Emergency ballast(s) integral (OIP1012, 1014, 1112, 1114, 1212, 1214, 1312 and 1314 require additional power cord.)

EMR Emergency ballast(s) remote

SAM30 30° Swivel canopy

BPC Black power cord (Not available on OIP1010, 1110, 1210 or 1310.)

DL Downlight, 60W PAR16 (120 volt only)

SS Separate switching (available for 6F39, 3F40/3F39 Lamping)

OP Opal shield (Not available on OIP1010, 1012 or 1014.)

GN Green tint acrylic shield (Not available on OIP1010, 1012 or 1014.)

DM = Dimming ballast(s) provided

¹Denotes lamping options available with **EMI**.

For further detail on options, see Technical Notes on page 265.

OPTICAL PACKAGES

