

# Pendants

performance architectural lighting



# 20" 29"



OIP1010  
Painted White



OIP1012  
Painted White



OIP1014  
Painted White



Disk Shield



Cone Shield



Dome Shield

# Pendants-20"

OPTIONS

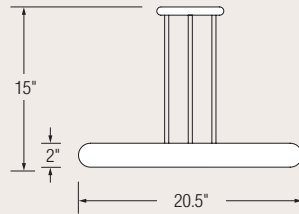
# 20"

## Specifications:

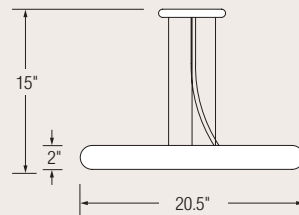
- Spun steel housing, 18 gauge formed cold-rolled steel chassis
- Standard shield is frosted acrylic
- Integral, HPF electronic ballast
- Ballast thermally protected
- Mounts to a standard 4" octagonal junction box.
- 1/8" IPS chrome-plated stems (OIP1000, 1100, 1200, 1300)
- Stainless steel wires and white power cord (OIP1002, 1004, 1102, 1104, 1202, 1204, 1302, 1304)
- UL Listed for damp locations. (Not recommended for exterior use.)

Design modification rights reserved.

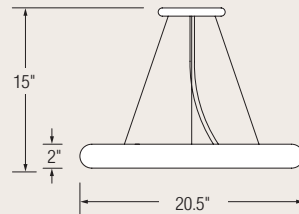
## Open



**OIP1000**

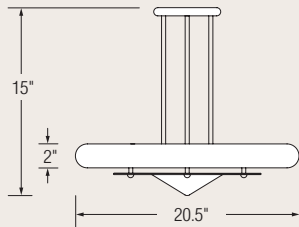


**OIP1002**

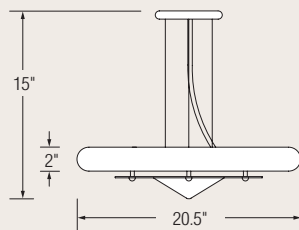


**OIP1004**

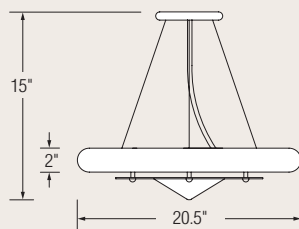
## Cone



**OIP1200**

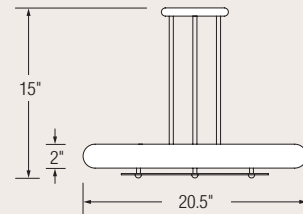


**OIP1202**

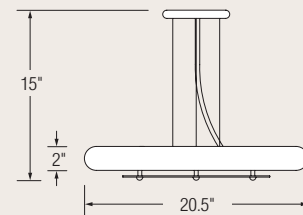


**OIP1204**

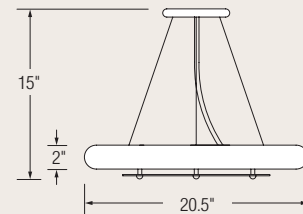
## Disk



**OIP1100**

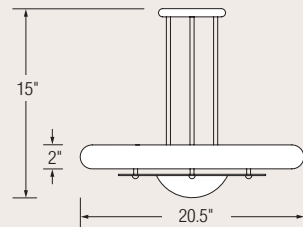


**OIP1102**

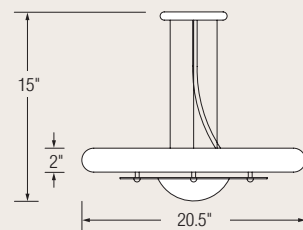


**OIP1104**

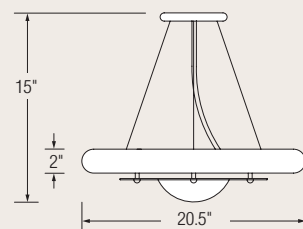
## Dome




**OIP1300**



**OIP1302**



**OIP1304**



A  
Wide  
Indirect

STYLE LAMPING VOLTAGE FINISH OPTION  
Sample model number: OIP1100 - 2F39 - 120 - PT17 - OP

Select Style	Select any Lamping (indirect/bowl illumination)	Select Voltage	Select Finish	Select Options								
<p>OPEN</p> <p>DISK</p> <p>CONE</p> <p>DOME</p> <p>OIP1000</p> <p>OIP1002</p> <p>OIP1004</p> <p>OIP1100</p> <p>OIP1102</p> <p>OIP1104</p> <p>OIP1200</p> <p>OIP1202</p> <p>OIP1204</p> <p>OIP1300</p> <p>OIP1302</p> <p>OIP1304</p>	<table border="1"> <thead> <tr> <th>Lamping Detail (indirect - bowl illumination)</th> <th>Optical Pkg. Photometry</th> </tr> </thead> <tbody> <tr> <td><b>2F27</b> (2) FT27W/2G11</td> <td>A E433-77</td> </tr> <tr> <td><b>2F39</b> (2) FT39W/2G11</td> <td>A E433-77</td> </tr> <tr> <td><b>2F39DM</b> (2) FT39W/2G11</td> <td>A E433-77</td> </tr> </tbody> </table> <p>DM = Dimming ballast(s) provided</p>	Lamping Detail (indirect - bowl illumination)	Optical Pkg. Photometry	<b>2F27</b> (2) FT27W/2G11	A E433-77	<b>2F39</b> (2) FT39W/2G11	A E433-77	<b>2F39DM</b> (2) FT39W/2G11	A E433-77	<p>120</p> <p>277</p>	<p>PT__ Painted. (Include Paint Number.)</p> <p><i>See Finish Selection Guide, pages 268-269.</i></p>	<p>OAH__ Pendant length other than standard. (Provide fixture height in inches.)</p> <p>F Fuse option</p> <p>EMI Emergency ballast(s) integral (OIP1002, 1004, 1102, 1104, 1202, 1302 and 1304 require additional power cord.)</p> <p>EMR Emergency ballast(s) remote</p> <p>SAM30 30° Swivel canopy</p> <p>BPC Black power cord (Not available on OIP1000, 1100, 1200 or 1300.)</p> <p>DL Downlight, 60W PAR16 (120 volt only)</p> <p>OP Opal shield (Not available on OIP1000, 1002 or 1004.)</p> <p>GN Green tint acrylic shield (Not available on OIP1000, 1002 or 1004.)</p> <p><i>For further detail on options, see Technical Notes on page 265.</i></p>
Lamping Detail (indirect - bowl illumination)	Optical Pkg. Photometry											
<b>2F27</b> (2) FT27W/2G11	A E433-77											
<b>2F39</b> (2) FT39W/2G11	A E433-77											
<b>2F39DM</b> (2) FT39W/2G11	A E433-77											

OPTICAL PACKAGES

A

Wide Indirect

