

PGS908BEM/CEM/WEM
GE Profile™ 30" Slide-In Gas Range

Dimensions and Installation Information (in inches)

You must use the rear filler strip kit shipped with the range or the optional accessory backguard when installing these ranges

Note: Cabinets installed adjacent to slide-in ranges must have an adhesion spec of at least 194° temperature rating.

Optional Kits for Slide-In Gas Ranges:

(Available at additional cost)

Lower/Side Trim Kits

JXS56BB - Lower Trim Kit (Black)

JXS56CC - Lower Trim Kit (Bisque)

JXS56WW - Lower Trim Kit (White)

Accessory Backguards

JXS32BB - Black Accessory Backguard

JXS37BB - Black Glass Accessory Backguard

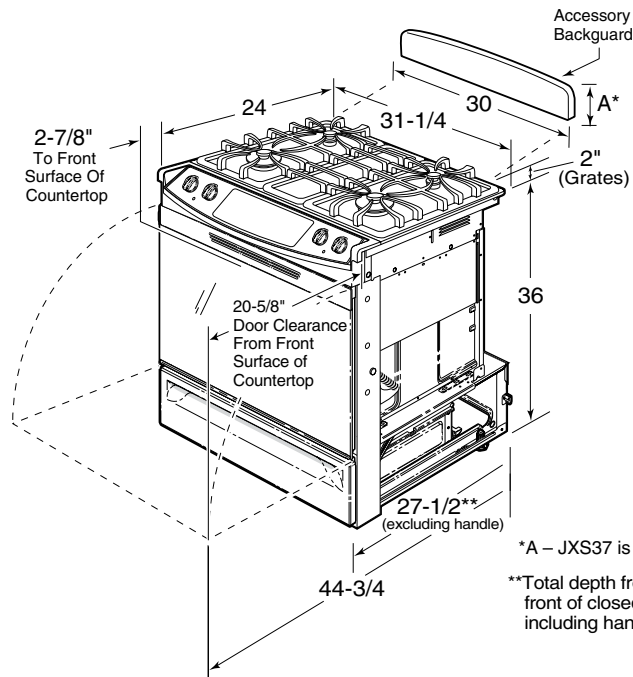
JXS32CC - Bisque Accessory Backguard

JXS37CC - Bisque Glass Accessory Backguard

JXS32WW - White Accessory Backguard

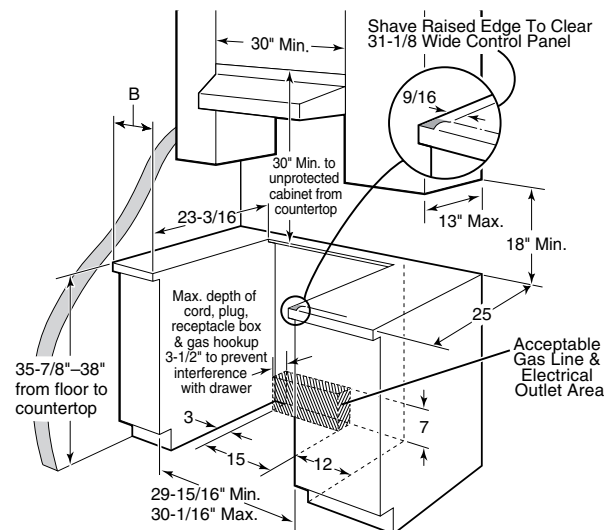
JXS37WW - White Glass Accessory Backguard

Installation Information: Before installing, consult installation instructions packed with product for current dimensional data.



*A – JXS37 is 5-1/4" and JXS32 is 4"

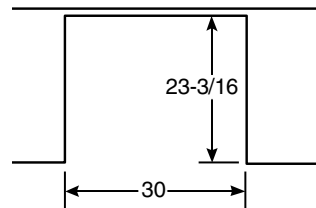
**Total depth from wall to front of closed oven door including handle is 30-1/2.



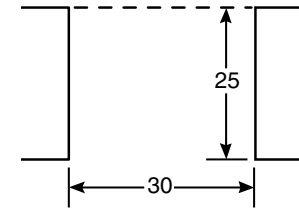
B is 9-1/2" from walls on either side for P2S975, PGS975 and PGS908 and 6" for PGS968

Counter Cutout Dimensions (in inches)

If you are NOT using the Filler strip or Backguard:



If you are using the
Filler strip or Backguard:



For answers to your Monogram,[®] GE Profile[™] or GE[®] appliance questions, visit our website at ge.com or call GE Answer Center[®] service, 800.626.2000.



imagination at work



All GE ranges are equipped with an Anti-Tip device. The installation of this device is an important, required step in the installation of the range.



Specification Created 1/07


230146

PGS908BEM/CEM/WEM

GE Profile™ 30" Slide-In Gas Range

Features and Benefits

- Deep Recessed Cooktop - Designed with a recessed surface to help contain spills and make cleaning easy
- Self Clean Oven - Conveniently cleans the oven cavity without need of scrubbing
- PowerBoil™ Burner - Delivers 15,000 BTUs of forceful heat for rapid boiling
- Precise Simmer Burner - Offers a low setting of 140°, ensuring more temperature control for simmering
- Extra-Large Oven Capacity - Provides a large oven interior ideal for cooking more items at once
- Continuous Grates - Provide a flat, sturdy surface allowing easy movement of pans between burners
- Dishwasher Safe Grates - Durable grate construction can be placed into the dishwasher for easy cleaning and maintenance
- Heavy-Duty Oven Racks - Accommodates large dishes with ease
- TrueTemp™ System - Delivers even heat distribution and maximum oven control
- Model PGS908BEMBB - Black
- Model PGS908CEMCC - Bisque
- Model PGS908WEMWW - White



imagination at work