

# JSP42SN

## GE® 30" Slide-In Electric Range with Self-Cleaning Oven

### Dimensions and Installation Information

KW Rating	
240V	11.6
208V	8.7

Models are shipped with color-matched Rear Filler Strip Kit.  
**Optional Kits For Slide-In Electric Ranges**  
 (Available at additional cost)

#### Lower/Side Trim Kits Accessory Backguards

JXS56 - Lower Trim Kit      JXS37 - Backguard  
 JXS86 - Vertical Side Trim Kit      JXS77 - Body Sides

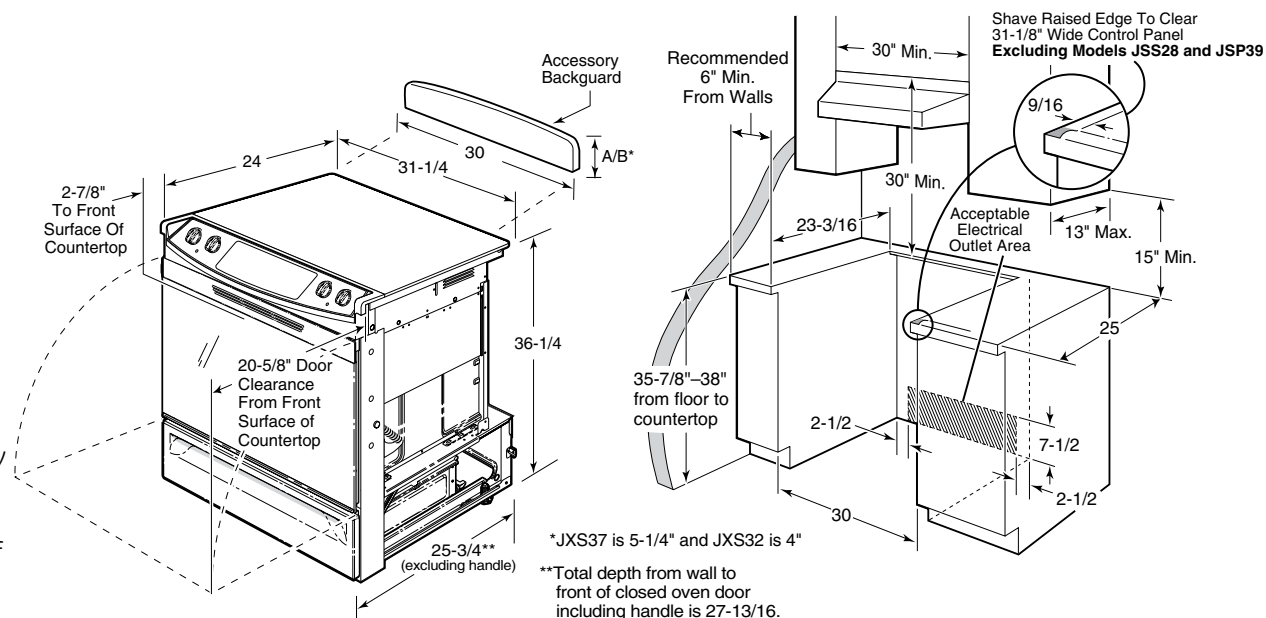
**Note:** To reduce possibility of scorching of the side wall adjacent to the heating elements, it is recommended a minimum of 6" spacing from adjacent side walls be allowed for possible extended, high-heat, no-load operation of heating elements.

**Receptacle Location:** For all 30" Slide-In Ranges locally approved flexible service cord or conduit must be used because terminals are not accessible after range installation. See shaded area in drawing for location of electrical outlet box. Recommended outlet locations allow range to be installed directly against rear wall.

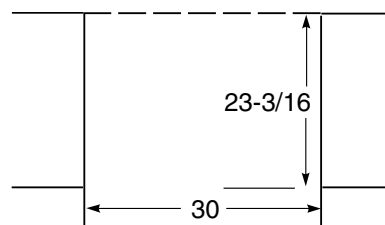
**Note:** Cabinets installed adjacent to slide-in ranges must have an adhesion spec of at least 194°.

**Installation Information:** Before installing, consult installation instructions packed with product for current dimensional data.

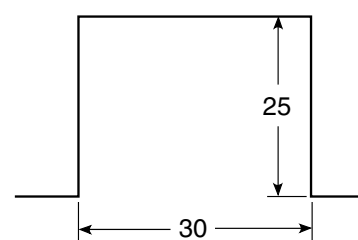
For answers to your Monogram®, GE Profile™ or GE® appliance questions, visit our website at [ge.com](http://ge.com) or call GE Answer Center® service, 800.626.2000.



**If you are NOT using the optional Filler or Backguard:**



**If you are using the optional Filler or Backguard:**



Dimension and installation information are shown in inches.



imagination at work



All GE ranges are equipped with an Anti-Tip device. The installation of this device is an important, required step in the installation of the range.



Listed by Underwriters Laboratories

Specification Created 7/08


320646

# JSP42SN

## GE® 30" Slide-In Electric Range with Self-Cleaning Oven

### Features and Benefits

- Self-Clean Oven - Conveniently cleans the oven cavity without need of scrubbing
- Electronic Controls - Provide a smooth easy-to-use, easy-to-clean surface
- PowerBoil™ Element - Accommodates various-sized pots or pans and 3,000 watts of power speeds the boiling process
- Super-Large Oven Capacity - Provides an impressively large oven interior for cooking more dishes and large meals at one time
- Ribbon Heating Elements - Provide powerful heat beneath a smooth glass surface to ensure even heat and fast warm-up times
- Ceramic Glass Cooktop - A smooth cooktop surface makes cleaning quick and easy
- Two Oven Racks - Feature a durable construction to help accommodate any size or type of cookware
- Certified Sabbath Mode - Prepared foods can stay warm in accordance with kosher law
- Big Hearth Window - Features an enhanced shape to add an elegant appearance and make viewing trouble-free
- Frameless Glass Oven Door - Offers an easy-to-clean and stylish design that blends seamlessly into existing cabinetry
- Model JSP42SNSS - Stainless steel



imagination at work

Specification Created 7/08

320646