



# Furniture

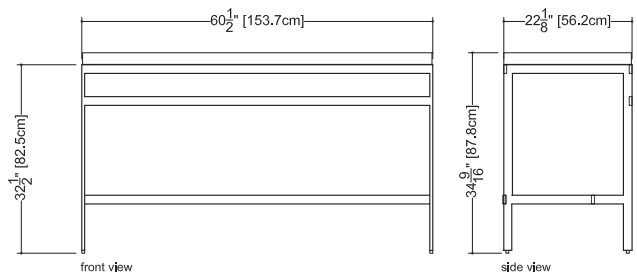
**CONSOLE TABLE C 60M** – mirror finish    **C 60B** – brushed finish  
 dimensions: 22 1/8" depth x 60 1/2" length x 34 9/16" height - 562 x 1537 x 878 mm

■ **Stainless steel**  
 grade 304  
 gauge 16

■ **finish**  
 mirror  
 brushed

■ **laminated glass**  
 (2) 2,7 mm non-tempered Starphire  
 0,030" PVB ■ Polished sides

- console is made of stainless steel
- adjustable legs
- to combined with 60 inch – 152 cm integrated countertop CUBE
- combination weight - 105 lb (US) 48 kg (CA)
- overflow  
 without overflow: VCS 60  
 built-in overflow: VCS 60-O  
 polished chrome or brushed nickel
- faucet hole  
 mono, 8" c/c or no hole
- option  
 decorative round-style bottle trap  
 polished chrome or brushed nickel



WETSTYLE cannot be held responsible for any technical errors and reserves the right to make revisions without notice.

Approximate measurement.  
 The manufacturer accepts 1/4" (6.35mm) variance.

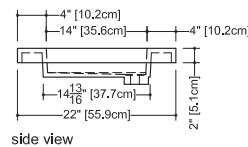
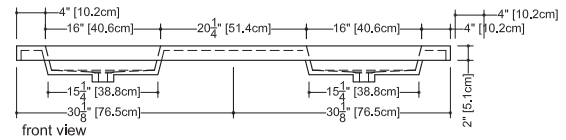
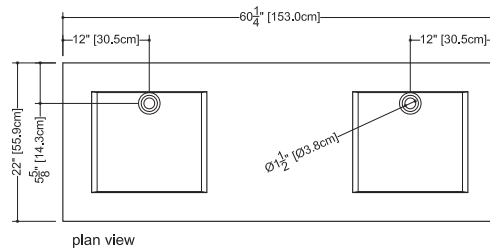
R02/08A

www.WETSTYLE.CA - Montreal - Canada  
 Tel. 450.536.9000 - 1 888.536.9001 - Fax. 450.536.0202



## Cube Collection Integrated Countertop\_22" depth x 60 1/4" length x 2" height - 559 x 1530 x 51 mm

VCS 60



WETSTYLE cannot be held responsible for any technical errors and reserves the right to make revisions without notice.

Approximate measurement.  
The manufacturer accepts 1/4" (6.35mm) variance.

R02/08A

www.WETSTYLE.CA - Montreal - Canada  
Tel. 450.536.9000 - 1 888.536.9001 - Fax. 450.536.0202

