


S/O



WWW.NIGHTINGALECHAIRS.COM

FIRST IMPRESSIONS ARE JUST THE BEGINNING

SXO creates a remarkable first impression with its sleek, striking appearance. This unique seating solution continues to impress by keeping your comfort in mind with innovative features like:




- All-purpose back storage pocket
- Smooth activating Intelli-ride™ synchro-mechanism with Soft Touch™ side tension adjustment
- Energy absorbing Enersorb™ seat
- Ergonomically designed back frame with built-in lumbar support
- Breathable translucent mesh back
- Supportive, adjustable arms



VERSATILITY BY DESIGN

The simplicity of SXO's design and function allows you to concentrate on the tasks at hand. Its refreshingly modern look fits perfectly with any office, meeting, conference or home office setting.



BREATHE EASY

SXO's breathable translucent mesh back with Ablex™ patterned weave provides generous lumbar support while allowing dynamic movement. Air flows freely through this breathable mesh for added comfort in any environment.



CONVENIENT STORAGE POCKET

SXO's unique back pocket is an ideal storage space for your papers, or items you need to access quickly and easily.



ADJUSTABLE ARMRESTS

Generously appointed polyurethane arm pads are supported with easily accessible fingertip activated height adjustable arms for that perfect fit.



COMFORT WITHOUT END

The SXO's energy absorbing, Enersorb™ seat foam offers unsurpassed comfort. Covered with four-way stretch, dual-layer, perforated Mystic fabric, SXO provides exceptional airflow and endless comfort.



INTELLIGENT COMFORT

SXO's Intelli-ride™ synchro mechanism features a 2:1 recline ratio, convenient Soft Touch™ side-tension adjustment, multi-position lock with positive back lock release, 3.5° forward tilt adjustment and pneumatic height adjustment.




GET COMFORTABLE WITH YOUR DECISION

Creating the SXO that's just right for you has never been easier. You can choose from Mystic fabric's many vibrant colors for your SXO's seating surface. Consider a field installable headrest for added comfort and the perfect finishing touch.



NOTE: Due to variances in dye lots and offset printing, Nightingale does not guarantee that the colors shown will be a perfect match to actual colors. All items shown are available at the time of this printing. You will be notified by Nightingale should your desired chair model and/or option not be available at the time of your order.



MODEL 6100: [SXO Mid Back](#)

MODEL 6100D: [SXO Mid Back with Headrest](#)

OVERALL:

| | WIDTH | DEPTH | 6100 HEIGHT | 6100D HEIGHT |
|-----------------|---------------------------------|-------|-------------|--------------|
| | 27" | 27" | 37"-42 1/2" | 45 1/2"-52" |
| BACK HEIGHT: | 23" (29"-31 1/2" with headrest) | | | |
| SEAT HEIGHT: | 16"-21" | | | |
| BACK WIDTH: | 23" | | | |
| SEAT DEPTH: | 20" | | | |
| SEAT WIDTH: | 20" | | | |
| WEIGHT(lbs): | 65 (70 with headrest) | | | |
| VOLUME (cu ft): | 17/16 | | | |

For more information on the SXO or other innovative Nightingale seating solutions, please contact your Nightingale Sales Representative at:

Nightingale

Tel: (905) 896-3434
Toll Free: 1-800-363-8954
Fax: (905) 896-7011
Toll Free: 1-800-637-6784
E-mail: info@nightingalechairs.com
www.nightingalechairs.com