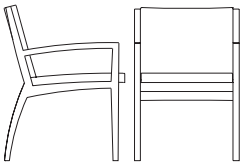
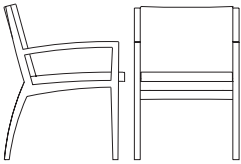
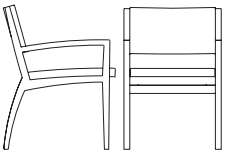
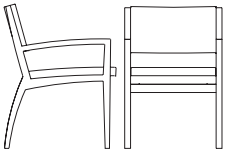


# 85 | Seating

## VALOR™

SIN# 711-18

Model		G Grade Price						
		COL						
		COM	G1	G2	G3	G4	G5	G6
<b>GK2301</b>	Full Upholstered Back, Open Arm	838	889	934	966	1,031	1,186	1,356
								
<b>GK2303</b>	Full Wood Back, Open Arm	893	927	958	980	1,021	1,125	1,239
								
<b>GK2305</b>	Open Upholstered Back, Open Arm	771	804	834	856	898	1,003	1,116
								
<b>GK2307</b>	Open Wood Back, Open Arm	824	849	870	888	919	997	1,083
								

### How to Specify - Please note: 1 - 4 MUST be specified to COMPLETE order.

1 Model number	2 Finish	3 Flammability Rating	4 Upholstery
To order please specify the following: 1 Model Number 2 Finish 3 Flammability Rating 4 Upholstery	<b>Cherry finish on Maple</b> 215 Medium Brown Cherry 260 Cinnamon Cherry 498 Espresso 511 Dark Red Cherry 512 Medium Red Cherry 701 Light Cherry 777 Burnished Cherry  <b>Maple</b> 555 Ebony Maple 800 Natural Maple 873 Honey Maple 647 Walnut	<b>U = CTB117</b> <b>U3 = CTB133 (+)</b> 2301 \$59 2303 \$49 2305 \$49 2307 \$49	<b>Please see pages 12-16 for upholstery and leather selections.</b>
<b>G K 2 3 0 1</b>			

Example: GK2301.498.U-F-3723

## M Grade Price

## Dimensions

M1	M2	M3	M4	M5	M6	M7	M8	M9	M10
934	966	996	1,022	1,051	1,080	1,113	1,149	1,202	1,241

	W	D	H
Overall	21 1/2"	23 1/2"	31 3/4"
Seat	19"	19"	18 1/2"
Arm			24"
Between arms	19"		

## Upholstery Requirements - GK2301

Fabric yards	1.5
Leather feet <sup>2</sup>	25.5

Shipping weight	25
Cube	13.9

958	980	998	1,016	1,035	1,055	1,076	1,100	1,135	1,161
-----	-----	-----	-------	-------	-------	-------	-------	-------	-------

	W	D	H
Overall	21 1/2"	23 1/2"	31 3/4"
Seat	19"	19"	18 1/2"
Arm			24"
Between arms	19"		

## Upholstery Requirements - GK2303

Fabric yards	1.25
Leather feet <sup>2</sup>	22

Shipping weight	25
Cube	13.9

834	856	875	892	912	932	954	979	1,012	1,038
-----	-----	-----	-----	-----	-----	-----	-----	-------	-------

	W	D	H
Overall	21 1/2"	23 1/2"	31 3/4"
Seat	19"	19"	18 1/2"
Arm			24"
Between arms	19"		

## Upholstery Requirements - GK2305

Fabric yards	1.25
Leather feet <sup>2</sup>	22

Shipping weight	23
Cube	13.9

870	888	901	915	931	943	961	979	1,006	1,024
-----	-----	-----	-----	-----	-----	-----	-----	-------	-------

	W	D	H
Overall	21 1/2"	23 1/2"	31 3/4"
Seat	19"	19"	18 1/2"
Arm			24"
Between arms	19"		

## Upholstery Requirements - GK2307

Fabric yards	1.25
Leather feet <sup>2</sup>	21.25

Shipping weight	23
Cube	13.9

## Specifications

**Interior Frame:** Hardwoods joined by dowels, mechanical fasteners and corner blocked. Maple.

**Exterior Frame:** Maple.

**Seat:** Bent plywood covered with sheet webbing and molded urethane foam, Upholstered.

**Exposed Back:** Bent plywood faced with maple veneer.

**Upholstered Back:** Bent plywood covered with molded urethane foam. Upholstered.

**Glides:** Nickel-plated steel.