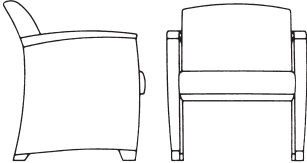
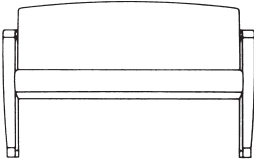



91 | Seating

CHORUS™ LOUNGE

SIN# 711-16

Model		G Grade Price						
		COL						
		COM	G1	G2	G3	G4	G5	G6
GK9331-1	One seat lounge	1,385	1,514	1,626	1,716	1,877	2,278	2,715
								
GK9331-2	Two seat lounge	2,096	2,259	2,401	2,514	2,718	3,226	3,778
								
GK9331-3	Three seat lounge	2,805	3,030	3,225	3,377	3,657	4,221	4,913
								

How to Specify - Please note: 1 - 4 MUST be specified to COMPLETE order.

1 Model number	2 Finish	3 Flammability Rating	4 Upholstery	
<p>To order please specify the following:</p> <p>1 Model Number</p> <p>2 Finish</p> <p>3 Flammability Rating</p> <p>4 Upholstery</p>	<p>Cherry finish on Maple</p> <p>215 Medium Brown Cherry</p> <p>260 Cinnamon Cherry</p> <p>498 Espresso</p> <p>511 Dark Red Cherry</p> <p>512 Medium Red Cherry</p> <p>701 Light Cherry</p> <p>777 Burnished Cherry</p> <p>Maple</p> <p>555 Ebony Maple</p> <p>800 Natural Maple</p> <p>873 Honey Maple</p> <p>647 Walnut</p>	<p>For standard flammability rating, please specify CTB117, for California 133 and Boston fire-code treatment, please specify CTB133.</p> <p>U = CTB117</p> <p>U3 = CTB133 (+)</p> <p>9331-1 \$137</p> <p>9331-2 \$176</p> <p>9331-3 \$254</p>	<p>Please see pages 12-16 for upholstery and leather selections.</p> <p>If material requires railroading please add an additional 10% to order.</p>	
G K 9 3 3 1 - 1				

Example: GK9331-1.215.U.LG-830

M Grade Price										Dimensions			
M1	M2	M3	M4	M5	M6	M7	M8	M9	M10	W	D	H	
1,626	1,716	1,788	1,855	1,928	2,005	2,087	2,179	2,316	2,412	Overall	28 1/4"	28"	31 1/2"
										Seat	18 1/2"	18"	
										Arm		26"	
										Between arms	22"		
										Upholstery Requirements			
										Fabric yards		3.5	
										Leather feet²		60	
										Shipping weight		52 lbs.	
										Cube		25.9	
2,401	2,514	2,604	2,689	2,782	2,880	2,984	3,100	3,273	3,398	Overall	50 1/4"	28"	31 1/2"
										Seat	18 1/2"	18"	
										Arm		26"	
										Between arms	43"		
										Upholstery Requirements			
										Fabric yards		4.5	
										Leather feet²		77	
										Shipping weight		65 lbs.	
										Cube		32.6	
3,225	3,377	3,502	3,619	3,746	3,879	4,022	4,181	4,418	4,586	Overall	72"	28"	31 1/2"
										Seat	18 1/2"	18"	
										Arm		26"	
										Between arms	66"		
										Upholstery Requirements			
										Fabric yards		6.5	
										Leather feet²		110.5	
										Shipping weight		83 lbs.	
										Cube		59.5	
*Please refer to yardage requirements for fabrics with repeats on page 20.													

*Please refer to yardage requirements for fabrics with repeats on page 20.

Specifications

Interior Frame: Plywood and hardwood joined by dowels, mechanical fasteners and corner blocked.

Arms: Foam filled over webbing. Hardwood trim in maple species.

Seat: Foam and Dacron over flexible foundation. Upholstered.

Back: Foam filled over sinuous spring. Upholstered.

Glides: Nickel-plated steel, adjustable.

Species: Maple arm and legs.

Note: Directional, nap or large repeat fabrics and leather may require seaming on the inside and outside back or seat of lounge, unless fabric is able to be railroaded for GK9331-3.

Note: Leather requirements are calculated at 17 sq. ft. leather to 1 yard of fabric.

Note: Seam detail on 9331-2 in leather only. 9331-3 always has seam detail.