

CONFERENCE SERIES  
MEETING SERIES  
LIST PRICES EFFECTIVE  
MARCH 1, 2008

M O T I V E



2 0 0 8

# HBF 2008 Price List Contents

Effective Date: March 1, 2008

---

**Mailing Address:**  
**HBF/HBF Textiles**  
PO Box 8  
Hickory, NC 28603-0008

**Shipping Address:**  
**HBF/HBF Textiles**  
900-12th Street Drive NW  
Hickory, NC 28601-4763

**Phone:** 828.328.2064  
**Fax:** 828.485.2690  
**info:** info@hbf.com  
www.hbf.com  
www.hbftextiles.com

---

## CONTENTS

---

### PAGE

#### SPECIFICATIONS

Base Options.....	5
Base Placement Options.....	6
Bumper Insert.....	3
Edge Details.....	3
Electrical Access Doors.....	7
Electrical Access Grommet.....	6
Extruded Leg Tables.....	5
Extruded Legs.....	5
Finish Availability Chart.....	4
Laminate.....	3
Mesh Wire Management.....	6
Power/Data Plate, Rectangular.....	7
Power/Data Plate, Round.....	6
PVC T-Mold Edge.....	3
Shrouds, Veneer.....	5
Solid Surface Materials.....	3
Teaming Tables, Daisy Chain.....	7
Teaming Tables, Ganging Device.....	8
Teaming Tables, Modesty Panel.....	8
Teaming Tables, Power/Data.....	7
Veneers.....	4
Wire Management Channel.....	6
X-Base.....	5
X-Base Tables.....	7

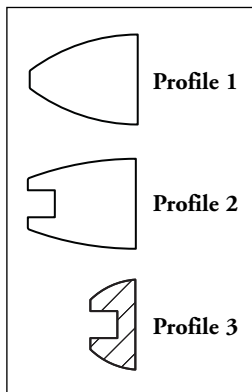
#### TABLES

Extruded Legs, Round.....	10
Extruded Legs, Square.....	10
Teaming Tables.....	17
X-Base, Round.....	9
X-Base, Square.....	9
X-Bases, Arched Boat.....	14
X-Bases, Rectangular.....	11

# HBF Motive Series

## Specifications - Materials

### Top Edge Details



#### Wood Veneer Tops

Edges are bordered with solid wood edge band or a 5/8" thick PVC T-mold with optional PVC bumper insert.

#### Laminate Tops

Edges are bordered with a 5/8" thick PVC T-mold with optional PVC bumper insert.

#### Solid Surface Tops

Edges are shaped from solid surface material.

**Select Profile 1, 2 or 3.**

**Select Profile 3.**

**Select Profile 1 or 2.**

See Laminate section for T-mold color selection.

See Bumper Insert section for color selection.

On wood and solid surface tops indicate edge profile.

On wood and laminate tops indicate bumper insert color if selected.

### Laminate

Laminate tops are offered on all Motive tables.

The following Pionite® laminates are HBF standard selections:

Carnation White Suede	SW806	Stonedust Suede	SG224
Eggshell White Suede	SW803	Ingot Gray Suede	SG211
Tawny White Suede	SW812	Nubian Brown Suede	ST604
Ash Gray Suede	SG254	Anigre Suede	WX041
Pumice Suede	SG203	Hardrock Maple Suede	WM791
Folkstone Gray Suede	SG241		

Motive laminate tables can also be specified in any commercially available laminate. Pricing will be determined by the price of the specified laminate, lead time for the table will be based upon the availability of the laminate material. Contact HBF Customer Service for quote.

If laminate surface is specified, please indicate color selection on order.

### PVC T-Mold

The edges of Motive tables are formed with a 5/8" T-mold to create an attractive and very durable edge. This PVC T-mold is available in the following HBF standard colors and must be indicated on order:

Fog  
Sail White  
Black

### Bumper Insert

A decorative and protective PVC insert can be used with profiles 2 and 3, veneer and laminate tops only. The bumper insert is not available on solid surface tops. This insert is available in the following colors:

Fog  
Sail White  
Black

### Solid Surface Materials

Solid surface tops are available on all Motive tables except teaming tables.

Two standard HBF solid surface material colors are available – Alabaster White and Ebony Skies. Other solid surface materials may be specified; contact HBF Customer Service for pricing and lead time information.

Solid surface material "Care Kits" are available. One will ship with each order; additional kits are available for \$42 List per kit.

# HBF Motive Series

## Specifications - Materials

### Veneers

The following veneers are available with the finish options as shown below. Pricing for these veneers are shown by veneer grade.

Cherry, Maple and Walnut tops are plain sliced, slip matched.

HBF Ligno-Grain veneers produce a textured surface that is not fully filled. This texture, combined with the slip matched linear pattern of the veneer, produces an interesting alternative wood surface.

Oak is rift cut, slip matched. This produces a very straight, combed grain effect.

Sapele and Anigre tops are quarter sliced and slip matched.

Anigre: Color and grain variations are typical characteristics of anigre veneer. Color may range from light yellow to pale brown, sometimes with a pink tint. The grain pattern of anigre will also vary in frequency and size; grain pattern changes should be expected within a given product or suite of furniture.

#### Veneer Grade 1

Cherry  
Maple  
Ligno-Grain  
Walnut

#### Veneer Grade 2

Rift Oak  
Sapele

#### Veneer Grade 3

Anigre

### Finish Availability Chart

		Cherry	Veneer Grade 1		Veneer Grade 2		Veneer Grade 3	
			Maple	Ligno-Grain	Walnut	Rift Oak	Sapele	Anigre
01	Centennial	•		•				
02	Espresso	•		•				
03	Imperial	•		•				
05	Tuscan	•		•				
06	Amber	•		•			•	
07	Chestnut	•		•				
09	Onyx	•		•				
10	Honey	•		•				
11	Amazon	•		•				
12	Wheat		•	•				
16	Caramel		•	•		•		
17	Scone						•	
18	Biscotti		M*					
19	Butterscotch							•
20	Hazelnut		M*					
21	Chai							•
22	Cider		M*					
23	Mocha					•		
24	Chocolat		M*					
25	Cocoa				•			
26	Latte		M*					
27	Honeycomb				•			
28	Nectar		M*					
29	Nutmeg				•			
30	Toffee		M*					

**M\* (maple):** These finishes are available only on maple seating and occasional table products and allow the specifier to create a finish that is complementary to non-maple veneers available on conference and casegood products. HBF's maple seating and occasional table products can therefore be specified with HBF conference and casegoods constructed with the available non-maple veneers and create an office environment with complementary wood tones. These finishes are not available on conference or casegood products.

18 Biscotti on maple complements 17 Scone on sapele  
 20 Hazelnut on maple complements 19 Butterscotch on anigre  
 22 Cider on maple complements 21 Chai on anigre  
 24 Chocolat on maple complements 23 Mocha on rift oak  
 26 Latte on maple complements 25 Cocoa on walnut  
 28 Nectar on maple complements 27 Honeycomb on walnut  
 30 Toffee on maple complements 29 Nutmeg on walnut

All conference and casegood products are standard with a 30° sheen.

An upcharge of **10% Net** per unit for conference and casegood products, with a minimum upcharge of **\$375 Net** per order will apply for any custom wood finish.

# HBF Motive Series

## Specifications - Materials

### Base Options

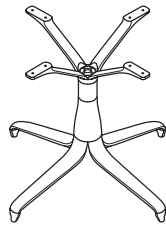
Motive tables are offered in three versions: single X-base, multi X-base with stretcher or extruded leg. Teaming tables are available in the extruded leg version only.

### X-Base

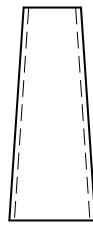
Round and square tables are available with a single X-base. Rectangular and arched boat shaped tables come with multiple X-bases.

X-bases are standard in polished aluminum. A brushed aluminum finish is also available for an additional upcharge. Please contact HBF Customer Service for pricing and availability.

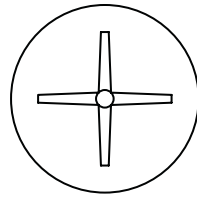
All X-base tables are available with a veneer wrapped shroud option. This must be noted on the purchase order by adding the code “-WS” to the style number.



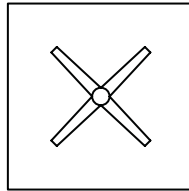
X-base Detail



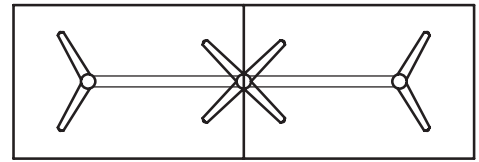
Veneer Shroud



Round Table  
Base Configuration



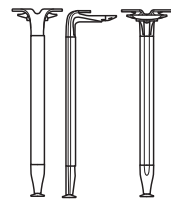
Square Table  
Base Configuration



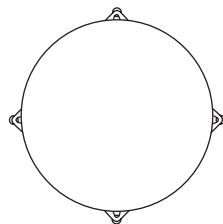
Rectangular Table  
Base Configuration

### Extruded Leg


The extruded leg is a brushed aluminum finish and incorporates wire management capabilities. The extruded leg is captured in a groove in the edge of the table. Extruded legs are only available on tables that specify edge profile 2 or 3. Locking casters may be added to the extruded leg tables to facilitate relocation. Caster availability will be noted for applicable products and must be specified on the purchase order by adding the code “CC” to the table style number.



Single Leg Detail



Round Table  
Leg Configuration



Square Table  
Leg Configuration



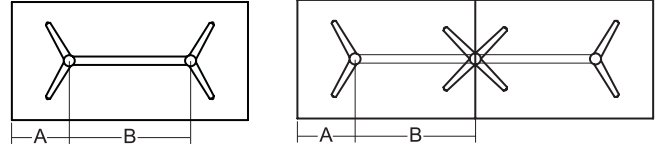
Teaming Table  
Leg Configuration

# HBF Motive Series

## Specifications - Materials

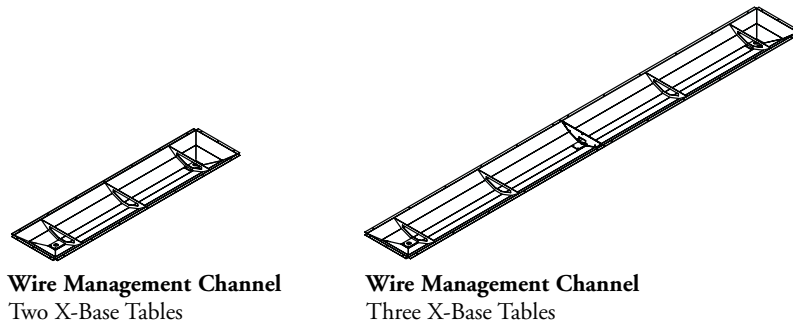
### Base Placement Locations

Table Dimension	A	B
48" x 96"	23 1/4"	49 1/2"
48" x 108"	23 3/4"	60 1/2"
48" x 120"	23 3/4"	70 1/2"
54" x 144"	22 1/2"	(2) 49 1/2"
54" x 168"	23 1/2"	(2) 60 1/2"
54" x 192"	25 1/2"	(2) 70 1/2"
60" x 216"	26 1/2"	(2) 81 1/2"



### Wire Management Channel

A metal power channel is standard on all powered Motive tables with multiple X-bases and stretchers. This horizontal channel connects with the bases to accommodate data/electrical wiring and provides additional support. The power channel is offered in a Satin Pewter powder coat finish.

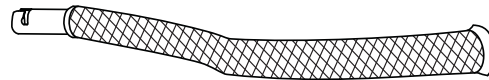


**Wire Management Channel**  
Two X-Base Tables

**Wire Management Channel**  
Three X-Base Tables

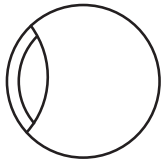
### Mesh Wire Management

HBF offers an optional mesh wire management sock in black or beige on the X-base tables only. The mesh wire management sock is ordered separately as AC96MS. Specify beige or black mesh.



### Electrical Access Grommet

Round or square Motive tables with single X-base, or tables with extruded legs, are available with a compact power/data unit with a removable grommet cover. The round grommet is standard in HBF Satin Pewter powder coat finish. Grommet mounts flush with the top surface.



### Power/Data Plate

Motive tables specifying power/data capabilities will be equipped with a power/data unit that provides two (2) 110 volt electrical outlets and two (2) Cat.5E data jacks. This unit uses a six foot soft cord with a grounded plug. Tables with single X-base may also be specified as hardwired.



The electrical components provided within this group of furniture are engineered and manufactured in compliance with NEC regulation; **however it is the responsibility of the specifier and contracted installer of the furniture to be aware of the local building and electrical restrictions.** Electrical components meet both Chicago and New York electrical codes.

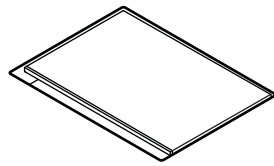
Additional voice/data inserts are available to replace the standard data jacks. These inserts can be ordered from Doug Mockett & Company ([www.mockett.com](http://www.mockett.com)) and installed as required by the end user's data specialist to accommodate specific requirements.

# HBF Motive Series

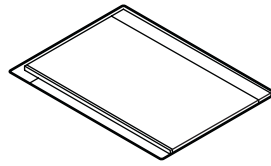
## Specifications - Materials

### Electrical Access Doors

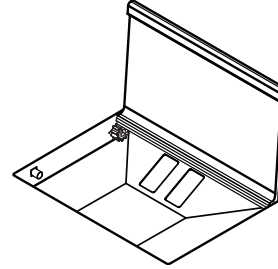
Metal electrical access doors for Motive tables with X-bases and stretchers have a soft closing hinged door and are standard in a clear anodized aluminum finish. These are also offered with veneer, glass and solid surface material inserts. Inserts must be noted on the purchase order by adding the correct veneer, glass or solid surface code to the style number. Access doors pivot vertically to provide easy access to the power/data connections and are mounted flush with the top surface.



**Electrical Access Door 1**  
Aluminum access door



**Electrical Access Door 2**  
Aluminum access door with veneer, glass or acrylic insert



### Power/Data Plate

Motive tables with X-bases and stretchers with power/data units are hardwired and must be installed by a licensed electrician.

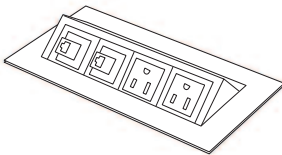


The power/data plate provides four (4) 110 volt electrical outlets and two (2) blank voice/data modules. Data and power are separated within the power/data plate. HBF recommends using shielded cable for data/communications applications.

The electrical components provided within this group of furniture are engineered and manufactured in compliance with NEC regulation; **however it is the responsibility of the specifier and contracted installer of the furniture to be aware of the local building and electrical restrictions.** Electrical components meet both Chicago and New York electrical codes.

Voice/data connections are provided by means of a knockout cover fitted to an opening designed around industry standard modules. Two systems that work with these power units are the Panduit Netkey and Siemon Max modules. Contact [www.panduit.com](http://www.panduit.com) and [www.siemon.com](http://www.siemon.com) for more information. These can be installed as needed by the end user's data specialist. Neither Panduit or Siemon is connected in any way to HBF.

### Teaming Table Power



Motive teaming tables are available with a UL listed power and data center with a rotating face that provides access to two (2) power duplexes and two (2) RJ45 data/voice modules. The AC96M housing is clear anodized aluminum. The unit is standard with a ten foot soft cord and three prong grounded plug. Unit measures 8 3/8" OW x 4 3/8" OD. Optional kits to daisy chain multiple tables are available.

### Daisy Chain Power

Teaming tables can be daisy chained together using the optional daisy chain kit. This is a single circuit system that incorporates 2 duplex outlets per table; up to 6 tables can be connected on one circuit. Specify (1) jumper kit per table based on the table size. Use the kit with "N" in the part number for New York applications. Specify (1) AC96DCST for one table or each group of six tables This starter kit connects the table to the building's power supply. (Daisy chain power units are not available for Chicago.)

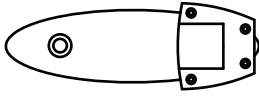


# HBF Motive Series

## Specifications - Materials

---

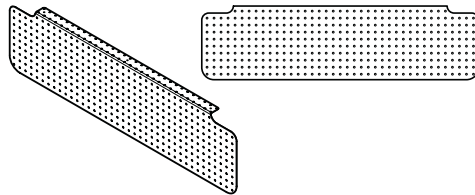
### Teaming Table Ganging Device



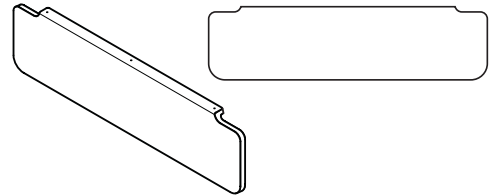
Motive teaming tables are available with an optional ganging device to connect multiple tables. The SURF® connector is mounted under the table top to connect tables by inserting the ellipse into the mating part. When connected, you lock and tighten the SURF® by closing the black plastic locking cap. The ganging device swivels out of the way when not in use.

### Teaming Table Modesty Panel

Motive teaming tables are available with an optional modesty panel that is centered between the legs of the table and extends 10 1/2" below the table top. The modesty panel is offered in veneer, laminate and perforated metal. The perforated metal panel is powder coated Matte Aluminum. Modesty panels, mounting brackets and installation instructions are sent as a kit to be installed in the field.



**Perforated Metal Modesty Panel**



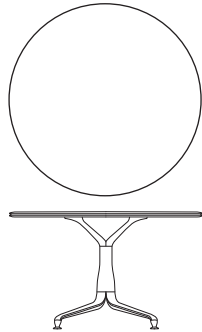
**Veneer or Laminate Modesty Panel**



# HBF Motive Series

Style Number	List Prices	Veneer 1	Veneer 2	Veneer 3	Laminate	Solid Surface	Dimensions				Cartoned Weight (lbs.)
							OW	OD	OH	DIA	

## Round with X Base



<b>MO74A-X</b>	<b>3157</b>	<b>3409</b>	<b>3788</b>	<b>1840</b>	<b>5097</b>					29	42	170
<b>MO74B-X</b>	<b>3450</b>	<b>3726</b>	<b>4140</b>	<b>1862</b>	<b>5570</b>					29	48	180
<b>MO74C-X</b>	<b>3743</b>	<b>4043</b>	<b>4492</b>	<b>2020</b>	<b>6043</b>					29	54	195

Veneer species must be noted on each line item.

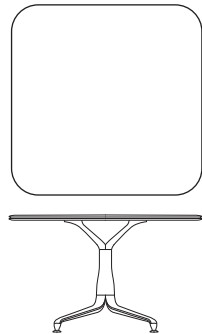
Edge profile must be noted on each line item.

Note: Veneer and Solid Surface price is for Edge Profile #1.

Veneer and Solid Surface add 5% List for Edge Profile #2.

Laminate price is for Edge Profile #3.

## Square with X Base



<b>MO77A-X</b>	<b>3564</b>	<b>3849</b>	<b>4277</b>	<b>2085</b>	<b>5300</b>	42	42	29				180
<b>MO77B-X</b>	<b>3960</b>	<b>4277</b>	<b>4752</b>	<b>2273</b>	<b>5777</b>	48	48	29				190
<b>MO77C-X</b>	<b>4316</b>	<b>4662</b>	<b>5180</b>	<b>2477</b>	<b>6297</b>	54	54	29				205

Veneer species must be noted on each line item.

Edge profile must be noted on each line item.

Note: Veneer and Solid Surface price is for Edge Profile #1.

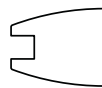
Veneer and Solid Surface add 5% List for Edge Profile #2.

Laminate price is for Edge Profile #3.

## Edge Details




**Profile 1**  
Wood Veneer and  
Solid Surface Tops



**Profile 2**  
Wood Veneer and  
Solid Surface Tops




**Profile 3**  
Wood Veneer and  
Laminate Tops




**PVC Protective Edge**  
Add -T to style number  
**Deduct \$200 List**  
*(N/A on Solid Surface tops)*



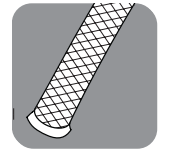
**Bumper Insert**  
Add -B1 to style number  
**Add \$135 List**  
*(N/A on Solid Surface tops)*



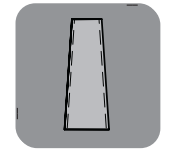
**Hardwired Power/Data**  
Add -RH1 (one unit) to style number  
**Add \$495 List**



**Softwired Power/Data**  
Add -RS1 (one unit) to style number  
**Add \$495 List**



**Mesh Wire Management**  
Add AC96MS to style number  
**Add \$495 List**  
*(Specify beige or black mesh)*



**Veneer Shrouds**  
Add -WS to style number  
**Add \$250 List**  
for single unit

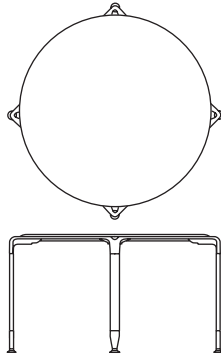
Veneer species must be noted on each line item

Veneer Grade 1	Veneer Grade 2	Veneer Grade 3
Cherry	Rift Oak	Anigre
Maple	Sapele	
Ligno-Grain		
Walnut		

# HBF Motive Series

Style Number	List Prices	Veneer 1	Veneer 2	Veneer 3	Laminate	Solid Surface	Dimensions				Cartoned Weight (lbs.)
							OW	OD	OH	DIA	

## Round with Extruded Legs



MO74A-F	3093	3340	3711	1464	4968			29	42	155
MO74B-F	3380	3650	4056	1600	5430			29	48	165
MO74C-F	3667	3961	4401	1736	5892			29	54	180
MO74D-F	3979	4297	4775	1884	6392			29	60	195


Veneer species must be noted on each line item.

Edge profile must be noted on each line item.

Note: Veneer and Solid Surface price is for Edge Profile #2.

Laminate price is for Edge Profile #3.

## Square with Extruded Legs



MO77A-F	3501	3781	4201	1523	5565	42	42	29	165
MO77B-F	3890	4201	4668	1660	6065	48	48	29	175
MO77C-F	4240	4579	5088	1809	6611	54	54	29	190

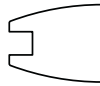
Veneer species must be noted on each line item.

Edge profile must be noted on each line item.

Note: Veneer and Solid Surface price is for Edge Profile #2.

Laminate price is for Edge Profile #3.

## Edge Details



### Profile 2

Wood Veneer and Solid Surface Tops



### Profile 3

Wood Veneer and Laminate Tops

**PVC Protective Edge**  
Add -T to style number  
**Deduct \$200 List**  
*(N/A on Solid Surface tops)*

**Bumper Insert**  
Add -B1 to style number  
**Add \$135 List**  
*(N/A on Solid Surface tops)*

**Softwired Power/Data**  
Add -RS1 (one unit) to style number  
**Add \$495 List**

**Locking Casters**  
Add -CC to style number  
**No Charge**

Veneer species must be noted on each line item

**Veneer Grade 1**   **Veneer Grade 2**   **Veneer Grade 3**

Cherry

Maple

Ligno-Grain

Walnut

Rift Oak


Sapele

Anigre

# HBF Motive Series

Style Number	List Prices	Veneer 1	Veneer 2	Veneer 3	Laminate	Solid Surface	Dimensions				Cartoned Weight (lbs.)
							OW	OD	OH	DIA	

## Rectangular with Two X Bases



MO78E-H	6870	7420	8244	3146	9280	96	48	29	325
MO78F-H	7685	8300	9222	3397	10022	108	48	29	345
MO78G-H	8500	9180	10200	3669	10824	120	48	29	360

Veneer species must be noted on each line item.

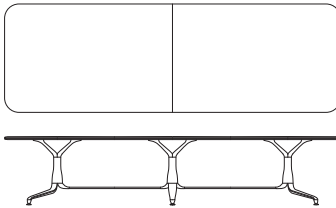
Edge profile must be noted on each line item.

Note: Veneer and Solid Surface price is for Edge Profile #1.

Veneer and Solid Surface add 5% List for Edge Profile #2.

Laminate price is for Edge Profile #3.

## Rectangular with Three X Bases



MO78H-H	11700	12636	14040	5414	14170	144	54	29	510
MO78J-H	14508	15669	17410	6714	17571	168	54	29	545
MO78K-H	15669	16922	18802	7251	18976	192	54	29	615
MO78L-H	16922	18276	20307	7831	20495	216	60	29	660

Veneer species must be noted on each line item.

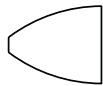
Edge profile must be noted on each line item.

Note: Veneer and Solid Surface price is for Edge Profile #1.

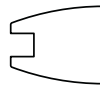
Veneer and Solid Surface add 5% List for Edge Profile #2.

Laminate price is for Edge Profile #3.

## Edge Details



**Profile 1**  
Wood Veneer and  
Solid Surface Tops



**Profile 2**  
Wood Veneer and  
Solid Surface Tops




**Profile 3**  
Wood Veneer and  
Laminate Tops




**PVC Protective Edge**  
Add -T to style number  
**Deduct \$200 List**  
(N/A on Solid Surface tops)



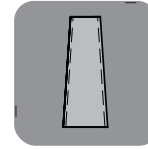
**Bumper Insert**  
Add -B2 to style number  
for one piece top  
**Add \$215 List**  
Add -B3 to style number  
for two piece top  
**Add \$295 List**



**Hardwired Power/Data**  
Add -RH2 (two units)  
to style number  
**Add \$990 List**  
(Units placed over end bases)



**Softwired Power/Data**  
Add -RS1 (one unit)  
to style number  
**Add \$495 List**



**Veneer Shrouds**  
Add -WS  
to style number  
**Add \$500 List**  
for two base units  
**Add \$750 List**  
for triple base units


Veneer species must be noted on each line item

Veneer Grade 1	Veneer Grade 2	Veneer Grade 3
Cherry	Rift Oak	Anigre
Maple	Sapele	
Ligno-Grain		
Walnut		

# HBF Motive Series

Style Number	List Prices	Veneer 1	Veneer 2	Veneer 3	Laminate	Solid Surface	Dimensions				Cartoned Weight (lbs.)
							OW	OD	OH	DIA	

## Rectangular with Two X Bases and Power



MO78S-HB1	8350	8920	9744	4751	10780	96	48	29	325
MO78T-HB1	9170	9800	10722	5131	11642	108	48	29	345
MO78V-HB1	9990	10680	11700	5541	12574	120	48	29	360

Veneer species must be noted on each line item.

Edge profile must be noted on each line item.

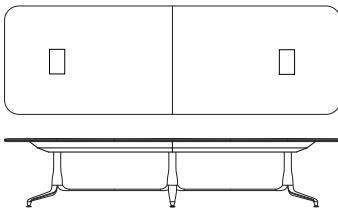
Note: Veneer and Solid Surface price is for Edge Profile #1.

Veneer and Solid Surface add 5% List for Edge Profile #2.

Laminate price is for Edge Profile #3.

Tables are standard with full aluminum door. Aluminum door with insert options must be noted on order.

## Rectangular with Three X Bases and Power



MO78W-HB2	14020	14956	16360	8603	17060	144	54	29	510
MO78X-HB2	17385	17989	19730	10667	21154	168	54	29	545
MO78Y-HB2	18776	19242	21122	11521	22847	192	54	29	615
MO78Z-HB2	20278	20596	22627	12443	24674	216	60	29	660

Veneer species must be noted on each line item.

Edge profile must be noted on each line item.

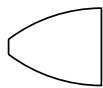
Note: Veneer and Solid Surface price is for Edge Profile #1.

Veneer and Solid Surface add 5% List for Edge Profile #2.

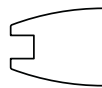
Laminate price is for Edge Profile #3.

Tables are standard with full aluminum door. Aluminum door with insert options must be noted on order.

## Edge Details



**Profile 1**  
Wood Veneer and  
Solid Surface Tops



**Profile 2**  
Wood Veneer and  
Solid Surface Tops



**Profile 3**  
Wood Veneer and  
Laminate Tops

**PVC Protective Edge**  
Add -T to style number  
**Deduct \$200 List**  
(N/A on Solid Surface tops)

**Bumper Insert**  
Add -B2 to style number  
for one piece top  
**Add \$215 List**  
Add -B3 to style number  
for two piece top  
**Add \$295 List**

**Access Door Inserts**  
Specify Option Desired  
1. Aluminum door with veneer insert.  
Add -AV, \$295 List per door  
2. Aluminum door with glass insert.  
Add -AG, \$195 List per door  
3. Aluminum door with acrylic insert.  
Add -AA, \$155 List per door

**Veneer Shrouds**  
Add -WS  
to style number  
**Add \$500 List**  
for two base units  
**Add \$750 List**  
for triple base units


Veneer species must be noted on each line item

Veneer Grade 1	Veneer Grade 2	Veneer Grade 3
Cherry	Rift Oak	Anigre
Maple	Sapele	
Ligno-Grain		
Walnut		

# HBF Motive Series

Style Number	List Prices					Solid Surface	Dimensions			Cartoned Weight (lbs.)
	Veneer 1	Veneer 2	Veneer 3	Laminate	OW		OD	OH	DIA	

## Rectangular with Two X Bases and Power



<b>MO78S-HB2</b>	<b>9170</b>	<b>9740</b>	<b>10564</b>	<b>5628</b>	<b>11600</b>	96	48	29	325
<b>MO78T-HB2</b>	<b>9990</b>	<b>10620</b>	<b>11542</b>	<b>6008</b>	<b>12462</b>	108	48	29	345
<b>MO78V-HB2</b>	<b>10810</b>	<b>11500</b>	<b>12520</b>	<b>6419</b>	<b>13394</b>	120	48	29	360

Veneer species must be noted on each line item.

Edge profile must be noted on each line item.

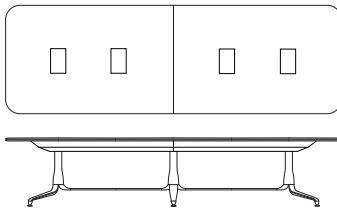
Note: Veneer and Solid Surface price is for Edge Profile #1.

Veneer and Solid Surface add 5% List for Edge Profile #2.

Laminate price is for Edge Profile #3.

Tables are standard with full aluminum door. Aluminum door with insert options must be noted on order.

## Rectangular with Three X Bases and Power



<b>MO78W-HB4</b>	<b>14745</b>	<b>15681</b>	<b>17085</b>	<b>9328</b>	<b>17785</b>	144	54	29	510
<b>MO78X-HB4</b>	<b>18284</b>	<b>19444</b>	<b>21185</b>	<b>11567</b>	<b>22053</b>	168	54	29	545
<b>MO78Y-HB4</b>	<b>19747</b>	<b>21000</b>	<b>22880</b>	<b>12492</b>	<b>23818</b>	192	54	29	615
<b>MO78Z-HB4</b>	<b>21326</b>	<b>22680</b>	<b>24711</b>	<b>13491</b>	<b>25723</b>	216	60	29	660

Veneer species must be noted on each line item.

Edge profile must be noted on each line item.

Note: Veneer and Solid Surface price is for Edge Profile #1.

Veneer and Solid Surface add 5% List for Edge Profile #2.

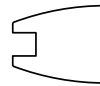
Laminate price is for Edge Profile #3.

Tables are standard with full aluminum door. Aluminum door with insert options must be noted on order.

## Edge Details



**Profile 1**  
Wood Veneer and  
Solid Surface Tops



**Profile 2**  
Wood Veneer and  
Solid Surface Tops



**Profile 3**  
Wood Veneer and  
Laminate Tops

**PVC Protective Edge**  
Add -T to style number  
**Deduct \$200 List**  
(N/A on Solid Surface tops)

**Bumper Insert**  
Add -B2 to style number  
for one piece top  
**Add \$215 List**  
Add -B3 to style number  
for two piece top  
**Add \$295 List**

**Access Door Inserts**  
Specify Option Desired  
1. Aluminum door with veneer insert.  
Add -AV, \$295 List per door  
2. Aluminum door with glass insert.  
Add -AG, \$195 List per door  
3. Aluminum door with acrylic insert.  
Add -AA, \$155 List per door

**Veneer Shrouds**  
Add -WS  
to style number  
**Add \$500 List**  
for two base units  
**Add \$750 List**  
for triple base units

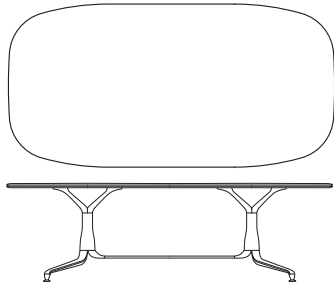
Veneer species must be noted on each line item

Veneer Grade 1	Veneer Grade 2	Veneer Grade 3
Cherry	Rift Oak	Anigre
Maple	Sapele	
Ligno-Grain		
Walnut		

# HBF Motive Series

Style Number	List Prices	Veneer 1	Veneer 2	Veneer 3	Laminate	Solid Surface	Dimensions				Cartoned Weight (lbs.)
							OW	OD	OH	DIA	

## Arched boat with Two X Bases



MO80E-H	7070	7620	8444	3860	9480	96	48	29	325
MO80F-H	7885	8500	9422	3611	10222	108	48	29	345
MO80G-H	8700	9380	10400	3883	11024	120	48	29	360

Veneer species must be noted on each line item.

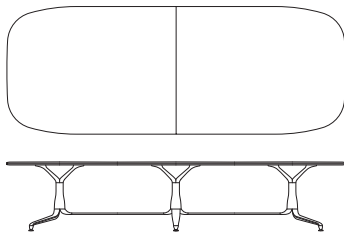
Edge profile must be noted on each line item.

Note: Veneer and Solid Surface price is for Edge Profile #1.

Veneer and Solid Surface add 5% List for Edge Profile #2.

Laminate price is for Edge Profile #3.

## Arched boat with Three X Bases



MO80H-H	11900	12836	14240	5628	14370	144	54	29	510
MO80J-H	14708	15869	17610	6928	17771	168	54	29	545
MO80K-H	15869	17122	19002	7465	19176	192	54	29	615
MO80L-H	17122	18476	20507	8045	20695	216	60	29	660

Veneer species must be noted on each line item.

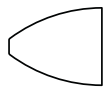
Edge profile must be noted on each line item.

Note: Veneer and Solid Surface price is for Edge Profile #1.

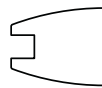
Veneer and Solid Surface add 5% List for Edge Profile #2.

Laminate price is for Edge Profile #3.

## Edge Details



**Profile 1**  
Wood Veneer and  
Solid Surface Tops



**Profile 2**  
Wood Veneer and  
Solid Surface Tops



**Profile 3**  
Wood Veneer and  
Laminate Tops

**PVC Protective Edge**  
Add -T to style number  
**Deduct \$200 List**  
(N/A on Solid Surface tops)

**Bumper Insert**  
Add -B2 to style number  
for one piece top  
**Add \$215 List**  
Add -B3 to style number  
for two piece top  
**Add \$295 List**

**Hardwired Power/Data**  
Add -RH2 (two units)  
to style number  
**Add \$990 List**  
(Units placed over end bases)

**Softwired Power/Data**  
Add -RS1 (one unit)  
to style number  
**Add \$495 List**

**Veneer Shrouds**  
Add -WS  
to style number  
**Add \$500 List**  
for two base units  
**Add \$750 List**  
for triple base units

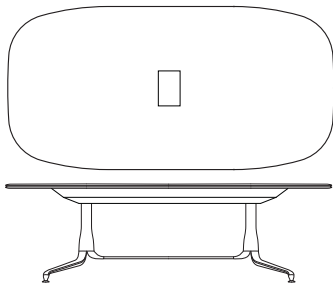
Veneer species must be noted on each line item

Veneer Grade 1	Veneer Grade 2	Veneer Grade 3
Cherry	Rift Oak	Anigre
Maple	Sapele	
Ligno-Grain		
Walnut		

# HBF Motive Series

Style Number	List Prices	Veneer 1	Veneer 2	Veneer 3	Laminate	Solid Surface	Dimensions	OW	OD	OH	DIA	Cartoned Weight (lbs.)
--------------	-------------	----------	----------	----------	----------	---------------	------------	----	----	----	-----	------------------------

## Arched boat with Two X Bases and Power



MO80S-HB1	8550	9120	9944	4965	10980		96	48	29			325
MO80T-HB1	9370	10000	10922	5345	11842		108	48	29			345
MO80V-HB1	10190	10880	11900	5755	12774		120	48	29			360

Veneer species must be noted on each line item.

Edge profile must be noted on each line item.

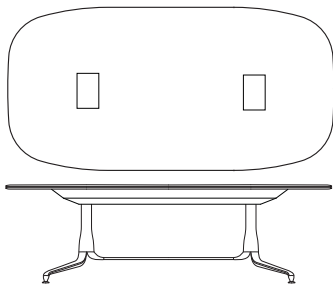
Note: Veneer and Solid Surface price is for Edge Profile #1.

Veneer and Solid Surface add 5% List for Edge Profile #2.

Laminate price is for Edge Profile #3.

Tables are standard with full aluminum door. Aluminum door with insert options must be noted on order.

## Arched boat with Two X Bases and Power



MO80S-HB2	9370	9940	10764	5842	11800		96	48	29			325
MO80T-HB2	10190	10820	11742	6222	12662		108	48	29			345
MO80V-HB2	11010	11700	12720	6633	13594		120	48	29			360

Veneer species must be noted on each line item.

Edge profile must be noted on each line item.

Note: Veneer and Solid Surface price is for Edge Profile #1.

Veneer and Solid Surface add 5% List for Edge Profile #2.

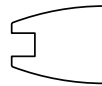
Laminate price is for Edge Profile #3.

Tables are standard with full aluminum door. Aluminum door with insert options must be noted on order.

## Edge Details



**Profile 1**  
Wood Veneer and  
Solid Surface Tops



**Profile 2**  
Wood Veneer and  
Solid Surface Tops



**Profile 3**  
Wood Veneer and  
Laminate Tops

**PVC Protective Edge**  
Add -T to style number  
**Deduct \$200 List**  
(N/A on Solid Surface tops)

**Bumper Insert**  
Add -B2 to style number  
for one piece top  
**Add \$215 List**  
Add -B3 to style number  
for two piece top  
**Add \$295 List**

**Access Door Inserts**  
Specify Option Desired  
1. Aluminum door with veneer insert.  
**Add -AV, \$295 List per door**  
2. Aluminum door with glass insert.  
**Add -AG, \$195 List per door**  
3. Aluminum door with acrylic insert.  
**Add -AA, \$155 List per door**

**Veneer Shrouds**  
Add -WS  
to style number  
**Add \$500 List**  
for two base units  
**Add \$750 List**  
for triple base units

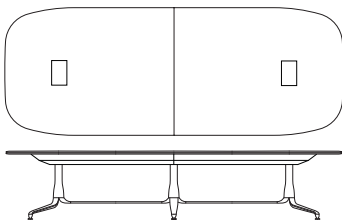
## Veneer species must be noted on each line item

Veneer Grade 1	Veneer Grade 2	Veneer Grade 3
Cherry	Rift Oak	Anigre
Maple	Sapele	
Ligno-Grain		
Walnut		

# HBF Motive Series

Style Number	List Prices	Veneer 1	Veneer 2	Veneer 3	Laminate	Solid Surface	Dimensions				Cartoned Weight (lbs.)
							OW	OD	OH	DIA	

## Arched boat with Three X Bases and Power



<b>MO80W-HB2</b>	<b>14220</b>	<b>15156</b>	<b>16560</b>	<b>8817</b>	<b>17260</b>	144	54	29	510
<b>MO80X-HB2</b>	<b>17585</b>	<b>18189</b>	<b>19930</b>	<b>10881</b>	<b>21354</b>	168	54	29	545
<b>MO80Y-HB2</b>	<b>18976</b>	<b>19442</b>	<b>21322</b>	<b>11735</b>	<b>23047</b>	192	54	29	615
<b>MO80Z-HB2</b>	<b>20478</b>	<b>20796</b>	<b>22827</b>	<b>12657</b>	<b>24874</b>	216	60	29	660

Veneer species must be noted on each line item.

Edge profile must be noted on each line item.

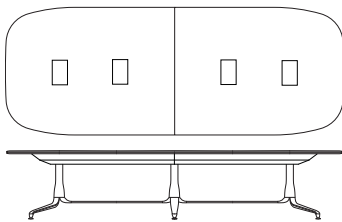
Note: Veneer and Solid Surface price is for Edge Profile #1.

Veneer and Solid Surface add 5% List for Edge Profile #2.

Laminate price is for Edge Profile #3.

Tables are standard with full aluminum door. Aluminum door with insert options must be noted on order.

## Arched boat with Three X Bases and Power



<b>MO80W-HB4</b>	<b>14945</b>	<b>15881</b>	<b>17285</b>	<b>9528</b>	<b>17985</b>	144	54	29	510
<b>MO80X-HB4</b>	<b>18484</b>	<b>19644</b>	<b>21385</b>	<b>11767</b>	<b>22253</b>	168	54	29	545
<b>MO80Y-HB4</b>	<b>19947</b>	<b>21200</b>	<b>23080</b>	<b>12692</b>	<b>24018</b>	192	54	29	615
<b>MO80Z-HB4</b>	<b>21526</b>	<b>22880</b>	<b>24911</b>	<b>13691</b>	<b>25923</b>	216	60	29	660

Veneer species must be noted on each line item.

Edge profile must be noted on each line item.

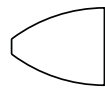
Note: Veneer and Solid Surface price is for Edge Profile #1.

Veneer and Solid Surface add 5% List for Edge Profile #2.

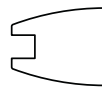
Laminate price is for Edge Profile #3.

Tables are standard with full aluminum door. Aluminum door with insert options must be noted on order.

## Edge Details



**Profile 1**  
Wood Veneer and  
Solid Surface Tops



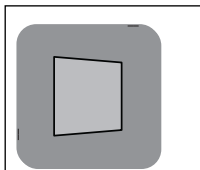
**Profile 2**  
Wood Veneer and  
Solid Surface Tops



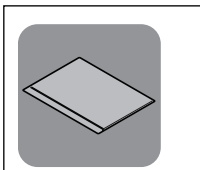
**Profile 3**  
Wood Veneer and  
Laminate Tops



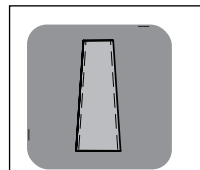
**PVC Protective Edge**  
Add -T to style number  
**Deduct \$200 List**  
(N/A on Solid  
Surface tops)



**Bumper Insert**  
Add -B2 to style number  
for one piece top  
**Add \$215 List**  
Add -B3 to style number  
for two piece top  
**Add \$295 List**



**Access Door Inserts**  
Specify Option Desired  
1. Aluminum door with veneer insert.  
Add -AW, \$295 List per door  
2. Aluminum door with glass insert.  
Add -AG, \$195 List per door  
3. Aluminum door with acrylic insert.  
Add -AA, \$155 List per door




**Veneer Shrouds**  
Add -WS  
to style number  
**Add \$500 List**  
for two base units  
**Add \$750 List**  
for triple base units

## Veneer species must be noted on each line item

Veneer Grade 1	Veneer Grade 2	Veneer Grade 3
Cherry	Rift Oak	Anigre
Maple	Sapele	
Ligno-Grain		
Walnut		

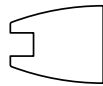


# HBF Motive Series Tables

Style Number	List Prices	Veneer 1	Veneer 2	Veneer 3	Laminate	Dimensions				Cartoned Weight (lbs.)
						OW	OD	OH	DIA	
<b>Rectangle Teaming with Extruded Legs</b>										
	MO81A-F	3605	3893	4326	1360	54	24	29		105
	MO81B-F	3825	4131	4590	1390	60	24	29		110
	MO81C-F	3880	4190	4656	1420	66	24	29		115
	MO81D-F	4100	4428	4920	1450	72	24	29		120
	MO81E-F	3900	4212	4680	1450	54	30	29		115
	MO81F-F	3960	4277	4752	1480	60	30	29		120
	MO81G-F	4040	4363	4848	1510	66	30	29		125
	MO81H-F	4270	4612	5124	1540	72	30	29		130
	MO81J-F	4435	4790	5322	1570	72	36	29		135

Veneer species must be noted on each line item.  
 Edge profile must be noted on each line item.  
 Note: Veneer price is for Edge Profile #2.  
 Laminate price is for Edge Profile #3.


## Edge Details



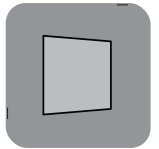
**Profile 2**  
Wood Veneer



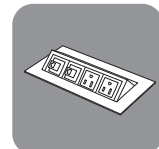
**Profile 3**  
Wood Veneer and  
Laminate Tops



**PVC Protective Edge**  
Add -T to style number  
**Deduct \$200 List**  
*(N/A on Solid Surface tops)*



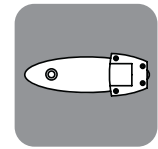
**Bumper Insert**  
Add -B2 to style number  
for one piece top  
**Add \$215 List**



**Softwired Power/Data**  
Indicate AC96M  
on order  
**Add \$325 List**



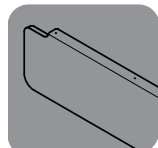
**Daisy Chain Power**  
Indicate AC96DC on  
order. **Add \$245 List**  
**Starter Kit**  
Indicate AC96DCST on  
order. **Add \$265 List**  
per kit



**Table Ganging Device**  
Indicate AC96TC  
on order  
**Add \$165 List**  
for set of two




**Laminate Modesty Panel**  
Add -MODL  
to style number  
**Add \$295 List**



**Veneer Modesty Panel**  
Add -MODW  
to style number  
**Add \$395 List**



**Perforated Metal Modesty Panel**  
Add -MODM  
to style number  
**Add \$295 List**



**Locking Casters**  
Add -CC  
to style number  
**No Charge**

### Veneer species must be noted on each line item

<u>Veneer Grade 1</u>	<u>Veneer Grade 2</u>	<u>Veneer Grade 3</u>
Cherry	Rift Oak	Anigre
Maple	Sapele	
Ligno-Grain		
Walnut		