



Tom  
Pixon.

# .Tom Dixon.

With a commitment to innovation and a mission to revive the British furniture industry, the Tom Dixon brand is inspired by our nation's unique heritage. Using raw materials rethought for the modern age, these products demonstrate robust methods of industrial manufacture.





# Contents

## Industry

- Void 6
- Peg Chair 10
- Jack 14
- Offcut 18
- Pressed Glass 22
- Rock 28
- Copper 30
- Cast 34
- Enamel 36
- Mirror Ball 40
- Beat Lights 44
- Slab 46

## Products

- Collection 50
- Bowl/Lens/Tube 56
- Bead&Top 58
- Void 59
- Mirror 60
- Fluoro 63
- Copper 64
- Blow Light 66
- Fat Spot 67
- Block 68
- Lean 69
- Crown 70
- Spin 71
- Link 72
- Screw 73
- Spot 74
- Enamel Vessels 75
- Offcut 76
- Peg 77
- Slab 78
- Rock 83
- Beat 84
- Base 86
- Beat Vessels 88
- Felt 89
- Cone 90
- Angle 92
- Pipe 94
- Punch 96
- Wingback 98
- Club 100
- Bean 102
- Justice 103
- Plump 104
- Jack 106
- Fresh Fat 107
- Wire 108
- Rubber Band 110
- Bulb Changes 111

## Projects

- Mirror 114–115
- Cone 116–117
- Copper 118–119
- Pipe 120
- Link/Base 121
- Felt 122
- Lean/Slab/Beat 123
- Beat 124–126
- Beat/Slab/Mirror/  
Pressed Glass 127
- Block 128
- Block/Slab 129
- Slab/Fluoro/Screw/  
Pressed Glass 130
- Pressed Glass 131
- Slab/Wingback 132
- Index 135
- Distribution 135
- Credits 136





**Industry**





The Void lamps reference the Olympic medals with three metallic finishes: brass, copper and polished stainless steel. Inspired by vacuum flasks, these mysterious lighting objects conceal a powerful halogen bulb that concentrates the light to create a soft directional beam.

# The mysterious lighting object

Solid metal sheets are pressed, spun and braised to form a double wall shade. They are hand polished to create a mirror surface which is lacquered to maintain a high gloss finish. Void makes use of existing techniques and regular fittings – the innovation lies in the undulating form of the shade.

Left:  
Void  
– Polished Stainless Steel  
→ p. 59

Right:  
Void – Brass/Copper/  
Polished Stainless Steel  
→ p. 59







Left:  
Void – Brass/Copper/  
Polished Stainless Steel  
→ p. 59





Left:  
Peg Chair – Black  
 → p. 77

Right/ Overleaf:  
Peg Chair – Black/Fluoro/White  
 → p. 77



## A new minimalist wooden stacker

The Peg chair owes something to Japanese architecture with its quietly pared down form. It pays homage to Rietveld with its distinct graphic silhouette and supremely functional shape.

This lightweight cafe chair has been designed for domestic and contract use. Made from turned wood, the robust stacking chair comes in a variety of colour finishes including signature fluorescent orange.







# The sitting, stacking, lighting thing

Jack, an award winning symbol of its age and 70s pop inspired object created in 1994. Jack was designed to explore the use of plastic and prove that industrial manufacture was still possible in the UK.

Produced from polyethylene it uses the industrial process of air rotation-moulding, a technique more commonly associated with traffic cones or toy production. Plastic polythene pellets are added into a five-part tool and rotated and heated to high temperatures which creates a plastic wall of even thickness.

Right:  
Jack Light – White  
→ p. 106







Left:  
Jack – Black  
Jack Light – White  
→ p. 106





The Offcut Bench and Stool are constructed from waste generated by standard methods of wooden furniture manufacture. The rounded top makes use of these curved and irregular pieces of discarded wood (called waney edges), creating a new product from what was considered rubbish.

# Nature and industry combined

Further design innovations include a method of construction that requires neither glue nor screws. It uses wooden pegs, enabling the bench and stool to be assembled quickly. The Offcut Bench and Stool are flat-packed, making them easy to distribute, completing their credentials as entirely functional and supremely utilitarian products.

Left:  
Offcut Stool – Natural  
→ p. 76

Right:  
Offcut Stool – Natural / Fluoro  
→ p. 76







Above:  
Offcut Stool – Fluoro  
 → p. 76

Below:  
Offcut Bench – Fluoro / Natural  
 → p. 76





Left:  
Pressed Glass Light  
– Bead  
→ p. 58

Right:  
Pressed Glass Lights  
– Bead / Top  
→ p. 58



# Chunky luminous industrial lights

These pressed glass shades are made in industrial plants which are more commonly used to manufacture architectural products including car head lamps or glass insulators. The Pressed Glass collection is created through a process not often associated with contemporary design.

This collection is made from compressing molten glass into a hollow core mould which is then annealed in a kiln to create a robust object. The production process does not allow for intervention, and so small variations such as tiny air bubbles often occur within the finished product.







Below:  
Pressed Glass Light  
– Lens  
→ p. 57



Above:  
Pressed Glass Lights  
– Bowl/Lens/Tube  
→ p. 57





Above/ Right:  
 Rock Table – Large Top  
 Rock Table – Small Top  
 → p. 83

# Heavyweight, lasting furniture

The Rock collection makes use of one of the most primitive materials, the result of millions of years of geological compression. Made from forest brown Indian marble sourced from specialist quarries in Rajasthan, Rock's infinite pattern variations expose the individual markings that make each single piece unique.

Marble is a metamorphic rock formed when limestone is subjected to tremendous pressure over a long period of time. Its longevity, strength and durability make it one of art and design's most important materials.







# Copper, the warm metallic

Copper is a rarely used material in lighting and furniture. It was one of the very first metals to be worked by man, copper naturally occurs as an un-compounded mineral.

The Copper Shade is created by employing the technically advanced process of vacuum metallisation. A thin layer of pure metal is exploded onto the internal surface of a polycarbonate globe using an electrical charge. The result is a highly reflective surface.

Left:  
[Copper Shade Floor](#)  
→ p. 65

Below:  
[Copper Shade Floor](#)  
[Copper Shade](#)  
→ p. 65











Above:  
Crown Candelabra  
→ p. 70

The Crown Candelabra and the Screw Table base are inspired by the materials and processes employed during the Industrial Revolution. Made by sand casting iron, these products reference the robust components used to build the bridges and engines of the Victorian era.

## The rough stuff – brutally elegant



Left:  
Screw Table base  
→ p. 73





# Colour and superior toughness


Inspired by the desire to bring colour into the collection, the Spot Tables and Enamel Vessels have an enameled surface. The Lean Light has a vibrant glossy powder coat finish.

An enamel surface is created by spraying particles of glass onto a cast iron surface and then firing the product at very high temperatures to create a vitreous enamel surface. This finish is typically associated with science labs and cooking equipment, the result is an indestructible surface with an extraordinary depth of colour.

Left:  
Lean Table Light – Red  
→ p. 69



Below:  
Spot Table – Round (Long/Short Stem)  
Spot Table – Square (Long/Short Stem)  
 → p. 74



Above:  
Enamel Vessels – Pentad/Quad/Trio  
 → p. 75





The Mirror ball was inspired by the space helmet. The reflective mirrored surface takes on the characteristics of the surrounding area, the ultimate simplicity of its form has guaranteed this product an iconic status.

# A magical reflecting sphere

The Mirror Ball is created by employing the technically advanced process of vacuum metalisation. A thin layer of pure metal is exploded on to the internal surface of a polycarbonate globe using an electrical charge. The result is a highly reflective surface.

Left/Right:  
Mirror Balls on Light Tripod Stand  
Mirror Ball – 50 cm/ 40 cm/ 25 cm  
→ p. 62

Overleaf:  
Mirror Ball – 50 cm/ 40 cm/ 25 cm  
→ p. 61









Inspired by the sculptural simplicity of brass cooking pots and traditional water vessels, the Beat shades are made from hand-beaten brass by skilled craftsmen. Its warm, golden appearance makes it a much appreciated material in art as well as decorative design.

The material's malleable qualities allow it to be formed through spinning and hand-beating to create a striking form with a tactile surface. A lacquer is applied to the interior surface and black patina to the exterior to finish the product.

# Modern shapes made by hand



Left:  
Beat Lights – Wide/Tall/Fat  
→ p. 85

Right:  
Beat Lights – Wide/Tall/Fat  
Beat Light – Stout  
→ p. 84/85







Left:  
Slab Bar Stool – Black  
Slab Dining Table – Natural/Black  
Slab Bench – Natural  
Slab Chair – Black  
→ p. 78 – 81









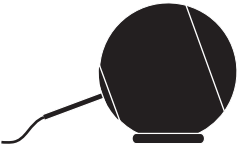













**Products**



# Collection

56		57		57	
<hr/>					
57		58		58	
<hr/>					
59		60		60	
<hr/>					
61		61		61	
<hr/>					
62		62		63	
<hr/>					
63		64		64	
<hr/>					





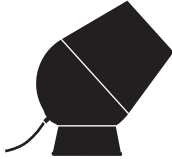













- Glass

Mirror

Fluoro
- Copper

Cast Metal

Enamel

65		65		66	
<hr/>					
66		67		68	
<hr/>					
68		69		70	
<hr/>					
71		71		72	
<hr/>					
72		72		72	
<hr/>					
73		73		74	
<hr/>					



■ Enamel  
■ Wood  
■ Marble



Spot Table – Square (Long Stem)



Spot Table – Round (Short Stem)



Spot Table – Round (Long Stem)



Enamel Vessel – Trio



Enamel Vessel – Quad



Enamel Vessel – Pentad



Offcut Stool



Offcut Bench



Peg Chair



Slab Bar Stool



Slab Chair



Slab Bench



Slab Coffee Table – Triangle



Slab Coffee Table – Square



Slab Coffee Table – Rectangle



Slab Dining Table



Slab Round Table

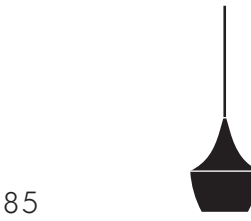


Rock Table – Large


■ Brass  
■ Felt  
■ Aluminium



Rock Table – Small




Beat Light – Fat



Base Floor Light



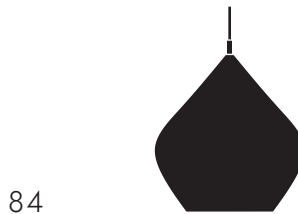
Beat Vessel – Drop



Felt Shade Tripod Stand



Angle Table Light



Beat Light – Stout




Beat Light – Tall



Base Table Light




Beat Vessel – Top



Cone Light – Large



Angle Wall Light



Beat Light – Wide



Base Wall Light



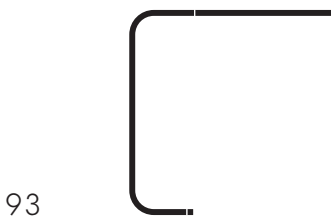
Beat Vessel – Tall



Felt Shade



Cone Light – Small




Angle Floor Light




- Aluminium
- Steel
- Upholstery

94



Pipe Light

95




Pipe Wall Light

95




Pipe Table Light

96



Punch Light

96




Punch Wall Light

97



Punch Table Light

98



Wingback Chair

98



Wingback Footstool

99



Wingback Sofa – 2 Seater

99




Wingback Sofa – 3 Seater

100




Club Chair

100



Club Footstool

101




Club Sofa

102




Bean Sofa – Straight Legs

102




Bean Sofa – Pedestal Legs

103



Justice Chair

104



Plump Chair


105



Plump Sofa – 2 Seater


- Plastic
- Wire
- Rubber

105




Plump Sofa – 3 Seater

106




Jack Black

106




Jack Light White

107




Fresh Fat Chair

107




Fresh Fat Bowl

108




Cage Light

109




Wire Dining Chair

109



Link Easy Chair

110



Rubber Band Chair



# Bowl / Lens / Tube



A series of glass pendant lights in three shapes: Tube, Bowl and Lens. Made from solid glass, the collection is exceptionally hard-wearing. Bowl is also available as a wall light.

Material  
Pressed glass

Colour  
■ Clear

## Pressed Glass Light – Bowl Wall

GLS01      Pressed Glass Light – Bowl  
GLA03EU   Wall Fitting EU/UK

Dimensions  
Ø 19.7 cm / 7.7 in  
D 13 cm / 5.1 in

Electrics  
EU/UK – 60 W (max) E27 silver crown mirror bulb incl.

Currently not available in the US



## Pressed Glass Light – Bowl

GLS01      Pressed Glass Light – Bowl  
GLA01EU   Pendant Fitting EU/UK  
GLA01UL   Pendant Fitting US

Dimensions  
Ø 19.7 cm / 7.7 in  
H 10 cm / 3.9 in

Electrics  
EU/UK – 60 W (max) E27 silver crown mirror bulb incl.  
US – 40 W (max) A19 silver crown mirror bulb incl.

Clear cable (250 cm / 98 in)  
Black metal ceiling rose (Ø 12.5 cm / 4.9 in)  
Tensile wire



## Pressed Glass Light – Lens

GLS02      Pressed Glass Light – Lens  
GLA01EU   Pendant Fitting EU/UK  
GLA01UL   Pendant Fitting US

Dimensions  
Ø 22.5 cm / 8.8 in  
H 9.5 cm / 3.7 in

Electrics  
EU/UK – 60 W (max) E27 silver crown mirror bulb incl.  
US – 40 W (max) A19 silver crown mirror bulb incl.

Clear cable (250 cm / 98 in)  
Black metal ceiling rose (Ø 12.5 cm / 4.9 in)  
Tensile wire



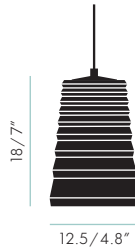
## Pressed Glass Light – Tube

GLS03      Pressed Glass Light – Tube  
GLA01EU   Pendant Fitting EU/UK  
GLA01UL   Pendant Fitting US

Dimensions  
Ø 12.5 cm / 4.8 in  
H 18 cm / 7 in

Electrics  
EU/UK – 60 W (max) E27 silver crown mirror bulb incl.  
US – 40 W (max) A19 silver crown mirror bulb incl.

Clear cable (250 cm / 98 in)  
Black metal ceiling rose (Ø 12.5 cm / 4.9 in)  
Tensile wire





# Bead & Top



Made from heavyweight extra thick pressed glass. Molten glass is compressed into a hollow core mould which is then annealed in a kiln to create a robust object.

Material  
Pressed glass

Colour  
■ Blue

## Pressed Glass Light – Bead

GLS04    Pressed Glass Light – Bead  
GLA02EU    Pendant Fitting EU/UK  
GLA02UL    Pendant Fitting US

Dimensions  
Ø 10 cm / 3.9 in  
H 12 cm / 4.7 in

Electrics  
EU/UK – 33 W (max) G9 halogen clear bulb incl.  
US – 25 W (max) G9 frosted halogen bulb incl.

Black fabric cable (250 cm / 98 in)  
Black metal ceiling rose (Ø 12.5 cm / 4.9 in)



## Pressed Glass Light – Top

GLS05    Pressed Glass Light – Top  
GLA02EU    Pendant Fitting EU/UK

Dimensions  
Ø 13.5 cm / 5.3 in  
H 12 cm / 4.7 in

Electrics  
EU/UK – 33 W (max) G9 halogen clear bulb incl.  
US – 25 W (max) G9 frosted halogen bulb incl.

Black fabric cable (250 cm / 98 in)  
Black metal ceiling rose (Ø 12.5 cm / 4.9 in)



# Void



Made from pure metal which is formed into a complex double walled shade, the recessed shape concentrates the light into a focused beam. Available as a pendant light only.

Material  
Brass, copper, stainless steel

Colour  
■ Bronze  
■ Copper  
■ Polished Stainless Steel

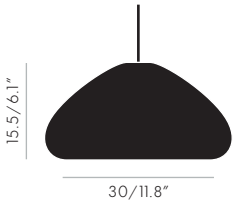
## Void Light

VOS01B    Void – Brass  
VOS01C    Void – Copper  
VOS01S    Void – Polished Stainless Steel  
BLA01EU    Pendant Fitting EU/UK  
BLA01UL    Pendant Fitting US

Dimensions  
Ø 30 cm / 11.8 in  
H 15.5 cm / 6.1 in

Electrics  
EU/UK – 33 W (max) G9 halogen clear bulb incl.  
US – 25 W (max) G9 frosted halogen bulb incl.

Black fabric cable (250 cm / 98 in)  
Black metal ceiling rose (Ø 12.5 cm / 4.9 in)





# Mirror



A vacuum metallised globe available as a floor, pendant or stand light in three different sizes: 50 cm, 40 cm, 25 cm.

Material  
Polycarbonate, aluminium

Colour  
■ Chrome

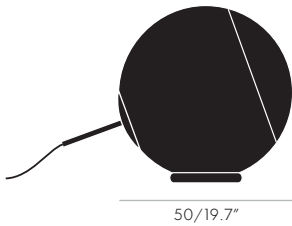
## Mirror Ball Floor 50 cm

MBB50 Mirror Ball Floor 50 cm  
MBA06EU Floor Fitting EU/UK  
MBA02US Floor Fitting US

Dimensions  
Ø 50 cm / 19.7 in

Electrics  
EU/UK – 60 W (max) E27 GLS white globe bulb incl.  
New bulb in effect from Aug. 2010 (→ p. 111)  
US – 60 W (max) G30 white globe bulb incl.

Clear cable (400 cm / 157.5 in) with foot switch  
Black rubber ring EU/UK/US



50/19.7"


## Mirror Ball Floor 40 cm

MBB40 Mirror Ball Floor 40 cm  
MBA06EU Floor Fitting EU/UK  
MBA02US Floor Fitting US

Dimensions  
Ø 40 cm / 15.7 in

Electrics  
EU/UK – 60 W (max) E27 GLS white globe bulb incl.  
New bulb in effect from Aug. 2010 (→ p. 111)  
US – 60 W (max) G30 white globe bulb incl.

Clear cable (400 cm / 157.5 in) with foot switch  
Black rubber ring EU/UK/US



40/15.7"




## Mirror Ball 50 cm

MBB50 Mirror Ball 50 cm  
MBA01EU Pendant Fitting EU/UK  
MBA01UL Pendant Fitting US

Dimensions  
Ø 50 cm / 19.7 in

Electrics  
EU/UK – 60 W (max) E27 GLS white globe bulb incl.  
New bulb in effect from Dec. 2010 (→ p. 111)  
US – 60 W (max) G30 white globe bulb incl.

Clear cable (250 cm / 98 in)  
Chrome ceiling rose (Ø 12 cm / 4.7 in)  
Tensile wire US only



50/19.7"

## Mirror Ball 40 cm

MBB40 Mirror Ball 40 cm  
MBA01EU Pendant Fitting EU/UK  
MBA01UL Pendant Fitting US

Dimensions  
Ø 40 cm / 15.7 in

Electrics  
EU/UK – 60 W (max) E27 GLS white globe bulb incl.  
New bulb in effect from Dec. 2010 (→ p. 111)  
US – 60 W (max) G30 white globe bulb incl.

Clear cable (250 cm / 98 in)  
Chrome ceiling rose (Ø 12 cm / 4.7 in)  
Tensile wire US only



40/15.7"

## Mini Ball 25 cm

MBB25 Mini Ball 25 cm  
MBA03EU Pendant Fitting EU/UK  
MBA03UL Pendant Fitting US

Dimensions  
Ø 25 cm / 9.8 in

Electrics  
EU/UK – 25 W (max) E14 GLS clear bulb incl.  
US – 25 W (max) G16.5 white globe bulb incl.

Clear cable (250 cm / 98 in)  
Chrome ceiling rose (Ø 8 cm / 3.1 in) for EU/UK  
Chrome ceiling rose (Ø 12 cm / 4.7 in) for US



25/9.8"





## Mirror Ball Stand

MBS02 Mirror Ball Stand

Dimensions  
H 120 cm / 47 in

Stainless steel stand to accompany MBB40 or MBB50 Mirror Ball and Floor Fitting

## Light Tripod Stand

LCS02 Light Tripod Stand

Dimensions  
H 180 cm / 70.8 in  
W 80 cm / 31.5 in

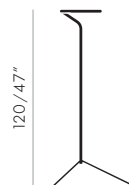
Stainless steel stand to accompany a maximum of 6 Mirror Balls

## Light Tripod Stand with multiple Mirror Balls


2 x MBB50 Mirror Ball 50 cm  
2 x MBB40 Mirror Ball 40 cm  
4 x MBA06EU/US Floor Fitting

2 x MBB25 Mini Ball 25 cm  
2 x MBA05EU/US Floor Fitting

6 x LCC01 Clamps  
1 x LCS02 Light Tripod Stand

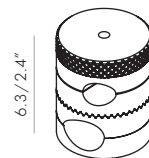


120 / 47"



180 / 70.8"

80 / 31.5"



6.3 / 2.4"

5.1 / 2"

# Fluoro



A blow-moulded polycarbonate sphere, externally lacquered in fluorescent orange. Available as a floor or pendant light.

Material  
White polycarbonate, fluorescent coat

Colour  
■ Fluoro (RAL 2005)  
□ White

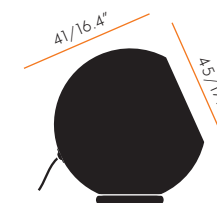
## Fluoro Floor Light

FLS45 Fluoro Light  
SFA03EU Floor Fitting EU/UK  
SFA01US Floor Fitting US

Dimensions  
Ø 45 cm / 17.7 in  
H 41 cm / 16.4 in

Electrics  
EU/UK – 42 W (max 60 W) E27 halogen energy-saving clear bulb incl.  
US – 60 W (max) G30 white globe bulb not incl.

Clear cable (350 cm / 137 in) for EU/UK  
White fabric cable (350 cm / 137 in) for US  
With foot switch and black rubber ring



41 / 16.4"

45 / 17.7"


## Fluoro Light

FLS45 Fluoro Light  
SPA01EU Pendant Fitting EU/UK  
SPA01UL Pendant Fitting US

Dimensions  
Ø 45 cm / 17.7 in  
H 41 cm / 16.4 in

Electrics  
EU/UK – 42 W (max 60 W) E27 halogen energy-saving clear bulb incl.  
US – 60 W (max) G30 white globe bulb incl.

Clear cable (250 cm / 98 in) for EU/UK/US  
Black metal ceiling rose (Ø 12.5 cm / 4.9 in)



41 / 16.4"

45 / 17.7"



# Copper



A polycarbonate sphere, which is vacuum metallised either with pure copper throughout, or with copper inside and brass outside to give a double-colour effect. Available as a floor or pendant light.

**Material**  
Polycarbonate, copper, bronze

**Colour**  
■ Copper  
■ Bronze

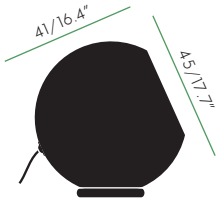
## Bronze Copper Shade Floor

MSS4501 Bronze Copper Shade  
SFA03EU Floor Fitting EU/UK  
SFA01US Floor Fitting US

**Dimensions**  
Ø 45 cm / 17.7 in  
H 41 cm / 16.4 in

**Electrics**  
EU/UK – 42 W (max 60 W) E27 halogen  
low-energy clear bulb incl.  
US – 60 W (max 100 W) G30 white globe  
bulb incl.

Clear cable (350 cm / 137 in) for EU/UK  
White fabric cable (350 cm / 137 in) for US  
With foot switch and black rubber ring




## Bronze Copper Shade

MSS4501 Bronze Copper Shade  
SPA01EU Pendant Fitting EU/UK  
SPA01UL Pendant Fitting US

**Dimensions**  
Ø 45 cm / 17.7 in  
H 41 cm / 16.4 in

**Electrics**  
EU/UK – 42 W (max 60 W) E27 halogen  
low-energy clear bulb incl.  
US – 60 W (max 100 W) G30 white globe  
bulb incl.

Clear cable (250 cm / 98 in)  
Black metal ceiling rose (Ø 12.5 cm / 4.9 in)



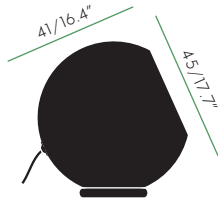
## Copper Shade Floor

MSS45 Copper Shade  
SFA03EU Floor Fitting EU/UK  
SFA01US Floor Fitting US

**Dimensions**  
Ø 45 cm / 17.7 in  
H 41 cm / 16.4 in

**Electrics**  
EU/UK – 42 W (max 60 W) E27 halogen  
low-energy clear bulb incl.  
US – 60 W (max 100 W) G30 white globe  
bulb incl.

Clear cable (350 cm / 137 in) for EU/UK  
White fabric cable (350 cm / 137 in) for US  
With foot switch and black rubber ring




## Copper Shade

MSS45 Copper Shade  
SPA01EU Pendant Fitting EU/UK  
SPA01UL Pendant Fitting US

**Dimensions**  
Ø 45 cm / 17.7 in  
H 41 cm / 16.4 in

**Electrics**  
EU/UK – 42 W (max 60 W) E27 halogen  
low-energy clear bulb incl.  
US – 60 W (max 100 W) G30 white globe  
bulb incl.

Clear cable (250 cm / 98 in)  
Black metal ceiling rose (Ø 12.5 cm / 4.9 in)





# Blow Light



Designed to accommodate a low-energy bulb. This is held in place by an industrial rubber plug. Available as a floor or pendant light. The floor version is IP-rated for outdoor use.

**Material**  
Polycarbonate, copper

**Colour**  
■ Copper  
■ Black

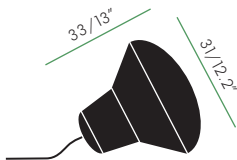
## Blow Floor Light – Copper

COS01    Blow Light Copper  
COA02EU    Floor Fitting EU/UK  
COA02US    Floor Fitting US

**Dimensions**  
Ø 31 cm / 12.2 in  
D 33 cm / 13 in

**Electrics**  
EU/UK – 11W (max) E27 low-energy bulb incl.  
US – 11W (max) E26 low-energy bulb incl.

Black cable (400 cm / 157.4 in)  
IP56-rated for outdoor use



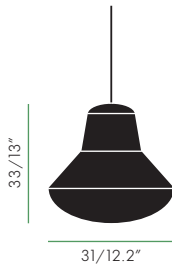
## Blow Light – Copper

COS01    Blow Light Copper  
COA04EU    Pendant Fitting EU/UK

**Dimensions**  
Ø 31 cm / 12.2 in  
H 33 cm / 13 in

**Electrics**  
EU/UK – 11W (max) E27 low-energy bulb incl.

Black cable (400 cm / 157.4 in)  
Not available in the US



# Fat Spot



Inspired by theatrical lighting, this floor or table light is made from vacuum metallised copper. The shade and base can be adjusted to direct the light beam.

**Material**  
Polycarbonate, copper

**Colour**  
■ Copper

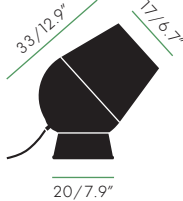
## Fat Spot

FSS02    Fat Spot  
FSA01EU    Floor Fitting EU/UK  
FSA01US    Floor Fitting US

**Dimensions**  
Ø (shade) 17 cm / 6.7 in  
Ø (base) 20 cm / 7.9 in  
D 33 cm / 12.9 in

**Electrics**  
EU/UK – 60 W (max 100 W) E27 GLS white globe bulb incl.  
New bulb in effect from Dec. 2010 (→ p. 111)  
US – 60 W (max 100 W) G30 white globe bulb incl.

Black fabric cable (300 cm / 118 in) with inline switch





# Block



Electroplated copper legs with a granite table top. The stone surface is heat resistant and treated to minimise grease marks. It has adjustable feet to protect the floor and compensate for uneven surfaces. Available in two sizes: dining or coffee.

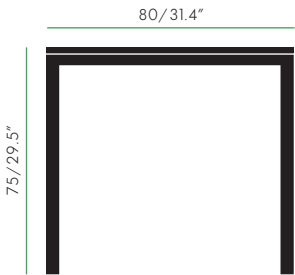
**Material**  
Copper, granite

**Colour**  
■ Copper  
■ Charcoal

### Block Dining Table

BTT080 Block Granite Top  
BTB01 Block Dining Table Legs

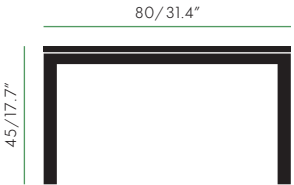
**Dimensions**  
H 75 cm / 29.5 in  
W 80 cm / 31.4 in  
D 80 cm / 31.4 in



### Block Coffee Table

BTT080 Block Granite Top  
BTB02 Block Coffee Table Legs

**Dimensions**  
H 45 cm / 17.7 in  
W 80 cm / 31.4 in  
D 80 cm / 31.4 in



# Lean



With a hollow base and slender arm, Lean is available in a matt-black powder coated finish or enamel high-gloss red version.

**Material**  
Cast iron, black finish or red high-gloss powder coat

**Colour**  
■ Black  
■ Red

### Lean Table Light

LNL01 Lean Table Light – Black  
LNL01RE Lean Table Light – Red  
LNA01EU Fitting EU/UK  
LNA01US Fitting US

**Dimensions**  
Ø (base) 13 cm / 5 in  
H 42 cm / 17 in

**Electrics**  
EU/UK – 25 W (max 40 W) E14 GLS clear bulb incl.  
US – 25 W (max 40 W) G16.5 white globe bulb incl.

Black fabric cable (300 cm / 118 in) with inline switch





# Crown



Made from cast iron with a black powder coated finish, Crown Candelabra is a decorative accessory designed to hold a variety of candle sizes.

**Material**  
Cast iron, black powder coat

**Colour**  
■ Black

## Crown Candelabra

CRT01 Crown Candelabra

**Dimensions**  
H 30 cm / 12 in  
W 30 cm / 12 in



# Spin



A rotating mobile made from cast iron. The arms can be locked into place. The candelabra takes a variety of candle sizes. Available as a table or floor version. Suitable for outdoor or indoor use.


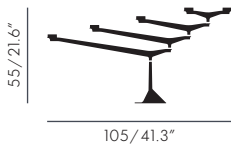
**Material**  
Cast iron, black powder coat

**Colour**  
■ Black

## Spin Table Candelabra

SPT01 Spin Table Candelabra

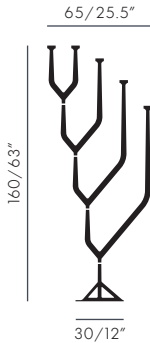
**Dimensions**  
H 55 cm / 21.6 in  
W 105 cm / 41.3 in



## Spin Floor Candelabra

SPF03 Spin Floor Candelabra Arms  
SPF04 Spin Floor Candelabra Base

**Dimensions**  
Ø 30 cm / 12 in  
H 160 cm / 63 in  
W 65 cm / 25.5 in





# Link



Solid cast aluminium powder coated black finish, suitable for outdoor or indoor use. Available in a small or large version.

Material  
Cast aluminium, black powder coat

Colour  
■ Black

## Link Table – Large

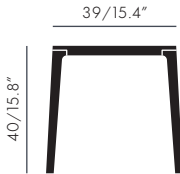
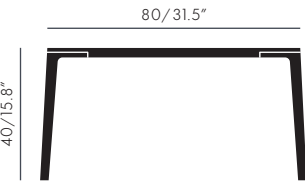
- LKT02 Link Table Top – Large
- LKL01 Link Legs – Large
- LKL02 Link Legs – Small

Dimensions  
H (large legs) 40 cm / 15.8 in  
H (small legs) 30 cm / 11.8 in  
W (top) 80 cm / 31.5 in

## Link Table – Small

- LKT01 Link Table Top – Small
- LKL01 Link Legs – Large
- LKL02 Link Legs – Small

Dimensions  
H (large legs) 40 cm / 15.8 in  
H (small legs) 30 cm / 11.8 in  
W (top) 39 cm / 15.4 in



# Screw



Made from a cast iron tripod base with a white marble top. The aluminium thread allows for multiple heights by simply spinning the top. Available in two different size tops: large and small. Suitable for outdoor or indoor use.

Material  
Cast iron, marble, aluminium

Colour  
■ Black  
□ White

## Screw Table – Large

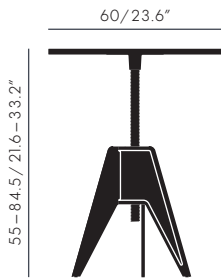
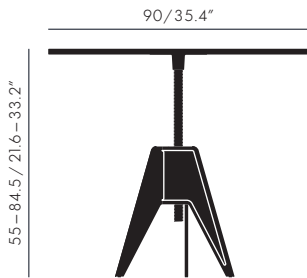
- SCT01 Screw Table Top – Large
- SCB01 Screw Base

Dimensions  
Ø 90 cm / 35.4 in  
H 55 – 84.5 cm / 21.6 – 33.2 in

## Screw Table – Small

- SCT02 Screw Table Top – Small
- SCB01 Screw Base

Dimensions  
Ø 60 cm / 23.6 in  
H 55 – 84.5 cm / 21.6 – 33.2 in





# Spot



Enamel, cast iron side tables with a weighted base and interchangeable height stems with either a round or square top.

Opposite – A series of vessels in enamel with a cast iron base. Designed in three geometric shapes: Trio, Quad and Pentad.

**Material**  
Cast iron, enamel

**Colour**  
■ Red  
□ White  
■ Black

## Spot Table – Square

- |         |                               |
|---------|-------------------------------|
| SET01WH | Spot Table Square Top – White |
| SET01RE | Spot Table Square Top – Red   |
| SEB01   | Short Stem Base – Black       |
| SEB02   | Long Stem Base – Black        |

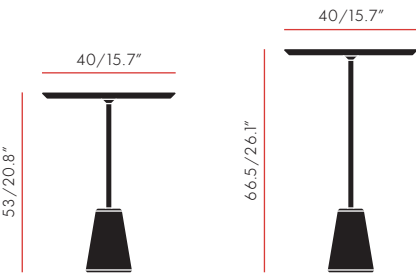
**Dimensions**  
W 30.5 cm / 12 in  
H (short stem) 53 cm / 20.8 in  
H (long stem) 66.5 cm / 26.1 in



## Spot Table – Round

- |         |                              |
|---------|------------------------------|
| SET02WH | Spot Table Round Top – White |
| SET02RE | Spot Table Round Top – Red   |
| SEB01   | Short Stem Base – Black      |
| SEB02   | Long Stem Base – Black       |

**Dimensions**  
Ø 40 cm / 15.7 in  
H (short stem) 53 cm / 20.8 in  
H (long stem) 66.5 cm / 26.1 in



# Enamel Vessels



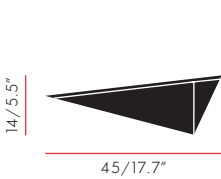
## Enamel Vessel – Trio

- |       |                    |
|-------|--------------------|
| ENV01 | Trio Enamel Vessel |
|-------|--------------------|

**Dimensions**  
H 14 cm / 5.5 in  
W 45 cm / 17.7 in

**Material**  
Cast iron, enamel

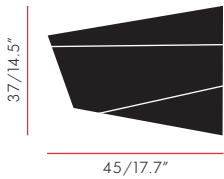
**Colour**  
■ Red  
□ White  
■ Blue  
■ Black



## Enamel Vessel – Quad

- |       |                    |
|-------|--------------------|
| ENV02 | Quad Enamel Vessel |
|-------|--------------------|

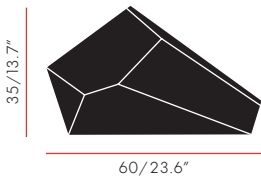
**Dimensions**  
H 37 cm / 14.5 in  
W 45 cm / 17.7 in



## Enamel Vessel – Pentad

- |       |                      |
|-------|----------------------|
| ENV03 | Pentad Enamel Vessel |
|-------|----------------------|

**Dimensions**  
H 35 cm / 13.7 in  
W 60 cm / 23.6 in





# Offcut



Constructed from offcut pieces of wood that are usually destroyed during the industrial process. They are delivered flat-packed and are easy to assemble, requiring no additional screws or glue. Available in oak with a soaped finish or birch with a fluoro RAL 2005 finish.

**Material**  
Birch (Fluoro)  
Oak (Natural)

**Colour**  
■ Fluoro (RAL 2005)  
■ Natural

## Offcut Stool

OCS01FL Offcut Stool – Fluoro  
OCS01NA Offcut Stool – Natural

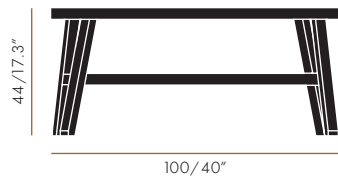
**Dimensions**  
H 44 cm / 17.3 in  
W 45 cm / 17.7 in



## Offcut Bench

OCB01FL Offcut Bench – Fluoro  
OCB01NA Offcut Bench – Natural

**Dimensions**  
H 44 cm / 17.3 in  
W 38 cm / 14.9 in  
D 100 cm / 40 in



# Peg



A wooden stacking chair designed for domestic or contract use. Available in three colour finishes.

**Material**  
Birch

**Colour**  
■ Black  
■ Fluoro (RAL 2005)  
■ White (RAL 1013)

## Peg Chair

PEC01BL Peg Chair – Black  
PEC01FL Peg Chair – Fluoro  
PEC01WH Peg Chair – White

**Dimensions**  
H 78 cm / 30.7 in  
H (seat) 43 cm / 16.9 in  
W 53 cm / 20.9 in  
D 54 cm / 21.2 in





# Slab




Made from solid oak in a black or natural lacquer with a deeply brushed surface. The Slab collection consists of a bar stool, chair, bench, dining and coffee tables.

- Material**  
Oak
- Colour**  
■ Black  
■ Natural

### Slab Bar Stool

- WOS01BL Slab Bar Stool – Black  
WOS01NA Slab Bar Stool – Natural

**Dimensions**  
H 76 cm / 29.9 in  
H (cast iron foot ring) 25 cm / 9.8 in  
Ø (seat) 35 cm / 13.7 in  
W 53 cm / 20.8 in



### Slab Chair

- WOD01BL Slab Chair – Black  
WOD01NA Slab Chair – Natural  
WOU01BL Back Rest + Seat Pad (black leather)

**Dimensions**  
H 75 cm / 29.5 in  
H (seat) 45 cm / 17.7 in  
W 47 cm / 18.5 in  
D 64 cm / 25.1 in

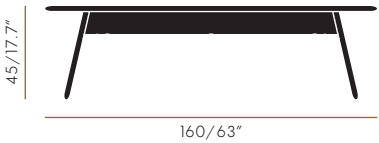
Slab Chair sold in pairs.  
Back Rest and Seat Pad sold in pairs. Both have zips to remove them from the chair.



### Slab Bench

- WOB04BL Slab Bench – Black  
WOB04NA Slab Bench – Natural

**Dimensions**  
H 45 cm / 17.7 in  
W 40 cm / 15.7 in  
D 160 cm / 63 in







### Slab Coffee Table – Triangle

WOL01BL Slab Coffee Table – Black

#### Dimensions

H 32.5 cm / 12.8 in  
W 25 – 60 cm / 10 – 24 in  
D 162 cm / 64 in

### Slab Coffee Table – Square

WOL02BL Slab Coffee Table – Black

#### Dimensions

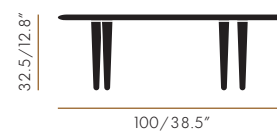
H 32.5 cm / 12.8 in  
W 64 – 79 cm / 25 – 31 in  
D 100 cm / 38.5 in

### Slab Coffee Table – Rectangle

WOL04BL Slab Coffee Table – Black

#### Dimensions

H 32.5 cm / 12.8 in  
W 60 cm / 23.6 in  
D 120 cm / 47.2 in



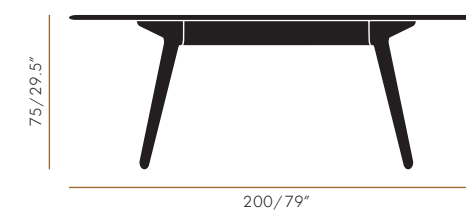
### Slab Dining Table

WOT03BL Slab Dining Table Top – Black  
WOL03BL Slab Dining Table Legs – Black  
WOB03BL Slab Dining Table Beam – Black

WOT03NA Slab Dining Table Top – Natural  
WOT04NA Slab Dining Table Legs – Natural  
WOT05NA Slab Dining Table Beam – Natural

#### Dimensions

H 75 cm / 29.5 in  
W 90 cm / 35.5 in  
D 200 cm / 79 in







An extension to the Slab range, made from birch wood with a soft brush finish. Available in white lacquer only.

Material

Birch

Colour

■ White (RAL 1013)

**Slab Round Table**

WBT06WH Slab Round Table – White

Dimensions

Ø 90 cm / 35.4 in  
H 74.5 cm / 29.3 in



# Rock



Made from forest brown Indian marble, Rock's infinite pattern variations expose the individual markings on the stone and make each table unique. Available as a coffee or side table.

Material

Marble

Colour

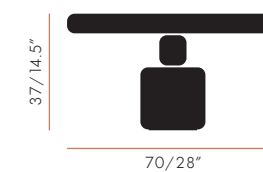
■ Forest Brown

**Rock Table – Large**

MAT01 Rock Table Top – Large  
MAB01 Rock Base

Dimensions

Ø 70 cm / 28 in  
H 37 cm / 14.5 in



**Rock Table – Small**

MAT02 Rock Table Top – Small  
MAB01 Rock Base

Dimensions

Ø 43 cm / 17 in  
H 44.5 cm / 17.5 in





# Beat



A series of pendant lights in four distinctive shapes: Stout, Wide, Fat and Tall. Inspired by traditional Indian water vessels.

**Material**  
Spun brass shade, patinated exterior, hand-beaten interior

**Colour**  
■ Black  
■ Brass

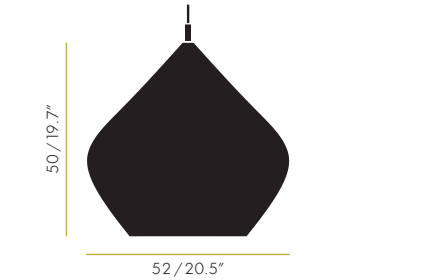
## Beat Light – Stout

BLS04 Beat Light – Stout  
BLA02EU Pendant Fitting EU / UK  
BLA02UL Pendant Fitting US

**Dimensions**  
Ø 52 cm / 20.5 in  
H 50 cm / 19.7 in

**Electrics**  
EU / UK – 42 W (max 100 W) E27 halogen low-energy clear bulb incl.  
US – 60 W (max 100 W) G30 white bulb incl.

Black fabric cable (250 cm / 98 in)  
Black metal ceiling rose (Ø 12.5 cm / 4.9 in)  
Tensile wire



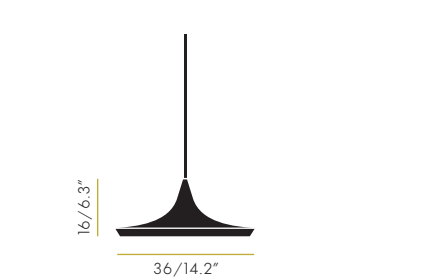
## Beat Light – Wide

BLS01 Beat Light – Wide  
BLA01EU Pendant Fitting EU / UK  
BLA01UL Pendant Fitting US

**Dimensions**  
Ø 36 cm / 14.2 in  
H 16 cm / 6.3 in

**Electrics**  
EU / UK – 33 W (max) G9 halogen low-energy clear bulb incl.  
US – 25 W (max) G9 frosted halogen bulb incl.

Black fabric cable (250 cm / 98 in)  
Black metal ceiling rose (Ø 12.5 cm / 4.9 in)



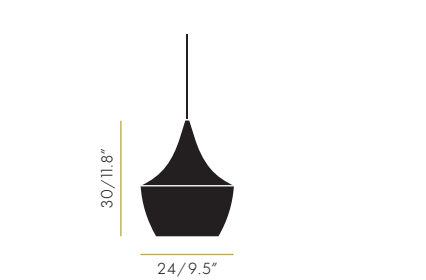
## Beat Light – Fat

BLS02 Beat Light – Fat  
BLA01EU Pendant Fitting EU / UK  
BLA01UL Pendant Fitting US

**Dimensions**  
Ø 24 cm / 9.5 in  
H 30 cm / 11.8 in

**Electrics**  
EU / UK – 33 W (max) G9 halogen low-energy clear bulb incl.  
US – 25 W (max) G9 frosted halogen bulb incl.

Black fabric cable (250 cm / 98 in)  
Black metal ceiling rose (Ø 12.5 cm / 4.9 in)



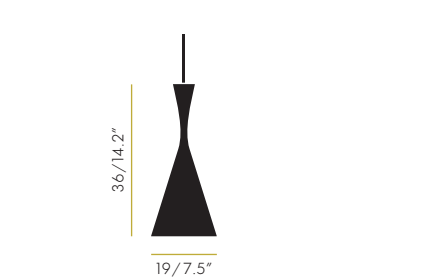
## Beat Light – Tall

BLS03 Beat Light – Tall  
BLA01EU Pendant Fitting EU / UK  
BLA01UL Pendant Fitting US

**Dimensions**  
Ø 19 cm / 7.5 in  
H 36 cm / 14.2 in

**Electrics**  
EU / UK – 33 W (max) G9 halogen low-energy clear bulb incl.  
US – 25 W (max) G9 frosted halogen bulb incl.

Black fabric cable (250 cm / 98 in)  
Black metal ceiling rose (Ø 12.5 cm / 4.9 in)





# Base



The Base collection combines a smooth finished brass shade with a matt-textured cast iron base. Available as a wall, floor or table light.

Material  
Cast iron, spun brass

Colour  
■ Brass  
■ Black

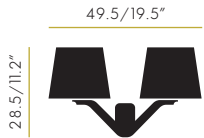
## Base Wall Light

BSS03 Base Wall Light  
BSA03EU Wall Fitting EU/UK

Dimensions  
H 28.5 cm / 11.2 in  
W 49.5 cm / 19.5 in

Electrics  
EU/UK – 25 W (max 40 W) E14 GLS clear bulbs incl.

Wall fixings not included  
Currently not available in the US



## Base Floor Light

BSS02 Base Floor Light  
BSF02EU Floor Fitting EU/UK  
BSF01 Base Fitting US  
BSA02US Floor Fitting US

Dimensions  
Ø 50 cm / 20 in  
H 160 cm / 63 in  
W 27 cm / 10.6 in

Electrics  
EU/UK – 42 W (max 100 W) E27 halogen low-energy clear bulb incl.  
US – 60 W (max 100 W) A19 clear bulb incl.

Black fabric cable (300 cm / 118 in) with foot switch



## Base Table Light

BSS01 Base Table Light  
BST02EU Floor Fitting EU/UK  
BST01 Base Fitting US  
BSA01US Floor Fitting US

Dimensions  
Ø (shade) 27 cm / 10.6 in  
Ø (base) 15 cm / 5.9 in  
H 39 cm / 15.5 in

Electrics  
EU/UK – 25 W (max 40 W) E14 GLS bulb incl.  
US – 25 W (max 60 W) G16.5 clear globe bulb incl.

Black fabric cable (300 cm / 118 in) with inline switch





# Beat Vessels



Beat Vessel – Tall

BRV01 Beat Vessel – Tall

Dimensions  
Ø 25 cm / 9.8 in  
H 109 cm / 42.9 in

Material  
Spun brass


Colour  
■ Antique Brass



Beat Vessel – Drop

BRV02 Beat Vessel – Drop

Dimensions  
Ø 55 cm / 21.7 in  
H 96 cm / 37.8 in



Beat Vessel – Top

BRV03 Beat Vessel – Top

Dimensions  
Ø (centre) 44 cm / 17.3 in  
Ø (base) 20 cm / 7.9 in  
H 75 cm / 29.5 in



# Felt



Made from double-layered heat-pressed felt with a grey exterior and white interior. Available as either a pendant or floor version on a black tripod stand.

Material  
Heat-pressed felt

Colour  
■ Grey  
□ White



Felt Shade

FSS01GW Felt Shade  
SPA01EU Pendant Fitting EU/UK  
SPA01UL Pendant Fitting US

Dimensions  
Ø 40 cm / 15.7 in  
H 26 cm / 10.2 in

Electrics  
EU/UK – 42 W (max 100 W) halogen low-energy clear bulb incl.  
US – 60 W (max 100 W) G30 white globe bulb incl.

Clear cable (250 cm / 98 in)  
Black metal ceiling rose (Ø 12.5 cm / 4.9 in)



Felt Shade Tripod Stand

FSS01GW Felt Shade  
LFA03EU Floor Stand EU/UK  
LFA03US Floor Stand US

Dimensions  
Ø 40 cm / 15.7 in  
H 145 cm / 57.1 in  
W 70 cm / 27.6 in

Electrics  
EU/UK – 60 W (max 100 W) E27 silver crown mirror bulb incl.  
US – 60 W (max) A19 silver crown bulb not incl.

Clear cable (300 cm / 118 in) with foot switch





# Cone



A multifunctional light inspired by photographic equipment. The white diffuser distributes light evenly. Available as a pendant or stand version.

**Material**  
Spun aluminium, black powder coat  
white acrylic diffuser

**Colour**  
■ Black  
□ White

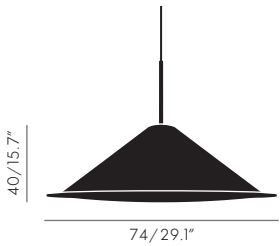
## Cone Light – Large

LCR74 Cone Light – Large  
LCA01EU Pendant/Floor Fitting EU/UK  
LCA11UL Pendant Fitting US

**Dimensions**  
Ø 74 cm / 29.1 in  
H 40 cm / 15.7 in

**Electrics**  
EU/UK – 100 W (max 150 W) E27 GLS white bulb incl.  
New bulb in effect from Dec. 2010 (→ p. 111)  
US – 100 W (max) A19 clear bulb incl.

Clear cable (400 cm / 157.4 in)  
Black metal ceiling rose (Ø 12.5 cm / 4.9 in)



## Cone Light – Small

LCR20 Cone Light – Small  
LCA02EU Pendant/Floor Fitting EU/UK  
LCA13UL Pendant Fitting US

**Dimensions**  
Ø 22 cm / 6.7 in  
H 40 cm / 15.7 in

**Electrics**  
EU/UK – 42 W (max) E27 R63 halogen low-energy bulb incl.  
US – 75 W (max) R80 reflector bulb incl.

Clear cable pendant/floor (400 cm / 157.4 in) for EU/UK  
Clear cable for pendant (250 cm / 98 in) for US  
Black metal ceiling rose (Ø 12.5 cm / 4.9 in)

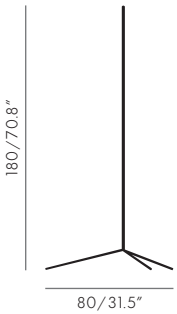


## Light Tripod Stand

LCS02 Light Tripod Stand

**Dimensions**  
H 180 cm / 70.8 in  
W 80 cm / 31.5 in

A stainless steel stand to accompany a maximum of 3 Cone Lights




### Light Tripod Stand with multiple Cone Lights

2 x LCR74	Cone Light – Large
2 x LCA01EU / LCA12US	Floor Fitting
1 x LCR20	Cone Light – Small
1 x LCA02EU / LCA14US	Floor Fitting
3 x LCC01	Clamps
1 x LCS02	Light Tripod Stand





# Angle



Designed as a task light in a table, wall or floor version. The arm of the floor light can be rotated 180 degrees. The base plate of the table light can be removed and the light can be permanently secured to a surface. This range is powder coated in Pantone Cool Grey 7C.

Material  
Extruded aluminium

Colour  
■ Grey

## Angle Table Light

ALT02EU Angle Table Light EU/UK

Dimensions  
H 34 cm / 13.4 in  
W (base) 28 cm / 11 in  
D 78 cm / 30.7 in

Electrics  
EU/UK/US – 14 W (max) T5 fluorescent  
white bulb incl.

Dark purple fabric cable (300 cm / 118 in)  
with inline switch  
Not available in the US



## Angle Wall Light

ALW01EU Angle Wall Light EU/UK

Dimensions  
H 78 cm / 30.7 in  
W 23 cm / 9.1 in

Electrics  
EU/UK/US – 14 W (max) T5 fluorescent  
white bulb incl.

Wall fixings not included  
Not available in the US



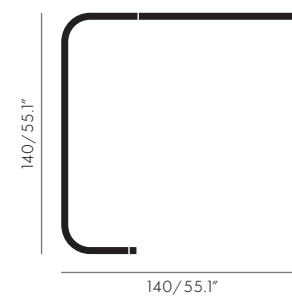
## Angle Floor Light

ALF01EU Angle Floor Light EU/UK  
ALF01US Angle Floor Light US

Dimensions  
H 140 cm / 55.1 in  
W 140 cm / 55.1 in

Electrics  
EU/UK/US – 14 W (max) T5 fluorescent  
white bulb incl.

Dark purple fabric cable (300 cm / 118 in)  
with foot switch





# Pipe



An extruded aluminium powder coated and anodised light in either white/pink or black/gold versions. The shade rotates to give a directional light. Available as a pendant, wall or floor Light.

Material  
Extruded aluminium

Colour  
■ Black  
■ Gold  
□ White  
■ Pink



## Pipe Light

PPL65D Pipe Light – Black/ Gold  
PPL65W Pipe Light – White/ Pink  
PPL02EU Pendant Fitting EU/ UK  
PPL02UL Pendant Fitting US

Dimensions  
Ø 15 cm / 5.9 in  
H 65 cm / 25.6 in

Electrics  
EU/ UK – 42 W (max 100 W) E27 halogen energy saving clear bulb incl.  
US – 60 W (max 60 W) G30 white globe bulb incl.

Black fabric cable (250 cm/ 98 in)  
Black or white metal ceiling rose (Ø 20.3 cm / 7.9 in), Tensile wire



## Pipe Wall Light

PPW01D Pipe Wall Light – Black/ Gold  
PPW01W Pipe Wall Light – White/ Pink  
PPA01EU Wall Fitting EU/ UK  
PPA01UL Wall Fitting US

Dimensions  
Ø 13 cm / 5.1 in  
H 42 cm / 16.5 in

Electrics  
EU/ UK – 33 W (max) G9 halogen bulb incl.  
US – 25 W (max) G9 halogen bulb incl.

Wall fixings not included



## Pipe Table Light

PPT01EU Pipe Table Light EU/ UK – Black/ Gold  
PPT01US Pipe Table Light US – Black/ Gold  
PPT02EU Pipe Table Light EU/ UK – White/ Pink  
PPT02US Pipe Table Light US – White/ Pink

Dimensions  
Ø 13 cm / 5.1 in  
H 54 cm / 21.3 in

Electrics  
EU/ UK/ US – 35 W (max) GU10 halogen bulb incl.

Black fabric cable (300 cm/ 118 in) for black/ gold version, purple fabric cable for white/ pink version with inline switch





# Punch



Punched and polished stainless steel fins allow for maximum refraction of light. Available as a pendant, wall or table light.

Material  
Stainless steel

Colour  
■ Steel

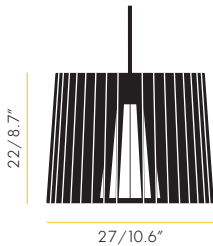
## Punch Light

PUS01 Punch Light  
PUA01EU Pendant Fitting EU/UK  
PUA01UL Pendant Fitting US

Dimensions  
Ø 27 cm / 10.6 in  
H 22 cm / 8.7 in

Electrics  
EU/UK – 60 W (max 100 W) E27 GLS clear bulb incl.  
New bulb in effect from Apr. 2010 (→ p. 111)  
US – 60 W (max 100 W) A19 clear bulb incl.

Black fabric cable (250 cm / 98 in)  
Chrome ceiling rose (Ø 12 cm / 4.7 in)  
Tensile wire



## Punch Wall Light

PUW01 Punch Wall Light  
PUA03EU Wall Fitting EU/UK  
PUA03UL Wall Fitting US

Dimensions  
H 27 cm / 10.6 in  
W 18 cm / 7 in

Electrics  
EU/UK – 25 W (max 40 W) E14 GLS clear bulb incl.  
US – 25 W (max 40 W) G16.5 clear bulb incl.

Wall fixings not included



## Punch Table Light

PUT02EU Punch Table Light EU/UK  
PUT02US Punch Table Light US

Dimensions  
Ø 18 cm / 7 in  
Ø 8 cm / 3.2 in  
H 27 cm / 10.6 in

Electrics  
EU/UK – 25 W (max 40 W) E14 GLS clear bulb incl.  
US – 25 W (max 40 W) G16.5 clear bulb incl.

Black fabric cable (300 cm / 118 in) with inline switch





# Wingback



The Wingback collection consists of a high back chair, sofa and footstool. Traditionally manufactured, the solid wooden frame is upholstered with velvet. Available with either a natural or black lacquered finish to the turned legs.

**Material**  
Kvadrat Haakon

- Colour (Kvadrat)**
- Harald 234
  - Harald 444
  - Harald 774
  - Harald 1180
  - Harald 1254
  - Harald 1355

## Wingback Chair

- |         |                                |
|---------|--------------------------------|
| WBC01BL | Wingback Chair<br>Black Legs   |
| WBC01NA | Wingback Chair<br>Natural Legs |

**Dimensions**  
H 127 cm / 50 in  
H (seat) 41 cm / 16.1 in  
W 67 cm / 26.4 in  
D 90 cm / 35.4 in  
D (seat) 56 cm / 22 in



## Wingback Footstool

- |         |                                    |
|---------|------------------------------------|
| WBF01BL | Wingback Footstool<br>Black Legs   |
| WBF01NA | Wingback Footstool<br>Natural Legs |


**Dimensions**  
H 40 cm / 15.7 in  
W 50 cm / 19.7 in  
D 45 cm / 17.7 in



## Wingback Sofa – 2 Seater

- |         |  |
|---------|--|
| WBS01BL | Wingback Sofa – 2 Seater<br>Black Legs   |
| WBS01NA | Wingback Sofa – 2 Seater<br>Natural Legs |

**Dimensions**  
H 127 cm / 50 in  
H (seat) 41 cm / 16.1 in  
W 160 cm / 63 in  
D 90 cm / 35.4 in  
D (seat) 56 cm / 22 in



## Wingback Sofa – 3 Seater

- |         |  |
|---------|--|
| WBS02BL | Wingback Sofa – 3 Seater<br>Black Legs   |
| WBS02NA | Wingback Sofa – 3 Seater<br>Natural Legs |

**Dimensions**  
H 127 cm / 50 in  
H (seat) 41 cm / 16.1 in  
W 210 cm / 82.7 in  
D 90 cm / 35.4 in  
D (seat) 56 cm / 22 in



# Club



Designed with generous proportions, the Club collection consists of an arm chair, sofa and footstool.

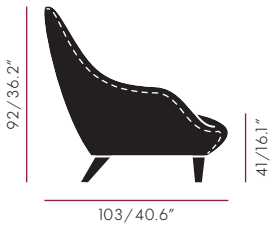
Material  
Kvadrat Haakon

- Colour (Kvadrat)
- Harald 234
  - Harald 444
  - Harald 774
  - Harald 1180
  - Harald 1254
  - Harald 1355

### Club Chair

- CBC01BL Club Chair – Black Legs  
CBC01NA Club Chair – Natural Legs

Dimensions  
H 92 cm / 36.2 in  
H (seat) 41 cm / 16.1 in  
W 92 cm / 36.2 in  
D 103 cm / 40.6 in  
D (seat) 66 cm / 26 in



### Club Footstool

- CBF01BL Club Footstool – Black Legs  
CBF01NA Club Footstool – Natural Legs


Dimensions  
H 41 cm / 16.1 in  
W 65 cm / 25.6 in  
D 65 cm / 25.6 in



### Club Sofa

- CBS01BL Club Sofa – Black Legs  
CBS01NA Club Sofa – Natural Legs

Dimensions  
H 92 cm / 36.2 in  
H (seat) 41 cm / 16.1 in  
W 210 cm / 82.7 in  
D 103 cm / 40.6 in  
D (seat) 63 cm / 24.8 in





# Bean



Designed to seat four people, the Bean sofa is available with a heavy pedestal base or turned oak legs.

Material  
Kvadrat Haakon

- Colour (Kvadrat)
- Harald 234
  - Harald 444
  - Harald 774
  - Harald 1180
  - Harald 1254
  - Harald 1355

### Bean Sofa – Straight Legs

- BNS01BL Bean Sofa – Straight Legs  
Black
- BNS01NA Bean Sofa – Straight Legs  
Natural

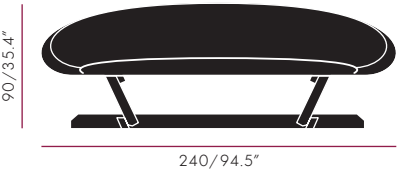
Dimensions  
H 90 cm / 35.4 in  
H (seat) 43 cm / 16.9 in  
W 240 cm / 94.5 in  
D 90 cm / 35.4 in  
D (seat) 55 cm / 21.7 in



### Bean Sofa – Pedestal Legs

- BNS02NA Bean Sofa – Pedestal Base  
Natural

Dimensions  
H 90 cm / 35.4 in  
H (seat) 43 cm / 16.9 in  
W 240 cm / 94.5 in  
D 90 cm / 35.4 in  
D (seat) 55 cm / 21.7 in



# Justice



The Justice armchair has a deep seat, with extra-wide arms and a large feather cushion for extra comfort.


Material  
Kvadrat Haakon

- Colour (Kvadrat)
- Harald 234
  - Harald 444
  - Harald 774
  - Harald 1180
  - Harald 1254
  - Harald 1355

### Justice Chair

- JSC01BL Justice Chair – Black Legs
- JSC01NA Justice Chair – Natural Legs
- JSC01WA Justice Chair – Walnut Legs

Dimensions  
H 91 cm / 35.8 in  
H (seat) 46 cm / 18.1 in  
W 103 cm / 40.6 in  
D 87 cm / 34.3 in  
D (seat) 61 cm / 24 in



# Plump



A versatile seating system, the Plump collection consists of an arm chair, a two seater and a three seater sofa. The voluptuous arms are designed to be wide enough to lean against or sit on.

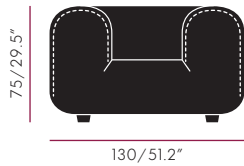
**Material**  
Kvadrat Haakon

- Colour (Kvadrat)**
- Harald 234
  - Harald 444
  - Harald 774
  - Harald 1180
  - Harald 1254
  - Harald 1355

### Plump Chair

- PLC01BL Plump Chair – Black Legs  
PLC01NA Plump Chair – Natural Legs

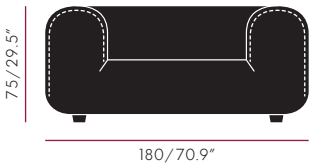
**Dimensions**  
H 75 cm / 29.5 in  
H (seat) 42 cm / 16.5 in  
W 130 cm / 51.2 in  
D 96 cm / 37.8 in  
D (seat) 56 cm / 22 in



### Plump Sofa – 2 Seater

- PLS01BL Plump Sofa – 2 Seater  
Black Legs  
PLS01NA Plump Sofa – 2 Seater  
Natural Legs

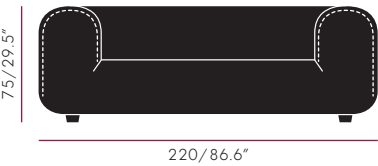
**Dimensions**  
H 75 cm / 29.5 in  
H (seat) 42 cm / 16.5 in  
W 180 cm / 70.9 in  
D 96 cm / 37.8 in  
D (seat) 56 cm / 22 in



### Plump Sofa – 3 Seater

- PLS02BL Plump Sofa – 3 Seater  
Black Legs  
PLS02NA Plump Sofa – 3 Seater  
Natural Legs

**Dimensions**  
H 75 cm / 29.5 in  
H (seat) 42 cm / 16.5 in  
W 220 cm / 86.6 in  
D 96 cm / 37.8 in  
D (seat) 56 cm / 22 in





# Jack



Jack is the original “sitting, stacking, lighting thing”, an award-winning multifunctional object. Made from plastic, it uses the process of air rotational moulding. Available in white (with a light) or black (without a light).

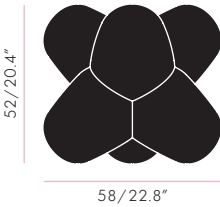
Material  
Polyethylene

Colour  
■ Black  
□ White

### Jack – Black

JLS01B Jack – Black

Dimensions  
H 52 cm / 20.4 in  
W 58 cm / 22.8 in  
D 58 cm / 22.8 in



### Jack Light – White

JLS01N Jack Light – White  
SFA04EU Floor Fitting EU / UK  
SFA04US Floor Fitting US

Dimensions  
H 52 cm / 20.4 in  
W 58 cm / 22.8 in  
D 58 cm / 22.8 in

Electrics  
EU / UK – 5 W (max) E27 low-energy bulb incl.  
US – 9 W (max) CFL tube bulb incl. (max dia 36 mm / XXin)

Clear cable (350 cm / 137 in) with foot switch



# Fresh Fat



The Fresh Fat collection is made in extruded hand-formed plastic which glistens like glass.


Material  
Extruded PETG

Colour  
■ Clear

### Fresh Fat Chair

FF001 Fresh Fat Chair

Dimensions  
H 70 cm / 27.5 in  
W 56 cm / 22 in  
D 70 cm / 27.5 in



### Fresh Fat Bowl

FB011 Fresh Fat Bowl

Dimensions  
Ø 55 cm / 21.7 in  
H 15 cm / 5.9 in



# Wire



The Wire collection includes Cage Light, Wire Dining Chair and Link Easy Chair.

Material  
Stainless steel, cotton

Colour  
■ Indigo (Cage Light)  
■ Black  
□ White

## Cage Light


CLF02T Cage Light  
SFA01EU Floor Fitting

Dimensions  
H 60 cm / 23 in  
W 30 cm / 12 in

Electrics  
EU / UK – 60 W (max) E27 GLS white globe bulb incl.  
US – 60 W (max 100 W) A19 clear bulb incl.

Black fabric cable (300 cm / 118 in) with rocker switch

Not available in the US



## Wire Dining Chair

WID01 Wire Dining Chair – Stainless Steel  
WID02 Wire Dining Chair – White  
WIU02 Wire Cushion – Black Fabric

Dimensions  
H 75 cm / 29.5 in  
W 52 cm / 20.5 in  
D 56 cm / 22 in

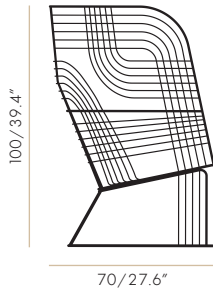


## Link Easy Chair

WIE01 Link Easy Chair  
WIC10L1 Link Easy Leather Cushion – Black

Dimensions  
H 100 cm / 39.4 in  
W 115 cm / 45.2 in  
D 70 cm / 27.6 in

Galvanised for outdoor use





# Rubber Band



A stacking café-style chair made with galvanised mild steel and durable grey EPDM rubber bands. Suitable for indoor or outdoor use.

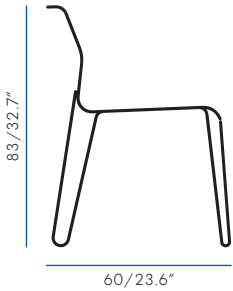
**Material**  
Galvanised steel, EPDM rubber

**Colour**  
■ Grey  
■ Steel

## Rubber Band Chair

RBC02 Rubber Band Chair  
RUB0002 Spare Rubber Bands (45 units)

**Dimensions**  
H 83 cm / 32.7 in  
W 60 cm / 23.6 in  
D 60 cm / 23.6 in



# Bulb Changes (EU/UK only, Sept. 2009)

	New Bulb	Old Bulb	Product Code
	42 W E27 halogen low-energy clear bulb	60 W E27 GLS white globe bulb	BLA02EU, BSF02EU, FSA01EU, LCA01EU, MBA01EU, MBA06EU, PPLO2EU, PUA01EU, SFA03EU, SPA01EU
	25 W E14 GLS clear bulb	25 W E14 GLS white globe bulb	BSA03EU, BST02EU, LNA01EU, MBA03EU, MBA05EU, PUT02EU, PUA03EU
	42 W E27 R63 halogen low-energy bulb	100 W E27 reflector R80	LCA02EU
	33 W G9 halogen low-energy clear bulb	25 W G9 frosted halogen bulb	BLA01EU, GLA02EU, PPA01EU
	—	60 W E27 silver crown mirror bulb	GLA01EU, GLA03EU, LFA03EU
	—	35 W GU10 halogen bulb	PPT01EU, PPT02EU

- Due to EU legislation new rules for bulbs are in effect from September 2009.
- The rules are for bulb manufacturers not suppliers.
- Halogen energy saving bulbs will be the replacement.
- All lights have a max watt label. These have been tested with an incandescent bulb. The replacement bulbs have been selected to have an equal output and with the advice of the lighting test house.
- For further information on Osram bulbs, please visit the Osram website. ([www.osram.com](http://www.osram.com))





**Projects**





Mirror Ball – 50 cm, 40 cm, 25 cm → p. 61 / Slab Chair → p. 79

Circus, Covent Garden, London, UK  
 Interior Design: Design Research Studio  
 Photograph: Mark Whitfield





Cone Light – Large → p. 90

Navy Restaurant, Amsterdam, The Netherlands  
 Architect: Concrete Architectural Associates  
 Photograph: Ewout Huibers



Cone Light – Large → p. 90

Joseph Store, London, UK  
 Interior Design: Design Research Studio  
 Photograph: Helene Bangsbo Andersen





Copper Shade → p. 65

Astral Restaurant, Private Dining,  
Star City Casino, Sydney, Australia  
Interior Design: Bates Smart  
Dealer: De De Ce  
Photograph: Tyrone Branigan





[Pipe Light](#) → p. 94

Tazmania Ballroom, Hong Kong,  
Interior Design: Design Research Studio  
Photograph: Olaf Mueller



[Link Table – Large](#) → p. 72 / [Base Table Light](#) → p. 87

Hilton South Wharf, Melbourne, Australia  
Architect: Joint Venture Architects Woods,  
Bagot&NH Architecture  
Dealer: De De Ce  
Photograph: Trevor Mein





[Felt Shade](#) → p. 89

Crème de la Crème Perfumery, Vilnius, Lithuania  
 Architect: Plazma Architects  
 Interior Design: Evelina Talandzeviciene  
 Dealer: Simetria  
 Photograph: Marius Seibak



[Lean Table Light](#) → p. 69 / [Slab Chair](#) → p. 79 / [Beat Light – Stout](#) → p. 84

CASA 3, Turin, Italy  
 Architect: Uda Architects/Adelaide Testa  
 Dealer: Tom Design  
 Photograph: Max Zambelli





Beat Light – Fat → p. 85

Bar 1105, Copenhagen, Denmark  
Interior Design: Roomstore  
Photograph: Brian Buchard





Beat Light – Fat, Tall, Wide → p. 85

Merus Winery, Napa Valley, USA  
 Interior Design/ Architect: UXUS  
 Dealer: Limn  
 Photograph: Dim Balsem



Beat Light – Tall, Wide → p. 85 / Slab Bar Stool → p. 78 / Mirror Ball – 50 cm, 40 cm, 25 cm → p. 61 /  
 Pressed Glass Light – Bowl, Lens, Tube → p. 57

Zoo Bar, Copenhagen, Denmark  
 Interior Design: Roomstore  
 Photograph: Brian Buchard





[Block Dining Table](#) → p. 68 / [Slab Chair](#) → p. 79

Zoo Bar, Copenhagen, Denmark  
 Interior Design: Roomstore  
 Photograph: Brian Buchard





Fluoro Light → p. 63 / Slab Chair → p. 79 / Slab Bench → p. 79 / Slab Dining Table → p. 81 /  
Screw Table – Large → p. 73 / Pressed Glass Light – Bowl → p. 57

The Dock Kitchen,  
Portobello Dock, London, UK  
Interior Design: Design Research Studio  
Photograph: Nina Morris



Pressed Glass Light – Tube → p. 57

Wahaca Restaurant, Canary Wharf, London  
Dealer: Twenty Twenty One  
Photograph: Rhys Denbigh





Slab Coffee Table → p. 80 / Wingback Chair → p. 98

Shoreditch House, London, UK  
 Interior Design: Design Research Studio  
 Photograph: Helene Bangsbo Andersen



# Index

Angle Floor Light → p. 93  
Angle Table Light → p. 92  
Angle Wall Light → p. 92  
Base Floor Light → p. 87  
Base Table Light → p. 87, 121  
Base Wall Light → p. 86  
Beat Light–Fat → p. 44–45, 85, 124–126  
Beat Light–Stout → p. 45, 84, 123  
Beat Light–Tall → p. 44–45, 85  
Beat Light–Wide → p. 44–45, 85  
Beat Vessel–Drop → p. 88  
Beat Vessel–Tall → p. 88  
Beat Vessel–Top → p. 88  
Bean Sofa → p. 102  
Block Coffee Table → p. 68  
Block Dining Table → p. 68, 128–129  
Bronze Copper Shade → p. 64  
Bronze Copper Shade Floor → p. 64  
Cage Light → p. 108  
Club → p. 100  
Cone Light–Large → p. 90, 116–117  
Cone Light–Small → p. 91  
Cone Lights on Light Tripod Stand → p. 91  
Copper Shade → p. 31–33, 65, 118–119  
Copper Shade Floor → p. 30, 65  
Crown → p. 34, 70  
Enamel Vessels → p. 39, 75  
Fat Spot → p. 67  
Felt Shade → p. 89, 122  
Fluoro Light → p. 63, 130  
Fluoro Light Floor → p. 63  
Fresh Fat Bowl → p. 107  
Fresh Fat Chair → p. 107  
Justice Chair → p. 103  
Jack → p. 15–17, 106  
Lean Table Light → p. 36, 69, 123  
Link Easy Chair → p. 109  
Link Table–Large → p. 72, 121  
Link Table–Small → p. 72  
Mini Ball 25 cm → p. 61, 114–115  
Mirror Ball 40 cm → p. 42–43, 61, 114–115  
Mirror Ball 50 cm → p. 42–43, 61, 114–115  
Mirror Ball Floor 40 cm → p. 60  
Mirror Ball Floor 50 cm → p. 60  
Mirror Ball Stand → p. 62  
Mirror Balls on Light Tripod Stand → p. 40–41, 62  
Offcut Bench → p. 21, 76  
Offcut Stool → p. 18–20, 76  
Peg Chair → p. 10–13, 77  
Pipe Light → p. 94, 120  
Pipe Table Light → p. 95  
Pipe Wall Light → p. 95  
Plump → p. 104–105  
Pressed Glass Light–Bead → p. 22–25, 58  
Pressed Glass Light–Bowl → p. 27, 57, 130  
Pressed Glass Light–Bowl Wall → p. 56  
Pressed Glass Light–Lens → p. 26–27, 57  
Pressed Glass Light–Top → p. 22–25, 58  
Pressed Glass Light–Tube → p. 27, 57, 131  
Punch Light → p. 96  
Punch Table Light → p. 97  
Punch Wall Light → p. 96  
Rock → p. 28–29, 83  
Rubber Band Chair → p. 110  
Screw Table–Large → p. 35, 73, 130  
Screw Table–Small → p. 35, 73

Slab Bar Stool → p. 46, 78, 127  
Slab Bench → p. 46–47, 79  
Slab Chair → p. 47, 79, 114, 123, 128–129, 130  
Slab Coffee Table → p. 80, 132  
Slab Round Table → p. 82  
Slab Dining Table → p. 46–47, 81  
Spin Floor → p. 71  
Spin Table → p. 71  
Spot Table–Round → p. 38, 74  
Spot Table–Square → p. 38, 74  
Wire Dining Chair → p. 109  
Wingback → p. 98–99, 132–133  
Void → p. 6–9, 59

# Distribution

Sales Enquiries  
sales@tomdixon.net  
T: +44 (0)20 7400 0500  
F: +44 (0)20 7900 6339

USA  
united\_states@tomdixon.net  
T: +1 201 984 5599  
F: +1 718 228 8378

Press  
press@tomdixon.net

info@tomdixon.net  
www.tomdixon.net



# Credits

Photography (Industry)

Tom Mannion (cover, p. 7 – 48) [www.tommannion.com](http://www.tommannion.com)

Photography (Projects)

Helene Bangsbo Andersen (p. 117, 134 – 135)

Dim Balsem (p. 126) [www.dimbalsem.com](http://www.dimbalsem.com)

Tyrone Branigan (p. 118 – 119) [www.tyronebranigan.com](http://www.tyronebranigan.com)

Brian Buchard (p. 124 – 125, 127 – 129)

Rhys Denbigh (p. 131)

Ewout Huibers (p. 116) [www.ewout.tv](http://www.ewout.tv)

Trevor Mein (p. 121)

Nina Morris (p. 130)

Olaf Mueller (p. 120)

Marius Seibak (p. 122)

Mark Whitfield (p. 114 – 115) [www.markwhitfieldphotography.com](http://www.markwhitfieldphotography.com)

Max Zambelli (p. 123)

Styling

Faye Toogood

Design

Mind Design, London

With special thanks to Formica® for sponsorship of the materials for the brand photography.

Copyright ©2010 Design Research Ltd  
All the designs shown in this catalogue are protected under law. Design Research Ltd has the property rights to manufacture and sell these products and holds the exclusive manufacturing and distribution rights worldwide. Copying will be prosecuted.

Please note that all colour swatches featured here are for reference only and may differ in actuality.

From time to time product specifications may change. Please confirm details with our Customer Service department at the time of ordering.



