

Montana Compact Fluorescent Pendant

700T_MNTP_-CF

2.1


2 thousand
degrees™

PENDANTS

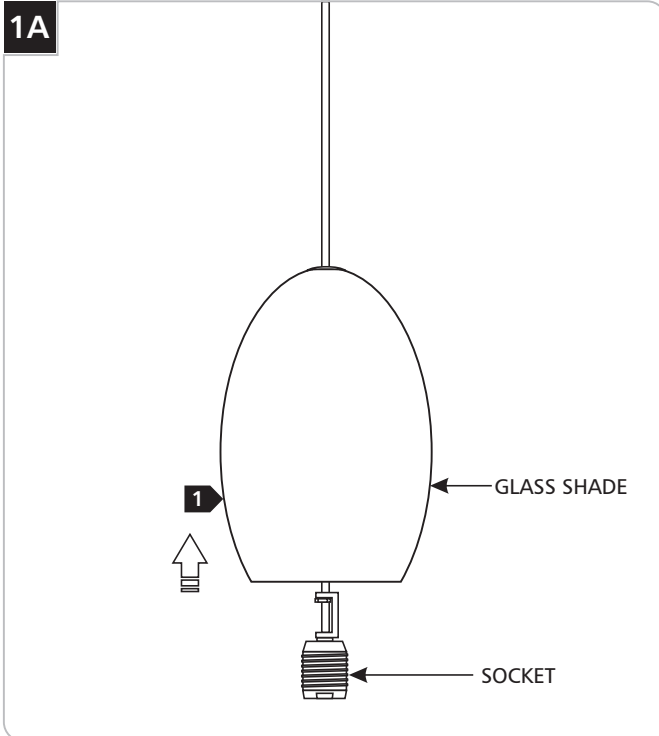
GENERAL PRODUCT INFORMATION:



This product is suitable for damp locations.

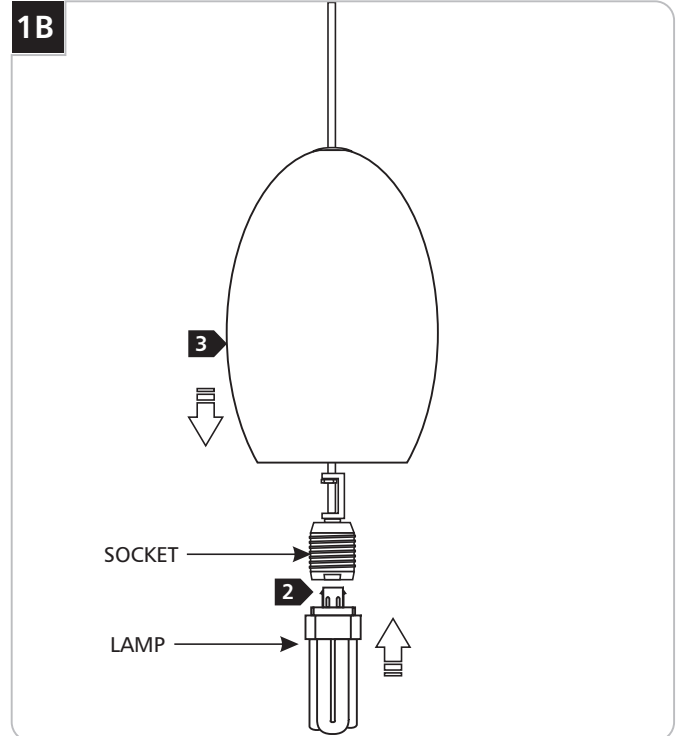



Installing the Lamp



CAUTION: To reduce the risk of a burn or electric shock during relamping, disconnect the power to the fixture.

1 Lift the glass shade up to expose the socket.



Use **MAX 32 Watt GX24Q-3 Base Triple Tube Compact Fluorescent Lamp.** 

2 Push the lamp pins firmly all the way into the socket holes.

3 Lower the glass shade back on top of the socket assembly.

SAVE THESE INSTRUCTIONS!



7400 Linder Ave, Skokie, IL 60077
847.410.4400

www.2thousanddegrees.com

© 2008 Tech Lighting, L.L.C. All rights reserved. The "2thousand degrees" graphic is a registered trademark of 2thousand degrees. 2thousand degrees reserves the right to change specifications for product improvements without notification.

A Generation Brands Company