

Montana Pendant

700T_MNTP_ 1.7

2 thousand
degrees™

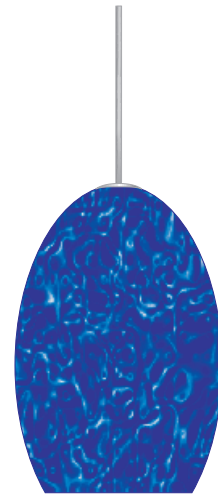
PENDANTS

GENERAL PRODUCT INFORMATION:

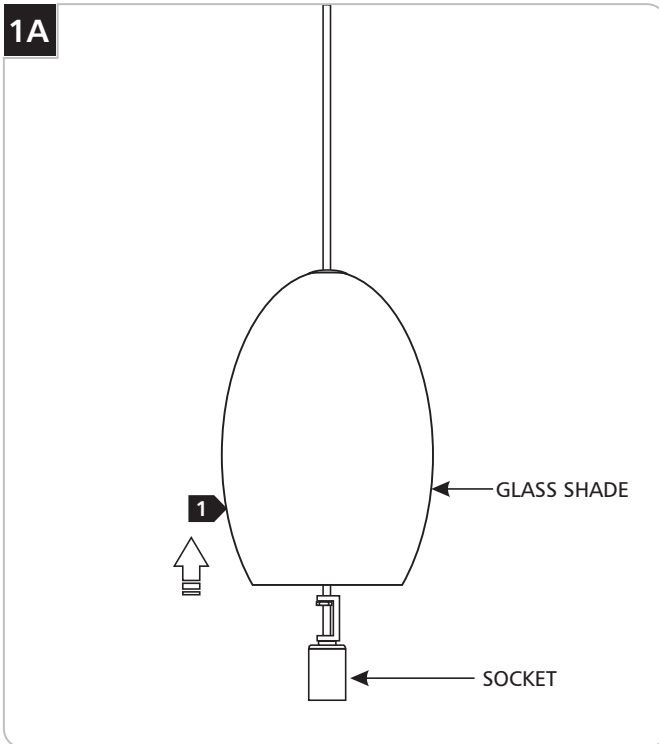


This product is suitable for damp locations.

This product can be dimmed with a standard incandescent dimmer.

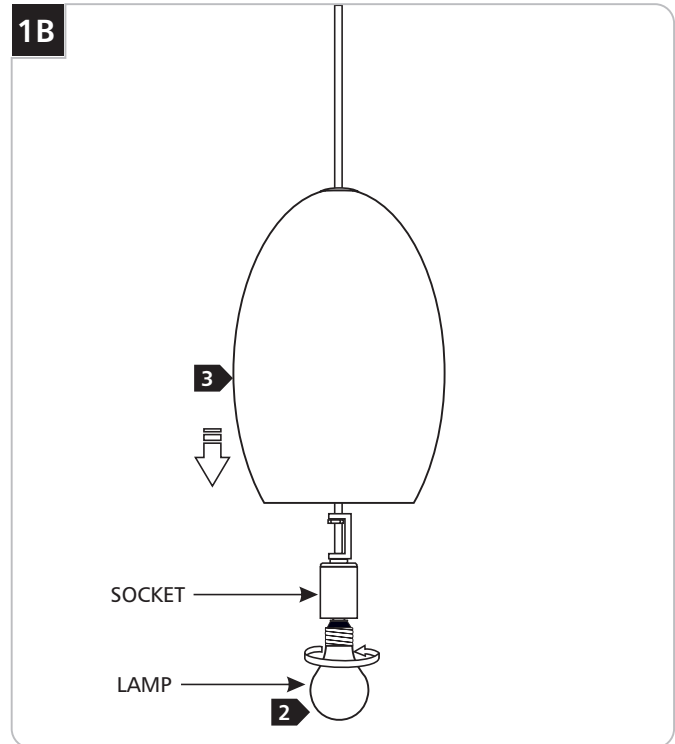



Installing the Lamp



CAUTION: To reduce the risk of a burn or electric shock during relamping, disconnect the power to the fixture.

1 Lift the glass shade up to expose the socket.



Use **MAX** 120 Volt, **100** Watt A19 (medium) base lamp. 

A 120 Volt, **75** Watt A19 (medium) base lamp (recommended) is provided with the fixture.

2 Screw the new lamp into the socket.

3 Lower the glass shade back on top of the socket assembly.

SAVE THESE INSTRUCTIONS!



7400 Linder Ave, Skokie, IL 60077
847.410.4400

www.2thousanddegrees.com

© 2008 Tech Lighting, L.L.C. All rights reserved. The "2thousand degrees" graphic is a registered trademark of 2thousand degrees. 2thousand degrees reserves the right to change specifications for product improvements without notification.

A Generation Brands Company