

# MonoRail FreeJack Connector

700MOCHED\_

1.6



## GENERAL PRODUCT INFORMATION:

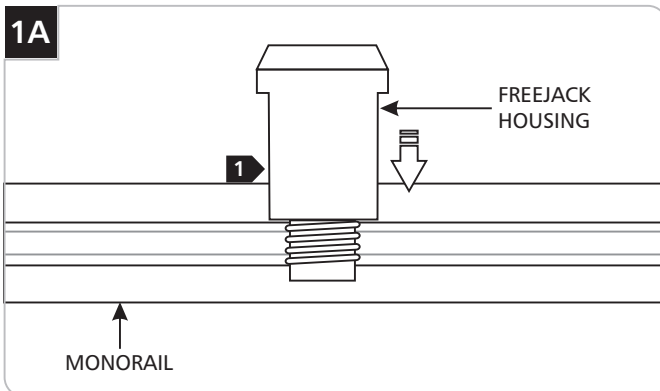


This product is suitable for indoor dry locations only.

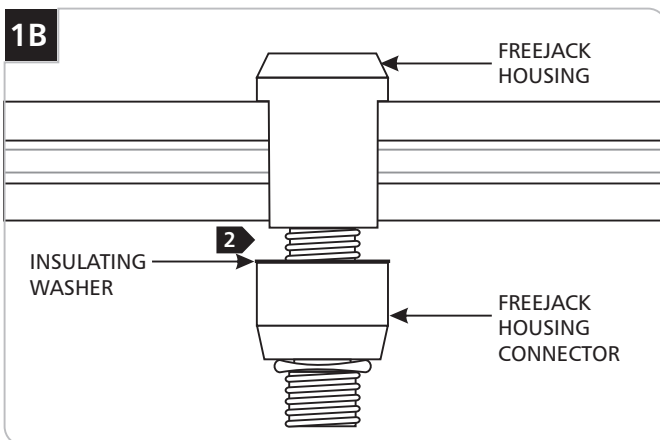
This product should be used with Tech Lighting MonoRail system only.



## Install the FreeJack Connector onto the MonoRail

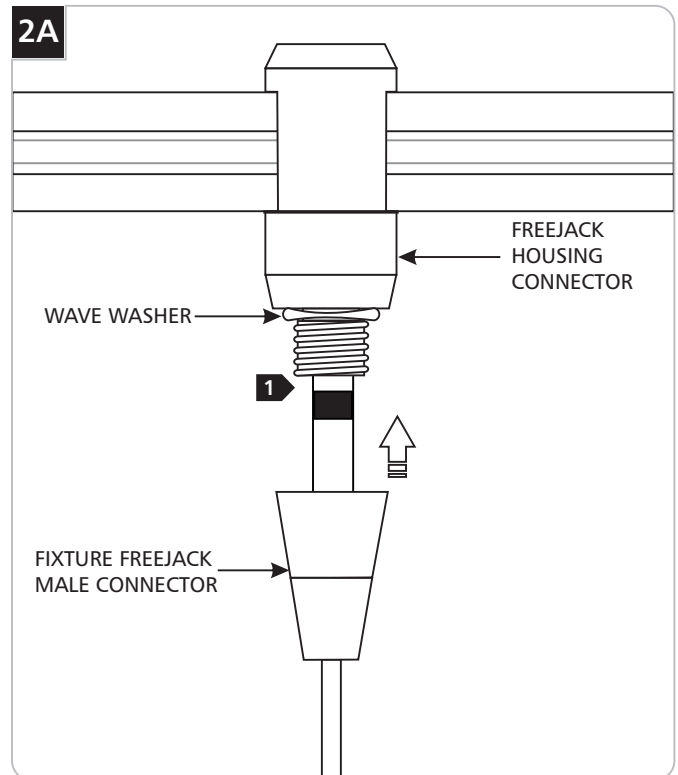


**1** From top of the MonoRail place the FreeJack housing onto the MonoRail.



**2** From bottom of the MonoRail tighten the FreeJack housing connector to the FreeJack housing.

## Connect the FreeJack Fixture to the MonoRail FreeJack Connector



**1** Push and screw the fixture FreeJack male connector all the way into the FreeJack housing connector.

**SAVE THESE INSTRUCTIONS!**



**TECH LIGHTING®**

7400 Linder Ave, Skokie, IL 60077

847.410.4400

[www.techlighting.com](http://www.techlighting.com)

© 2008 Tech Lighting, L.L.C. All rights reserved. The "Tech Lighting" graphic is a registered trademark of Tech Lighting, L.L.C. Tech Lighting reserves the right to change specifications for product improvements without notification.

A Generation Brands Company