

SoHo Dimensions and Operating Instructions

Seat

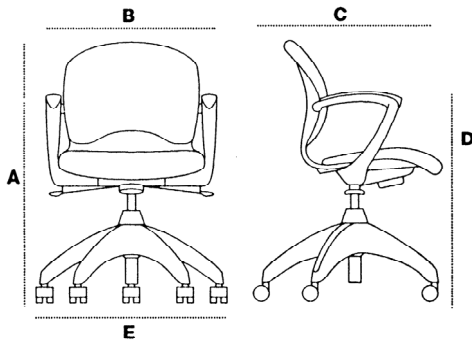
	Seat Height	Seat Depth	Seat Width	Seat Pan Angle	Seat Back/ Seat Pan Angle
ANSI HFS 100-1988, Compliance Code Standards:					
	16" - 20 ¹ / ₂ "	15" - 17"	18 ¹ / ₈ " min.	0° - 10°	90° - 105°
Task	16" - 20 ¹ / ₂ "	17" - 18 ¹ / ₂ "	19"	7°	95° - 105°
Side	18 ³ / ₄ "	18"	20"	7°	95° - 105°

Back

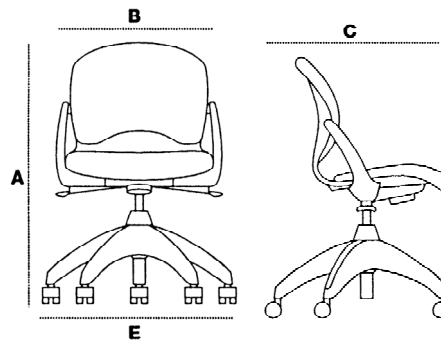
	Backrest	Lumbar Support Height	Lumbar Support Width	Lumbar Support Center	Seat Back Width
ANSI HFS 100-1988, Compliance Code Standards:					
	yes	6" - 9"	12" min.	6" - 10"	12" min.
Task	yes	7"	17"	8"	19"
Side	yes	7"	17"	8"	19"

Armrests

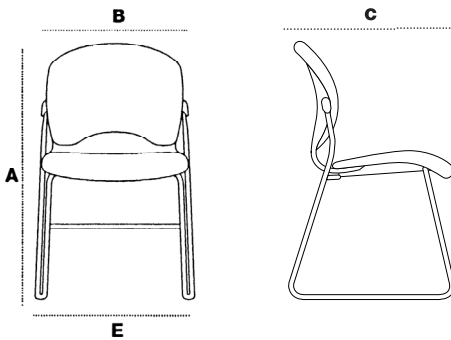
Width Between Armrests
18 ¹ / ₈ " min.
19 ¹ / ₄ "
n/a



Arm Chair



Armless Chair



Side Chair

	Task Arm	Task Armless	Side
A overall height	30 ¹ / ₄ " - 35 ¹ / ₄ "	30" - 35"	32 ¹ / ₂ "
B overall width	24"	22"	22"
C overall depth	22"	22"	23"
D arm height	24" - 28 ¹ / ₂ "	n/a	n/a
E base diameter/depth	25 ¹ / ₂ "	25 ¹ / ₂ "	21 ¹ / ₄ "
weight	23 lbs.		