



Buy it for looks. Buy it for life.®

Specifications

SINK DESCRIPTION

- Manufactured of 20 gauge, type 301 nickel-bearing stainless steel
- Single bowl is 12" x 10" x 5-1/2"
- The sink ledge has two fixture mounting holes, 1-11/32" in diameter located 4" on center
- Has one 2" diameter sealtite recessed drain opening with drop in basket
- Soundshield undercoating maximizes sound deadening and inhibits condensation
- Includes 4901 bar faucet, 2.2 gpm (8.3L/min)
- The exposed surfaces are polished to a lustrous satin tone finish
- Includes all necessary mounting hardware

CUT OUT DIMENSIONS

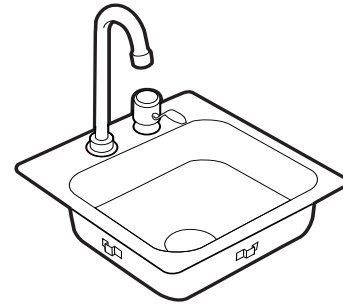
- Cut out dimensions are 14-3/8" x 14-3/8", with a 3/8" corner radius. A tolerance of plus or minus 1/16" is acceptable

STANDARDS

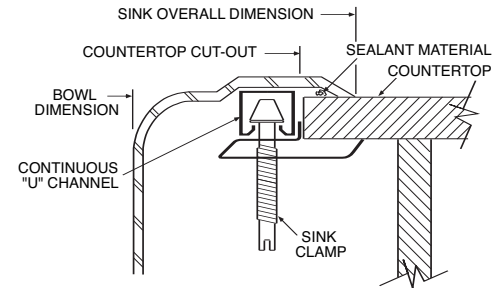
- Third party certified by IAPMO to meet ASME A112.19.3 and all applicable specifications referenced therein. Also meets applicable requirements of ANSI A117.1

WARRANTY

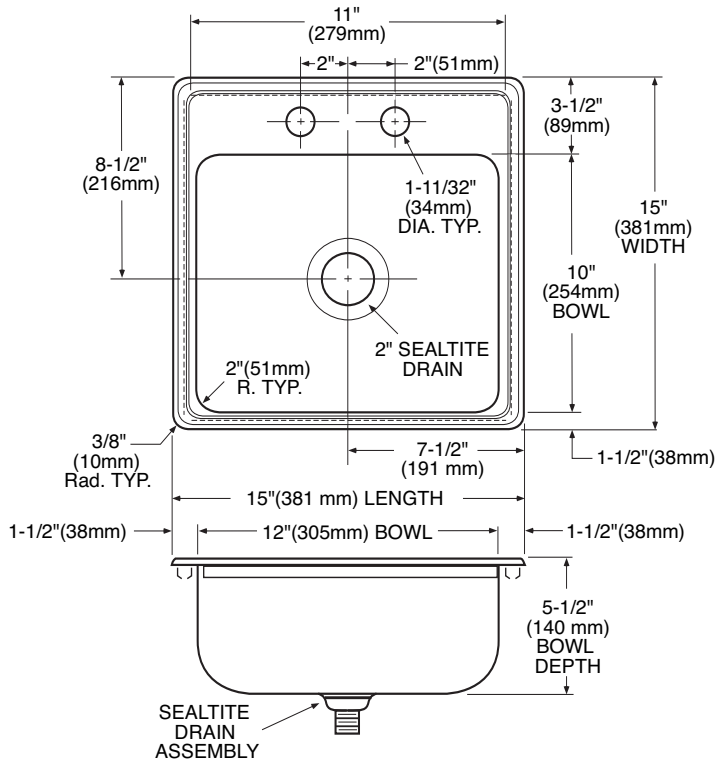
- Warranted for ten years against material or manufacturing defects



Camelot®
Single Bowl Bar Sink with Faucet
Model: 22240
(K-1515-2-WF)



Installation Detail



CRITICAL DIMENSIONS

(DO NOT SCALE)

FOR MORE INFORMATION CALL: 1-800-BUY-MOEN

www.moen.com