

DESCRIPTION

- Metal construction with finishes identified by suffix
- Includes 7" rainfall showerhead, arm and flange
- For use with S932 1/2" CC valve

OPERATION

- Handle operates counterclockwise through a 270° arc with off at 6 o'clock and maximum hot at the 9 o'clock position. Shut off in clockwise direction
- Adjustable temperature limit stop to control maximum hot water temperature
- Pressure balancing mechanism maintains selected discharge temperature to ± 3.6°F (± 2°C)


FLOW

- Showerhead is limited to 2.5 gpm max. (9.5 L/min)

CARTRIDGE

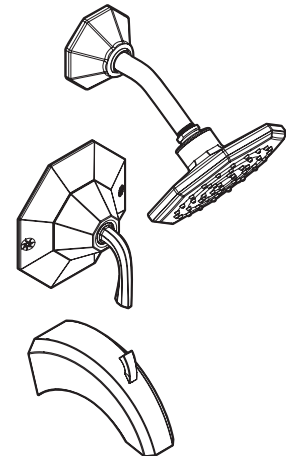
- 1222 cartridge design
- Nonmetallic/nonferrous and stainless steel materials
- Accommodates back to back installations

STANDARDS

- Third party certified to CSA B125, ASME A112.18.1M, ANSI A117.1, ASSE 1016, and all applicable requirements referenced therein
- ADA  for lever handle

WARRANTY

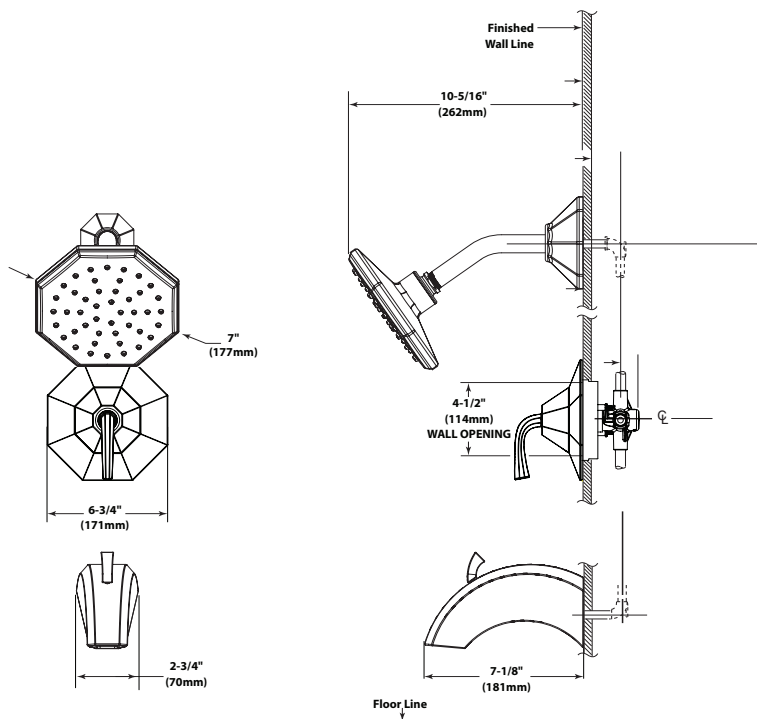
- Lifetime limited warranty against leaks, drips and finish defects to the original consumer purchaser
- 5 year warranty if used in commercial installations



**FELICITY™ POSI-TEMP®
Single-Handle Tub/Shower (Trim Only)**

Models: TS340 series-valve trim only
TS342 series-shower trim only
TS344 series-tub/shower trim

Valve: S932



CRITICAL DIMENSIONS
(DO NOT SCALE)