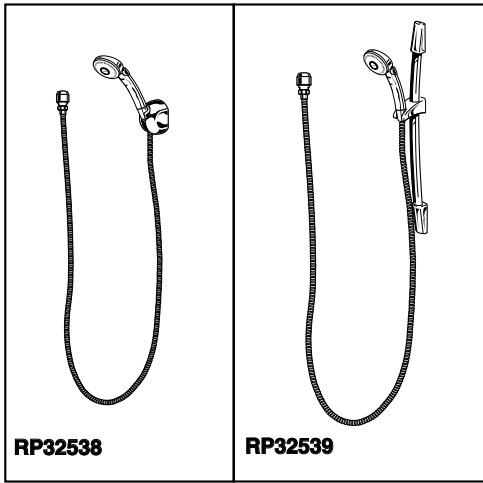




PERSONAL HAND HELD SHOWER

- Personal Hand Held Shower with Push Button Water-Saver Control - Not a Positive Shut - Off
- One Spray Pattern plus Water Saver
- 69" (1753 mm) Metal Hose
- Atmospheric Vacuum Breaker
- 24" (610 mm) Wall Bar with Adjustable Slide (Model RP32539 only)
Not To Be Used as a Grab Bar.
Not ADA Compliant.
- Wall Mount Hand Held Shower Bracket (Model RP32538 only)



Submitted Model No.: _____

Specific Features: _____



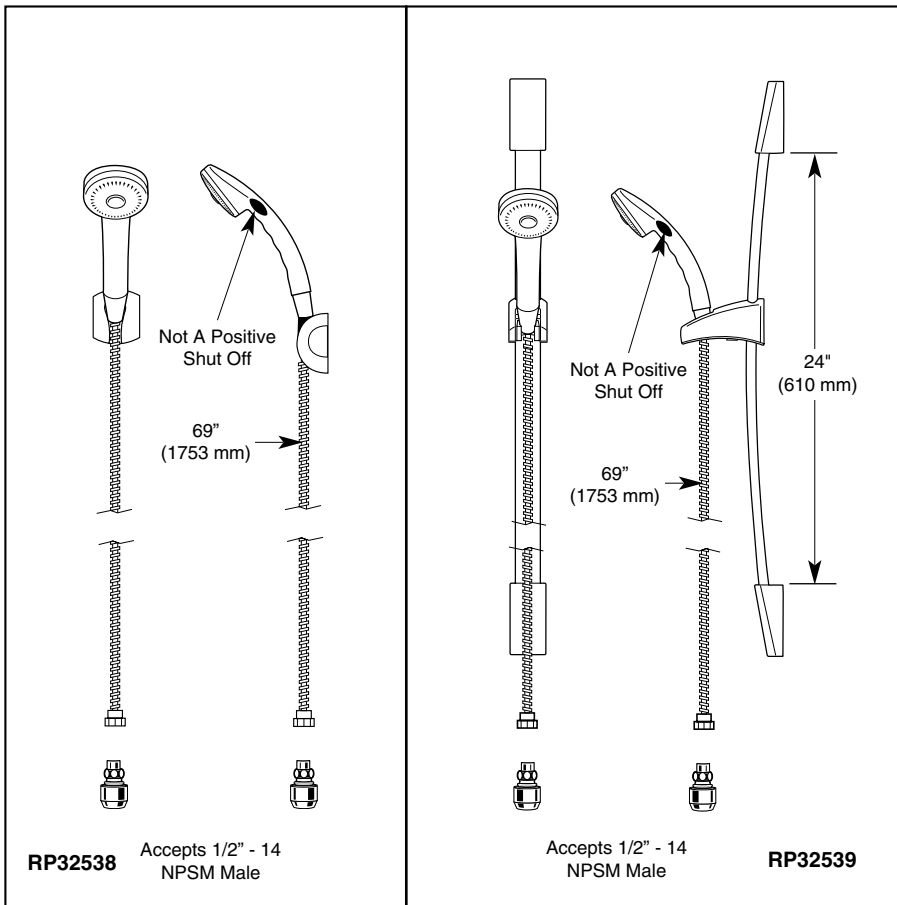
CSA B125

COMPLIES WITH:

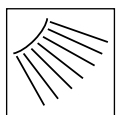
- ASME A1 12.18.1
- ASSE 1014

STANDARD SPECIFICATIONS:

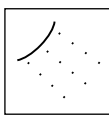
- Chrome plated ABS hand held shower with one spray pattern plus water saver, push button water-saver control - not a positive shut-off.
- 69" (1753 mm) flexible chrome plated metal hose.
- Chrome plated atmospheric vacuum breaker, 1/2" IPS female inlet, 1/2"-14 NPSM male threaded outlet for exposed applications only.
- 24" (610 mm) chrome plated wall bar with adjustable slide (allows for adjustable shower height) - RP32539 only. Not to be used as a Grab Bar. Not ADA compliant.
- Chrome plated wall mount bracket - RP32538 only.
- 2.5 gpm @ 80 psi (9.5 L/min @ 552 kPa)



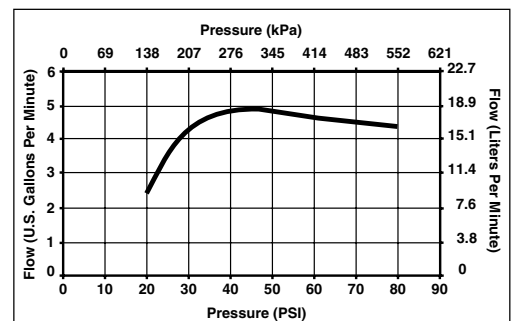
Spray Patterns



Full Spray



Water Saver



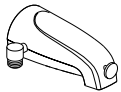
Standard Features	RP32538	RP32539
Chrome Plated ABS Hand Held Shower with One Spray Pattern plus Push Button Water-Saver Control - Not a Positive Shut-Off.	◆	◆
69" (1753 mm) Flexible Chrome Plated Metal Hose.	◆	◆
Chrome Plated Atmospheric Vacuum Breaker, 1/2" IPS Female Inlet, 1/2"-14 NPSM Male Threaded Outlet for Exposed Applications Only.	◆	◆
24" (610 mm) Chrome Plated Wall Bar with Adjustable Slide (allows for adjustable shower height). Not To Be Used as a Grab Bar. Not ADA Compliant.		◆
Chrome Plated Wall Mount Hand Held Shower Bracket	◆	
Chrome Finish	◆	◆

Available Options for Field Conversion:

Note: Wall Bar Not To Be Used As Grab Bar.



- Chrome Plated 90° Wall supply elbow & flange, 1/2" IPS Female Inlet and 1/2" - 14 NPSM Male Threaded Outlet. Order RP32549.



- Chrome Plated Pull-Up Diverter Spout (for hand shower only or tub and hand shower only applications), for 1/2" or 3/4" IPS. Order RP3914.



- Chrome Plated Brass Shower Arm Diverter. Order RP32550.



- 30" (762mm) Chrome Plated Wall Bar with Adjustable Slide (allows for adjustable shower height). CAUTION: Not to be used as a Grab Bar. Not ADA compliant. Order RP33097.



- Atmospheric Chrome Plated Vacuum Breaker, 1/2" IPS Female Inlet and 1/2"-14 NPSM Male Threaded Outlet for Exposed Applications Only. Order RP12503.



- Chrome Plated Hand Held Shower Wall Mount Bracket. Order RP33094.



Indianapolis, Indiana 46280
A Division of Masco Corporation of Indiana
© 2003 Masco Corporation of Indiana