

Commercial Series Markerboard

Specification Guide

January 2006

SPEC GUIDE AMENDMENTS

Effective July 17, 2006

+ 3% on all list prices, options, and
surface materials within the PolyVision
Commercial Series spec guide



1.2 Canadian pricing factor



Refer to the Electronic Catalog (ECAT)
for current pricing information



PolyVision Commercial and Education Series
marker and tack boards are GREENGUARD
Indoor Air Quality Certified®



POLYVISION®
A Steelcase Company

Since 1954, PolyVision has focused on creating products and services that inspire users to be more productive, effective, and creative when collaborating and communicating visually. Whether it is developing the world's number one selling *P³ ceramicsteel*® surface, or creating the industry's first multimedia whiteboard system, PolyVision has an unparalleled track record of new breakthroughs in the visual communication market.

Fast Facts

- Founded in 1954
- Headquartered in Suwanee, GA, United States
- Employs more than 1,150 employees globally
- \$175 Million in Annualized Revenues
- All products sold in the USA are made in the USA
- Locations in Corona, CA; Livermore, CA; Okmulgee, OK; Dixonville, PA; Long Island, NY; China Grove, NC; Beaverton, OR; Chicago, IL; Genk, Belgium; Odense, Denmark and Onnaing, France

Executive Management Team

- Michael H. Dunn, President and Chief Executive Officer
- Sonny Tara, Chief Financial Officer
- Ian Hutchinson, Executive Vice President
- Mike Williams, Executive Vice President
- Sean Corcorran, Executive Vice President

A Steelcase Company

Acquired by Steelcase Inc. (NYSE: SCS) in November 2001, PolyVision is now a member of the Steelcase Design Partnership (SDP). SDP is a collection of independent companies unified in their commitment to workplace effectiveness through design innovation.

Table of Contents

4-5	PolyVision Locations
6-7	Commercial Series Research & Features
8-9	Terms and Conditions
10	Warranties
11	How to Specify Commercial Series
12-13	Commercial Series Overview
14-15	Senti™
16-17	Edge™
18-19	Access™
20-21	Freeflow™
22-23	Mistic™ Metal
24-25	Mistic
26-27	Mistic Wood
28-29	Denska™
30-31	Session™
32-33	Freeflow Series Components Freeflow Sliding Markerboard Freeflow Sliding Tackboard Freeflow Sliding Flipchart Freeflow Sliding Projection Screen Freeflow Bookshelf
34	CopyCam® and Commercial Series Packages
35	Echo™ Projection Screen
36	Pin-Mag™
37-40	Huddleboard™
41	Important information about the Commercial Series
42	Finishes and COM Information
43	Surface Materials
44-45	Surface Material Application Matrix
46	Custom Finish Request
47	COM Testing Request
48-63	Quick Start Installation Guides
64	Screenprinting Options
Inside Back Cover	Finishes

PolyVision locations



PolyVision Corporate Headquarters

3970 Johns Creek Court, Suite 325

Suwanee, GA 30024

Customer Service: 1.800.620.POLY (7659)

Fax: 1.877.872.1344 (to place orders)

E-mail: info@polyvision.com



The image features a stylized outline map of Europe and Africa. Three large, shaded, spherical markers are placed on the map: one in the United Kingdom, one in Belgium, and one in the southern part of Europe. A small, dark circular marker is also visible in the lower right area of the map, corresponding to the 'Other PolyVision locations' list.

United Kingdom

183 Eversholt Street

London NW1 1BU England

Customer Service: +44 (0)7780 651428

Europe & Export

Zuiderring 56

3600 Genk, Belgium

Customer Service: +32 (0)89 32 31 30

Fax: +32 (0)89 32 31 31

e-mail: business.center@polyvision.be

Other PolyVision locations in:

Corona, CA

Livermore, CA

Okmulgee, OK

Dixonville, PA (Commercial Series Division)

China Grove, NC

Beaverton, OR

Chicago, IL

Odense, Denmark

Onnaing, France

As the supplier of the majority of the world's writing surfaces, PolyVision has dedicated its product development and research efforts for the past 50 years creating the highest quality markerboards and visual communication products available within the marketplace. We've learned some things along the way that will help you design, specify, and provide the perfect writing surface for your clients.

Our product development efforts are driven by three simple design principles:

- **Walk-Up-and-Use.** Forty-four percent of meetings are spontaneous exchanges that are unplanned, but generally result in useful information. We've created a universal interface that simplifies the use of visual communication products for everyone; no pre-planning or set-up required; just walk-up-and-use.
- **Support Existing Work Practices and Tools.** We are breaking the mold with solutions that fit how you work, combined with the ability to use and leverage the tools you know and use every day.
- **First Use Must Inspire Future Use...or FUMIFU™.** Rule #1 is to inspire users through their first experience with a PolyVision product, no exceptions.

The *P³ ceramicsteel*® Difference

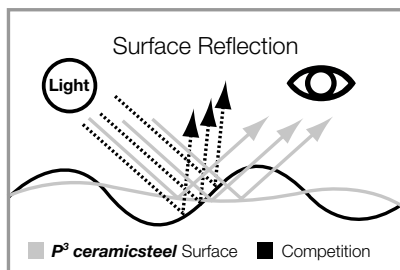
P³ ceramicsteel surface by PolyVision is the most significant advancement in writing and erasing in more than 30 years. The surface is nonporous, erases easily without "ghosting," and cuts chalk dust consumption by nearly 50 percent. Manufactured by a continuous coil process, *P³ ceramicsteel* provides an ultra-smooth finish for use in markerboards, multimedia systems, chalkboards, writing walls, wall panels, and signage.

Technical Information

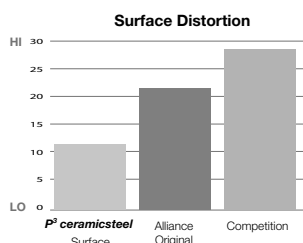
The ceramic finish consists of a specially formulated glass substance applied by machine. The ceramicsteel surface is fused to steel at a temperature of approximately 1450 degrees Fahrenheit for markerboards. It registers at a minimum of five (5) on the revised Mohs hardness scale.

The benefits of *P³ ceramicsteel* include:

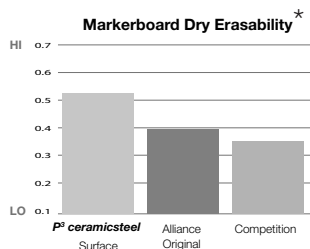
- Smoother writing
- Increased color contrast
- Reduced surface light distortion
- Enhanced visibility
- Optimum eye comfort
- Improved erasability
- Magnetic attraction
- Resistance to chemicals, scratches, bacteria, fire, and graffiti



The *P³ ceramicsteel* surface maximizes the performance of reflected light and reduces surface glare, resulting in improved visibility under a wide range of lighting conditions.



Surface distortion (Orange Peel) has been reduced by 44% in direct comparison with the original surface.



The ultra-smooth finish enables dry markers and chalk to glide easily across the *P³ ceramicsteel* surface(s) with minimal friction. The surface smoothness allows more dry erase ink to be removed, improving erasability and eliminating "ghost writing."

Materials

All ceramicsteel panels will be supplied with light-gauge steel. The ceramic finish is fused to the steel sheet at a temperature of approximately 1250°F for chalkboards and 1500°F for markerboards.

Finishes

The ceramic finish will consist of a specially formulated glass substance applied by machine. Base metal will be coiled enameling steel of an alloy suitable for the application of architectural porcelain employing a continuous coil process. Base metal will be properly pre-cleaned and treated to assure complete bond between the steel and the subsequent ceramic coatings. Both surfaces of steel based metal will receive a ground coat of ceramic frit to be fused to the metal in a firing operation used exclusively for ground coat application to prevent contamination. A color cover coat of ceramic frit will be applied to one surface of the ground coat and fused by a firing operation used exclusively for color application. All ceramic coatings will be machine applied with automated equipment for maximum finish uniformity. Firing temperature will be approximately 1500°F for markerboard. Panels will be specified in any standard color listed in this guide. The gloss of writing surfaces will not increase by more than three units when subjected to wearability tests specified in testing procedures for 30 hours (approximately 126,000 strokes).

Characteristic	<i>P³ ceramicsteel</i> Markerboard
Writeability	Can be written on with any dry-erase, semi-permanent, water-soluble, permanent marker, pen, or crayon without damaging the surface.
Visibility	Contrast/waviness for markerboards (light and dark effects) shall be no greater than 15 when tested with BYK - Gardner Wave Scan 5+ measurement device showing visual acuity (contrast sensitivity) to the human eye at distances greater than 3 meters (10' - 0"). Resolution (visual acuity) shall be based on 3 lines per degree and be visibly maintained beyond the current standard of 3 meters.
Erasability	Dry-erase marker ink can be wiped off easily with a dry cloth or standard eraser. Crayon, semi-permanent, and permanent marker pen inks can be removed with a solvent based cleaner.
Cleanability (Washability)	All residues that remain after normal erasing can be removed by following the care and cleaning instructions on the www.CleanMyBoard.com website.
Wearability	Vitrified glass-hard ceramic surface fused to light-gauge enameling grade steel at approximately 1500°F. High resistance to impact damage, abrasion, scratching, and color fading. The <i>P³ ceramicsteel</i> surface registers a 6.5 on the revised Mohs hardness scale.
Magnet Capability	The <i>P³ ceramicsteel</i> surfaces are ideal for all magnets and magnetic impregnated materials and will not be scratched or damaged from the contact.
Flame Resistant	The <i>P³ ceramicsteel</i> surface is 100% non-combustible.

*All markerboard erasability tests were conducted using High Gloss *P³ ceramicsteel* surfaces.

Prices

All prices are list unless otherwise stated, F.O.B. origin, freight pre-paid and allowed, except Alaska, Hawaii, and locations outside the continental United States. Shipments outside the continental United States, including Alaska and Hawaii, will be shipped, freight pre-paid and allowed, to any port in the continental United States.

PolyVision reserves the right to change prices and specifications without prior notice.

Prices herein are effective as of the date printed on the cover and supersede all other published price lists. Prices shown are for standard products only and additional charges will apply for changes or modifications to standard product.

Canadian Pricing:

Use multiplier of 1.25 to estimate Canadian pricing.

Terms

PolyVision's terms are 2 percent discount for payment within 10 days, NET 30 DAYS. PolyVision follows Steelcase credit and cash discount policies for dealers. All accounts over 30 days may be charged additional interest and collection fees.

Order Confirmation

Orders will be acknowledged promptly. The order acknowledgement supersedes all prior documents and may not be changed, except by PolyVision. Receipt of our acknowledgement indicates acceptance of your order subject to the conditions set forth in the acknowledgement. Please read the acknowledgement carefully and notify us immediately with any discrepancies.

Order Changes

All requests for changes must be submitted to PolyVision Customer Service in writing (email or fax). Changes are subject to PolyVision's ability to make those changes. Approved changes will be subject to revised production schedule and additional charges for material and labor.

Cancellations

Orders requiring special materials or construction are not subject to cancellation. Requests for cancellation of standard products must be submitted to PolyVision Customer Service in writing (email or fax). Accepted cancellation requests are subject to charges for administrative, labor and/or material costs.

Returns

All requests for returns must be submitted to PolyVision Customer Service in writing (email or fax). If PolyVision agrees to accept the return, a return authorization number will be issued with written shipping instructions. It is the purchaser's responsibility to ensure that materials being returned are adequately protected to avoid damage during transit. Upon receipt you may be charged a restocking fee of 25 percent on good merchandise, and additional fees may be assessed for restoration of damaged goods or other charges incurred.

No merchandise may be returned to PolyVision without specific written authorization. Orders requiring special materials or construction may not be returned.

Freight

All shipments are F.O.B. origin, freight pre-paid and allowed within the continental United States. Special shipping methods or handling will be subject to an additional charge. Shipments to Hawaii, Alaska and international destinations will be shipped F.O.B. origin, freight pre-paid and allowed to point of embarkation. All charges beyond point of embarkation are collect.

Shipping

All PolyVision Commercial Series products are cartoned. PolyVision reserves the right to select the carrier. Partial shipments may be delivered. Changes to the acknowledged approximate ship date are subject to approval by PolyVision. PolyVision is not liable for delays or delivery failure due to strikes, lockouts, labor, or transportation difficulties, failure or delay to supply sources, accidents, fire, acts of God, or any other cause of like or unlike nature beyond PolyVision's control. PolyVision may transfer merchandise to storage if it is not accepted when shipment is scheduled. Transfer and storage charges will be at the customer's expense. PolyVision's invoice is due and payable at the time of transfer.

Freight Claims

Merchandise shipped by PolyVision is thoroughly inspected and properly packed prior to leaving the factory. Responsibility for product and for safe delivery is assumed by the carrier at the time of shipment. It is the customer's responsibility to match the freight delivered with the bill of lading to ensure there are no defects, errors or shortages. Customer must examine packing material upon delivery and note any damage on the carrier bill of lading. If packing materials are damaged, inspect contents immediately. If concealed damage is found, contact the carrier within ten (10) days of delivery; save all packing materials until after inspection. All freight claims must be filed with the carrier; under no circumstances may claims for losses or damages be deducted from PolyVision invoices.

All claims against PolyVision for defects, errors or shortages must be made in writing within ten (10) days after delivery. Failure to make claims within ten (10) days constitutes acceptance of merchandise, and waives claims.

International Shipments

Shipments outside the continental United States, including Alaska and Hawaii, will be shipped, freight pre-paid and allowed, to any port in the continental United States.

International Services may be provided by Steelcase International. Please call Steelcase International Headquarters for more information, 1.616.246.9221. Steelcase reserves the right to select the mode of transportation, port of export, carrier and freight forwarder.

Quotations

Requests for quotations for custom finishes and/or sizes should be submitted in writing to PolyVision Customer Service (email or fax).

PolyVision Customer Service

Telephone: 1.800.620.POLY (1.800.620.7659)
Fax: 1.877.872.1344 (to place orders)
Email: support@polyvision.com



Warranties

PolyVision Forever Warranty

"PolyVision is the only company that warrants specific visual communication products and surfaces for as long as they are installed and in use, or forever, whichever occurs first. This warranty is unconditional under normal usage. If the surface fails, PolyVision agrees to repair or replace the ceramicsteel writing surface, no questions asked."

Ten Year Workmanship Warranty for Commercial Series

PolyVision Corporation/A Steelcase Company hereby warrants that the products manufactured and supplied have been furnished in accordance with the Customer's Purchase Order and authorized modifications thereto. PolyVision Corporation further warrants for ten years from the original acceptance the workmanship, under normal conditions of use shall perform in accordance with said documents and modifications.

The manufacturer's obligation under this limited warranty is limited and at its option, PolyVision Corporation may refund the purchase price thereof with due allowance made for the service rendered by such products. All products are sold and warranted only pursuant to our published terms and conditions for sale. Except as expressly provided in our published statement, we make no warranty, express or implied of any kind, including without limitations, warranties of merchantability or fitness. We are not responsible to the user for any consequential, incidental, or special damages resulting from product use or processing. This limited warranty is from the date of Substantial Completion of the project. Any modifications made to our products by other trades with or without our consent or prior knowledge in writing voids any obligation to warranty.

The following products and materials are not covered by this warranty:

- Natural variations in wood grain, color, texture or figure, or the presence of character marks
- The color fastness or the matching of colors, grains, textures or surface hardness of natural materials
- Changes in wood color due to exposure to light or aging
- Customer's Own Material (COM) or Steelcase or Designtex graded-in fabrics
- Consumable products

For complete warranty visit www.polyvision.com or call 1.800.620.POLY.

How to specify Commercial Series

To specify a markerboard or tackboard, the following elements are required:

- Frame Style
- Board Type - Marker or Tack
- Model Number
- Trim
- Surface

Model number logic:

Example: C-SE-M-054-T101-S100

- Session 60" x 48" markerboard
- Trim: T101 Red Oak Light
- Surface: S100 *P³ ceramicsteel*®

C	SE	M	054	T101	S100
Commercial Series	Frame Style (eg. Session)	M=marker or T=tack	Size Code	Trim: <ul style="list-style-type: none"> • Select from Trim options listed in Step 2 (below) 	Surface: <ul style="list-style-type: none"> • Select from Surface options listed in Step 3 (below)

Markerboard and Tackboard Specification Tools are listed in this guide by Frame Style:

To use the Markerboard or Tackboard Specification Tool:

- ❶ Select Model Number
- ❷ Select Trim, add upcharge if required
- ❸ Select Surface, add upcharge if required
- ❹ Select Options if required

Markerboard Specification Tool

❶ Step One: Select Size			❷ Step Two: Select Trim		❸ Step Three: Select Surface		❹ Step Four: Select Options			
Width x Height	Model Number	U. S. Base Price	Standard	Optional	Standard	Optional	Optional (if required)	Optional (if required)	Optional (if required)	Optional (if required)
24" x 18"	C-ED-M-0218	\$261	TD10	TD20	S100	Screen Print	PLMT	SWMT	MGMT	XSPL
36" x 24"	C-ED-M-032	\$305	Clear Anodized	Champagne Gold	High Gloss White	S101 Dots	Panel Mount	Wall Mount	Magnetic Mount	One Joint
48" x 36"	C-ED-M-043	\$394	No Cost	+ \$40	No Cost	S101 6"x12" Spreadsheet	+ \$61	+ \$61	+ \$13	+ \$255
48" x 48"	C-ED-M-044	\$429	No Cost	+ \$57	No Cost		+ \$61	+ \$61	+ \$13	+ \$255
60" x 48"	C-ED-M-054	\$487	No Cost	+ \$80	No Cost	+ \$141	+ \$61	+ \$61	+ \$13	+ \$255
72" x 48"	C-ED-M-064	\$534	No Cost	+ \$91	No Cost	+ \$186				
96" x 48"	C-ED-M-094	\$649	No Cost	+ \$101	No Cost	+ \$232				
120" x 48"	C-ED-M-104	\$772	No Cost	+ \$112	No Cost	+ \$280				
144" x 48"	C-ED-M-124	\$921	No Cost	+ \$135	No Cost	+ \$327				
192" x 48"	C-ED-M-164	\$1,011	No Cost	+ \$158	No Cost	+ \$463				
			No Cost	+ \$179	No Cost					
			No Cost	+ \$221	No Cost					

Commercial Series
Marker and Tack Boards



Senti™



Edge™



Access™



FreeFlow™
Base □

Frame Style

Metal

Size w x h

24" x 18"



36" x 24"



48" x 36"



48" x 48"



60" x 48"



72" x 48"



96" x 48"



120" x 48"



144" x 48"



192" x 48"



FreeFlow Components



FreeFlow™ Sliding
Markerboard



FreeFlow™ Sliding
Flipchart



FreeFlow™ Track
paper holder detail



FreeFlow™ Sliding
Tackboard



FreeFlow™ Sliding
Projection Screen



FreeFlow™ Sliding
Bookshelf 12" deep



Mistic™ Metal



Mistic™



Mistic™ Wood



Denska™



Session™

Metal & Wood

Wood



Complementary Products



Echo™ Projection Screen



Pin-Mag™ Magnetic Tackboard



Huddle Board



Markerboard only



Marker or Tackboard



Available as a single markerboard or in two sections. For ease of delivery specify with spline joint.



FreeFlow base marker board, with integral rail. Works with FreeFlow hang-on components



Mounting options available: panel mount, magnetic mount, or slatwall mount.

Senti™ Series



Standard includes:

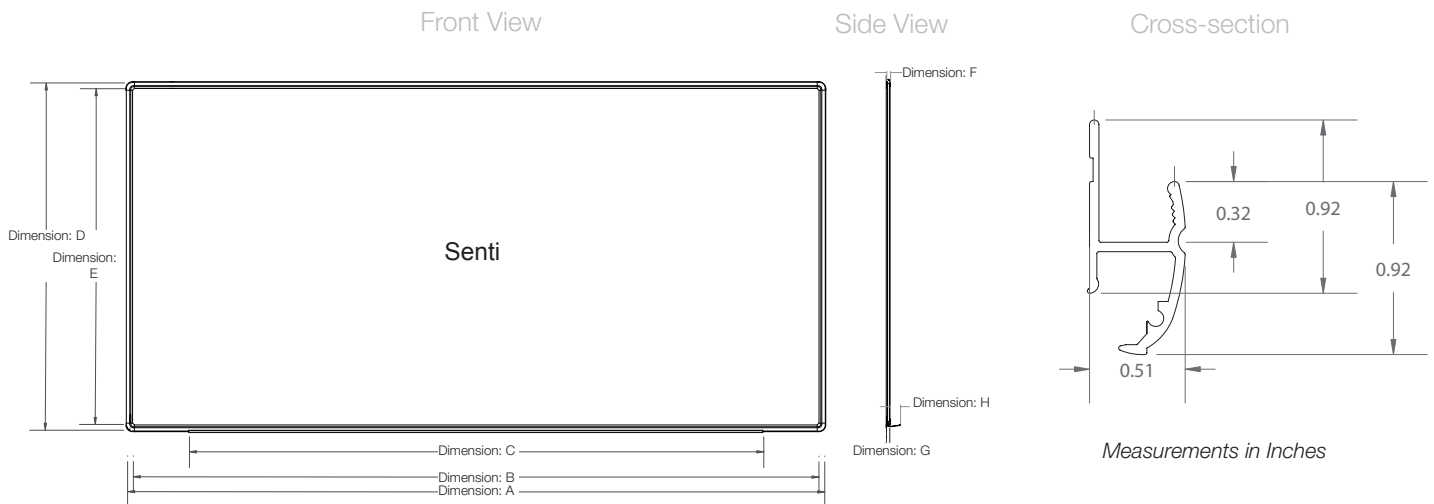
- *P³ ceramicsteel*® writing surface on markerboards
- Clear satin anodized aluminum frame
- Aluminum marker tray matches frame, markerboard only
- Four corner mounting system with integral covers

Options:

- Screen printed pattern on *P³ ceramicsteel* writing surface, not available on all sizes, specify silk screen pattern number. See page 64 for more information.

- Mounting options: Panel, Slatwall or Magnetic.
Note: for panel mount, must specify panel system.

IMPORTANT: panel mounted boards must be same width as panel.



	Size Code	0218	032	043	044	054	064	084	104	124	164
	Marker	M	M	M	M	M	M	M			
A	Overall Width	24 " 609mm	36 " 914mm	48 " 1219mm	48 " 1219mm	60 " 1524mm	72 " 1829mm	96 " 2348mm			
B	Surface Width	22.16 " 563mm	34.16 " 868mm	46.16 " 1172mm	46.16 " 1172mm	56.18 " 1427mm	70.16 " 1473mm	94.16 " 2391mm			
C	Marker Tray Width	21.69 " 551mm	33.69 " 856mm	45.69 " 1160mm	45.69 " 1160mm	57.69 " 1465mm	57.69 " 1465mm	93.69 " 2379mm			
D	Overall Height	18 " 457mm	24 " 610mm	36 " 914mm	48 " 1220mm	48 " 1220mm	48 " 1220mm	48 " 1220mm			
E	Surface Height	16.16 " 410mm	22.16 " 563mm	34.16 " 868mm	46.16 " 1172mm	46.16 " 1172mm	46.16 " 1172mm	46.16 " 1172mm			
F	Frame Depth	0.52 " 13mm	0.52 " 13mm	0.52 " 13mm	0.52 " 13mm	0.52 " 13mm	0.52 " 13mm	0.52 " 13mm			
G	Depth from Wall to Frame Face	0.55 " 14mm	0.55 " 14mm	0.55 " 14mm	0.55 " 14mm	0.55 " 14mm	0.55 " 14mm	0.55 " 14mm			
H	Marker Tray Depth	1.38 " 35mm	1.38 " 35mm	1.38 " 35mm	1.38 " 35mm	1.38 " 35mm	1.38 " 35mm	1.38 " 35mm			
	Weight LBS	20	30	35	50	65	75	80			
	Weight KGS	9	14	16	23	30	34	36			

Markerboard Specification Tool

①

②

③

④

Step One: Select Size		
Width x Height	Model Number	U. S. Base Price
24" x 18"	C-ST-M-0218	\$216
36" x 24"	C-ST-M-032	\$237
48" x 36"	C-ST-M-043	\$303
48" x 48"	C-ST-M-044	\$359
60" x 48"	C-ST-M-054	\$383
72" x 48"	C-ST-M-064	\$436
96" x 48"	C-ST-M-084	\$512

+

Step Two: Select Trim
Standard
T010
Clear Anodized
Standard
Standard
Standard
Standard
Standard
Standard
Standard

+

Step Three: Select Surface	
Standard	Optional
S100	Screen Print
High Gloss White	S101 Dots S102 2" Grid S103 6"x3" Spreadsheet
Standard	
Standard	+\$66
Standard	+\$148
Standard	+\$194
Standard	+\$244
Standard	+\$294
Standard	+\$392

+

Step Four:		
Optional (if required)	Optional (if required)	Optional (if required)
PLMT	SWMT	MGMT
Panel Mount	Slatwall Mount	Magnetic Mount
+\$64	+\$64	+\$14
+\$64	+\$64	+\$14
+\$64	+\$64	+\$14
+\$64		
+\$64		

C-	\$	+	T010	+	S-	\$	+		\$	\$
Model Number	Add Base Price		Trim Number		Surface Number	Add Price		Option Number	Add Price	Total Cost

Tackboard Specification Tool

Tackboard not available with this model.

Edge™ Series



Standard includes:

- *P³* ceramicsteel writing surface on markerboards
- Fabric over 3/8 inch fiber board on tackboards
- Clear satin anodized aluminum frame
- Aluminum marker tray matches frame, markerboard only
- Metal cleat mounting system

Options:

- Champagne Gold powder-coat frame (up charge)
- Screen printed pattern on *P³* ceramicsteel® writing surface, not available on all sizes, specify silk screen pattern number. See page 64 for more information.
- Spline joint, allows markerboard to be shipped in two (2) pieces, requires on site assembly

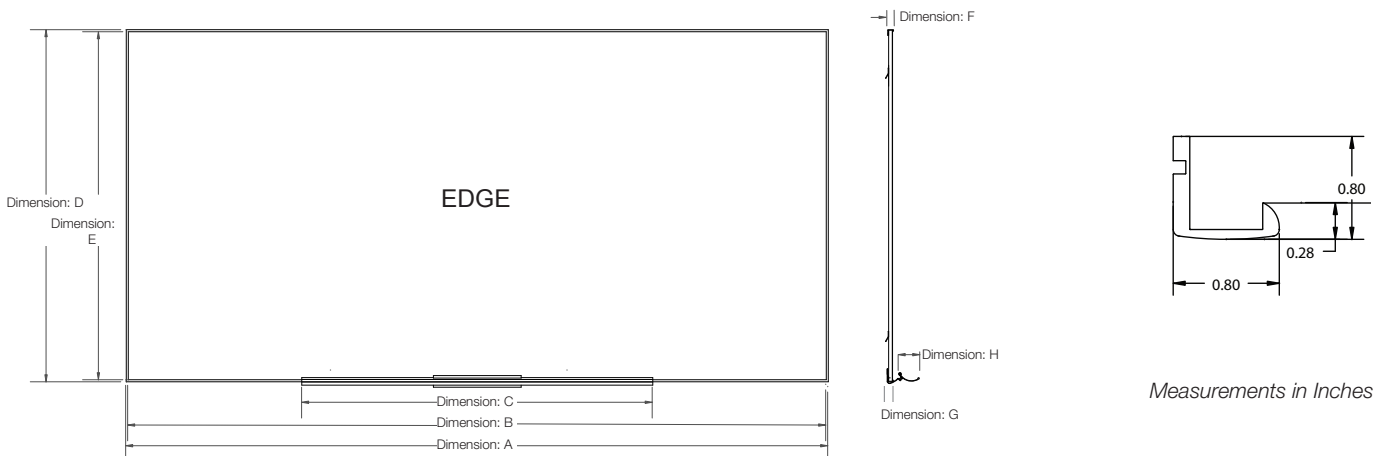
NOTE: Spline Joints are visible, see page 41 for more information, specify XSPL

- COM fabric, tackboards only, see page 42 for more information
- Grade-In Fabric, tackboards only, specify fabric name and color number, see page 43 for selection
- Mounting options: Panel, Slatwall or Magnetic. Note: for panel mount, must specify panel system. IMPORTANT: panel mounted boards must be same width as panel.

Front View

Side View

Cross-section



Measurements in Inches

	Size Code	0218	032	043	044	054	064	084	104	124	164
	Marker or Tackboard	M	M	M or T	M or T	M or T	M or T	M or T	M or T	M	M
A	Overall Width	24.25 " 616mm	36.25 " 921mm	48.25 " 1226mm	48.25 " 1226mm	60.25 " 1530mm	72.25 " 1835mm	96.25 " 2445mm	120.25 " 3054mm	144.25 " 3664mm	192.25 " 4883mm
B	Surface Width	23.7 " 602mm	35.7 " 907mm	47.7 " 1212mm	47.7 " 1212mm	59.7 " 1516mm	71.7 " 1821mm	95.7 " 2431mm	119.7 " 3040mm	143.7 " 3650mm	191.7 " 4869mm
C	Marker Tray Width	18 " 457mm	24 " 610mm	36 " 914mm	36 " 914mm	48 " 1219mm	48 " 1219mm	48 " 1219mm	60 " 1524mm	72 " 1829mm	96 " 2438mm
D	Overall Height	18.5 " 470mm	24.5 " 622mm	36.5 " 927mm	48.5 " 1232mm	48.5 " 1232mm	48.5 " 1232mm	48.5 " 1232mm	48.5 " 1232mm	48.5 " 1232mm	48.5 " 1232mm
E	Surface Height	17.95 " 456mm	23.95 " 608mm	35.95 " 913mm	47.95 " 1218mm	47.95 " 1218mm	47.95 " 1218mm	47.95 " 1218mm	47.95 " 1218mm	47.95 " 1218mm	47.95 " 1218mm
F	Frame Depth	0.80 " 20mm	0.80 " 20mm	0.80 " 20mm	0.80 " 20mm	0.80 " 20mm	0.80 " 20mm	0.80 " 20mm	0.80 " 20mm	0.80 " 20mm	0.80 " 20mm
G	Depth from Wall to Frame Face	1.09 " 28mm	1.09 " 28mm	1.09 " 28mm	1.09 " 28mm	1.09 " 28mm	1.09 " 28mm	1.09 " 28mm	1.09 " 28mm	1.09 " 28mm	1.09 " 28mm
H	Marker Tray Depth	3.53 " 90mm	3.53 " 90mm	3.53 " 90mm	3.53 " 90mm	3.53 " 90mm	3.53 " 90mm	3.53 " 90mm	3.53 " 90mm	3.53 " 90mm	3.53 " 90mm
	Weight (MB/TB) LBS	25	40	55/35	65/45	85/60	100/70	120/85	170/100	195	290
	Weight (MB/TB) LBS	11	18	25/16	30/20	39/27	45/32	55/39	77/45	89	132

NOTE: Tackboards do not have Marker Tray

Markerboard Specification Tool

①
②
③
④

Step One: Select Size

Width x Height	Model Number	U. S. Base Price
24" x 18"	C-ED-M-0218	\$295
36" x 24"	C-ED-M-032	\$320
48" x 36"	C-ED-M-043	\$414
48" x 48"	C-ED-M-044	\$450
60" x 48"	C-ED-M-054	\$511
72" x 48"	C-ED-M-064	\$561
96" x 48"	C-ED-M-084	\$681
120" x 48"	C-ED-M-104	\$811
144" x 48"	C-ED-M-124	\$947
192" x 48"	C-ED-M-164	\$1,132

Step Two: Select Trim

Standard	Optional
T010	T020
Clear Anodized	Champagne Gold
Standard	+\$42
Standard	+\$60
Standard	+\$84
Standard	+\$96
Standard	+\$106
Standard	+\$118
Standard	+\$144
Standard	+\$166
Standard	+\$192
Standard	+\$236

Step Three: Select Surface

Standard	Optional
S100	Screen Print
High Gloss White	S101 Dots S102 2" Grid S103 6"x3" Spreadsheet
Standard	
Standard	+\$66
Standard	+\$148
Standard	+\$194
Standard	+\$244
Standard	+\$294
Standard	+\$392
Standard	+\$486
Standard	
Standard	

Step Four: Select Options

Optional (if required)	Optional (if required)	Optional (if required)	Optional (if required)
PLMT	SWMT	MGMT	XSPL
Panel Mount	Slatwall Mount	Magnetic Mount	Spline Joint
+\$64	+\$64	+\$14	
+\$64	+\$64	+\$14	
+\$64	+\$64	+\$14	
+\$64			
+\$64			
			+\$268
			+\$268
			+\$268

C-	\$	+	T-	\$	+	S-	\$	+		\$	\$
Model Number	Add Base Price		Trim Number	Add Price		Surface Number	Add Price		Option Number	Add Price	Total Cost

Tackboard Specification Tool

①
②
③

Step One: Select Size

Width x Height	Model Number	U. S. Base Price
48" x 36"	C-ED-T-043	\$414
48" x 48"	C-ED-T-044	\$450
60" x 48"	C-ED-T-054	\$511
72" x 48"	C-ED-T-064	\$561
96" x 48"	C-ED-T-084	\$681
120" x 48"	C-ED-T-104	\$811

Step Two: Select Trim


Standard	Optional
T010	T020
Clear Anodized	Champagne Gold
Standard	+\$84
Standard	+\$96
Standard	+\$106
Standard	+\$118
Standard	+\$144
Standard	+\$166

Step Three: Select Surface

Standard	Optional Customer's Own Material	Optional Grade-In selected Steelcase or DesignTex fabrics		
Select	SCOM	SGRA	SGRB	SGRC
S201 Blue Green S202 Neutral	Specify fabric, customer to purchase	Grade A Must specify fabric	Grade B Must specify fabric	Grade C Must specify fabric
Standard	1.5 yards	+\$34	+\$42	+\$61
Standard	1.5 yards	+\$34	+\$42	+\$61
Standard	2 yards	+\$40	+\$50	+\$77
Standard	2.5 yards	+\$45	+\$60	+\$92
Standard	3 yards	+\$47	+\$62	+\$101
Standard	3 .75 yards	+\$50	+\$71	+\$121

C-	\$	+	T-	\$	+	+	S-	\$	\$
Model Number	Add Base Price		Trim Number	Add Price		Add Surface Price	Surface Number	Add Price	Total Cost

Access™ Series



Standard includes:

- *P³ ceramicsteel* writing surface on markerboards
- Fabric over 3/8" fiber board on tackboards
- Black powder-coated aluminum frame, with contrasting aluminum insert
- Aluminum marker tray matches insert, markerboard only
- Metal cleat mounting system

Options:

- Screen printed pattern on *P³ ceramicsteel*® writing surface, not available on all sizes, specify silk screen pattern number. See page 64 for more information.
- Spline joint, allows markerboard to be shipped in two (2) pieces, requires on-site assembly

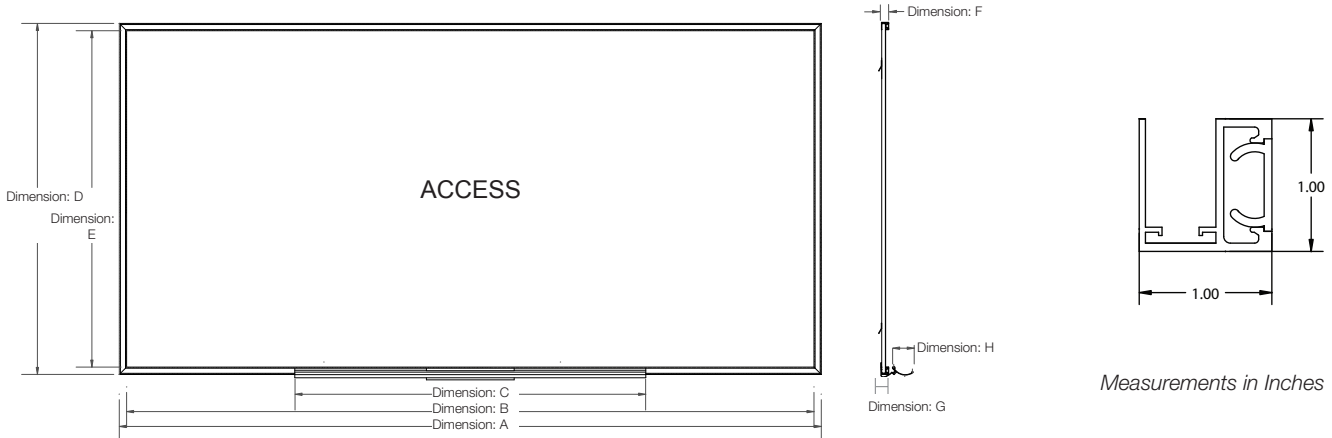
NOTE: Spline joints are visible, see page 41 for more information, specify XSPL

- COM fabric, tackboards only, see page 42 for more information
- Grade-In fabric, tackboards only, specify fabric name and color number, see page 43 for selection

Front View

Side View

Cross-section



Measurements in Inches

	Size Code	0218	032	043	044	054	064	084	104	124	164
	Marker or Tackboard		M	M or T	M or T	M or T	M or T	M or T	M or T	M	M
A	Overall Width		36 " 914mm	48 " 1219mm	48 " 1219mm	60 " 1524mm	72 " 1829mm	96" 2438mm	120 " 3048mm	144 " 3658mm	192 " 4877mm
B	Surface Width		34 " 864mm	46 " 1168mm	46 " 1168mm	58 " 1473mm	70 " 1778mm	94 " 2388mm	118 " 2997mm	142 " 3607mm	190 " 4826mm
C	Marker Tray Width		24 " 610mm	36 " 914mm	36 " 914mm	48 " 1219mm	48 " 1219mm	48 " 1219mm	60 " 1524mm	72 " 1829mm	96 " 2438mm
D	Overall Height		24.5 " 622mm	36.5 " 927mm	48.5 " 1232mm	48.5 " 1232mm	48.5 " 1232mm	48.5 " 1232mm	48.5 " 1232mm	48.5 " 1232mm	48.5 " 1232mm
E	Surface Height		22.5 " 572mm	34.5 " 876mm	46.5 " 1181mm	46.5 " 1181mm	46.5 " 1181mm	46.5 " 1181mm	46.5 " 1181mm	46.5 " 1181mm	46.5 " 1181mm
F	Frame Depth		1 " 25mm	1 " 25mm	1 " 25mm	1 " 25mm	1 " 25mm	1 " 25mm	1 " 25mm	1 " 25mm	1 " 25mm
G	Depth from Wall to Frame Face		1.38 " 35mm	1.38 " 35mm	1.38 " 35mm	1.38 " 35mm	1.38 " 35mm	1.38 " 35mm	1.38 " 35mm	1.38 " 35mm	1.38 " 35mm
H	Marker Tray Depth		3.33 " 85mm	3.33 " 85mm	3.33 " 85mm	3.33 " 85mm	3.33 " 85mm	3.33 " 85mm	3.33 " 85mm	3.33 " 85mm	3.33 " 85mm
	Weight (MB/TB) LBS		35	55/35	70/45	85/60	100/70	120/85	170/100	195	290
	Weight (MB/TB) KGS		16	25/16	32/20	39/27	45/32	55/39	77/45	89	132

NOTE: Tackboards do not have a marker tray.

4

++++

C-	\$	+	T-	\$	+	S-	\$	+		\$	\$
Model Number	Add Base Price		Trim Number	Add Price		Surface Number	Add Price		Option Number	Add Price	Total Cost


3

+++

C-	\$	+	T-	\$	+
Model Number	Add Base Price		Trim Number	Add Price	

+	S-	\$	\$
Add Surface Price	Surface Number	Add Price	Total Cost

FreeFlow™ Series

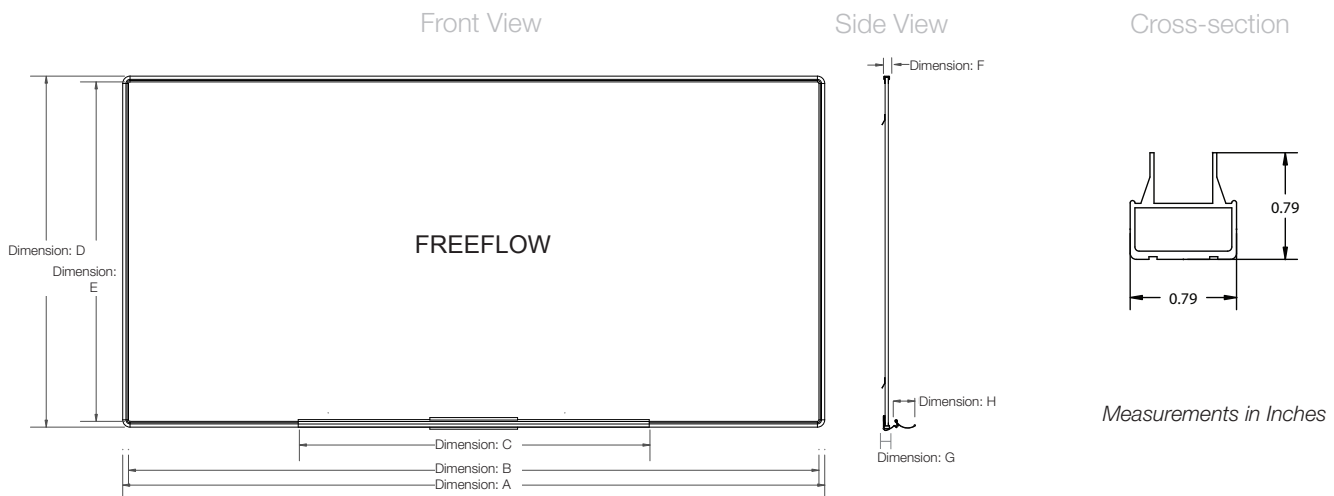


Standard includes:

- *P³ ceramicsteel* writing surface on markerboards
- Anodized aluminum frame with Champagne Gold corners
- Integral hanging rail to support FreeFlow components
- Anodized aluminum marker tray
- Metal cleat mounting system
- See page 32-33 for FreeFlow™ components

Options:

- Screenprinted pattern on *P³ ceramicsteel*® writing surface, not available on all sizes, specify silk screen pattern number. See page 64 for more information.
- Spline joint, allows markerboard to be shipped in two (2) pieces, requires on site assembly NOTE: Spline joints are visible, see page 41 for more information, specify XSPL



	Size Code	0218	032	043	044	054	064	084	104	124	164
	Marker or Tackboard						M	M	M	M	M
A	Overall Width						72 " 1829mm	96 " 2438mm	120 " 3048mm	144 " 3658mm	192 " 4877mm
B	Surface Width						71.25 " 1810mm	95.25 " 2419mm	119.25 " 3029mm	143.25 " 3639mm	191.25 " 4858mm
C	Marker Tray Width						48 " 1219mm	48 " 1219mm	60 " 1524mm	72 " 1829mm	96 " 2438mm
D	Overall Height						48.25 " 1226mm	48.25 " 1226mm	48.25 " 1226mm	48.25 " 1226mm	48.25 " 1226mm
E	Surface Height						47.50 " 1207mm	47.50 " 1207mm	47.50 " 1207mm	47.50 " 1207mm	47.50 " 1207mm
F	Frame Depth						0.79 " 20mm	0.79 " 20mm	0.79 " 20mm	0.79 " 20mm	0.79 " 20mm
G	Depth from Wall to Frame Face						1.04 " 26mm	1.04 " 26mm	1.04 " 26mm	1.04 " 26mm	1.04 " 26mm
H	Marker Tray Depth						3.54 " 90mm	3.54 " 90mm	3.54 " 90mm	3.54 " 90mm	3.54 " 90mm
	Weight LBS						54	78	96	117	156
	Weight KGS						25	35	44	53	71

Markerboard Specification Tool

①
Step One: Select Size

Width x Height	Model Number	U. S. Base Price
72" x 48"	C-FF-M-064	\$653
96" x 48"	C-FF-M-084	\$789
120" x 48"	C-FF-M-104	\$926
144" x 48"	C-FF-M-124	\$1,072
192" x 48"	C-FF-M-164	\$1,327

②
Step Two: Select Trim

Standard
T010
Clear Anodized
Standard
Standard
Standard
Standard
Standard

③
Step Three: Select Surface

Standard	Optional
S100	Screen Print
High Gloss White	S101 Dots S102 2" Grid S103 6"x3" Spreadsheet
Standard	+\$294
Standard	+\$392
Standard	+\$486
Standard	
Standard	

④
Step Four: Select Options

Optional
XSPL
Spline Joint
+\$268
+\$268
+\$268

C-	\$	+	T010	+	S-	\$	+		\$	\$
Model Number	Add Base Price		Trim Number		Surface Number	Add Price		Option Number	Add Price	Total Cost

Tackboard Specification Tool

Tackboard not available with this model.

Mistic™ Metal (MIM) Series



Standard includes:

- *P³* ceramicsteel writing surface on markerboards
- Matching aluminum powder-coated frame and marker tray
- Metal cleat mounting system

Options:

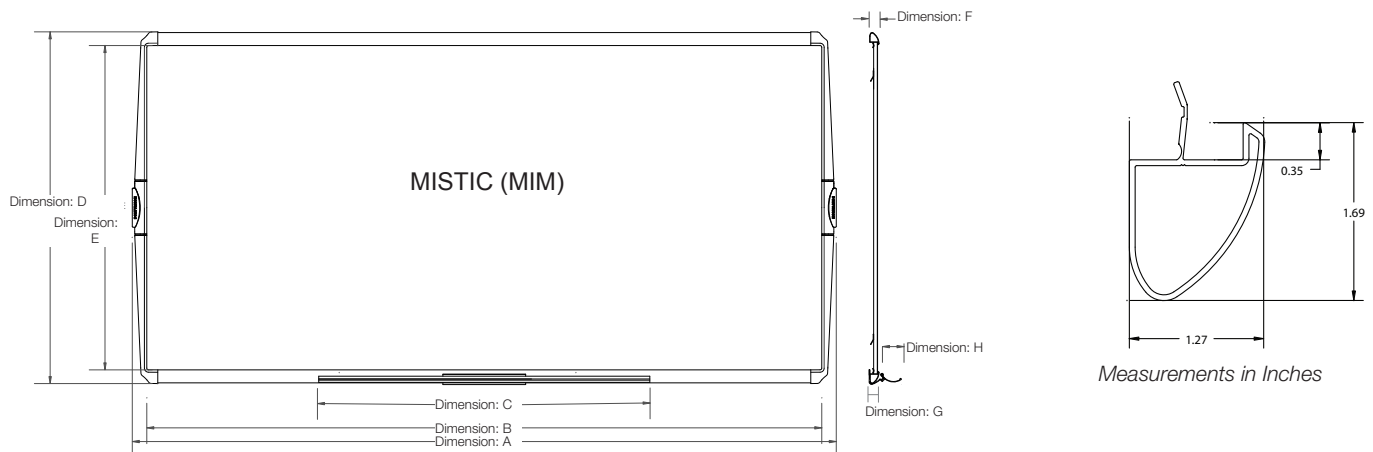
- Screen printed pattern on *P³* ceramicsteel® writing surface, specify silk screen pattern number. See page 64 for more information.
- Designed as a complementary product to CopyCam® Image Capturing System. See page 34 for more information.
- For CopyCam/Mistic Metal packages see page 34.

Note: CopyCam has a Champagne Gold finish.

Front View

Side View

Cross-section



	Size Code	0218	032	043	044	054	064	084	104	124	164
	Marker or Tackboard						M	M			
A	Overall Width						75.38 " 1915mm	99.38 " 2524mm			
B	Surface Width						71.41 " 1814mm	95.41 " 2423mm			
C	Marker Tray Width						48 " 1219mm	48 " 1219mm			
D	Overall Height						51 " 1295mm	51 " 1295mm			
E	Surface Height						47.63 " 1210mm	47.63 " 1210mm			
F	Frame Depth						1.29 " 33mm	1.29 " 33mm			
G	Depth from Wall to Frame Face						1.61 " 41mm	1.61 " 41mm			
H	Marker Tray Depth						3.04 " 77mm	3.04 " 77mm			
	Weight LBS Weight KGS						100 45	125 57			

Markerboard Specification Tool

①

Step One: Select Size		
Width x Height	Model Number	U. S. Base Price
72" x 48"	C-MIM-M-064	\$982
96" x 48"	C-MIM-M-084	\$1,111

②

Step Two: Select Trim
Standard Metal Rails
Select
T020 Champagne Gold T030 Platinum Silver
Standard
Standard

③

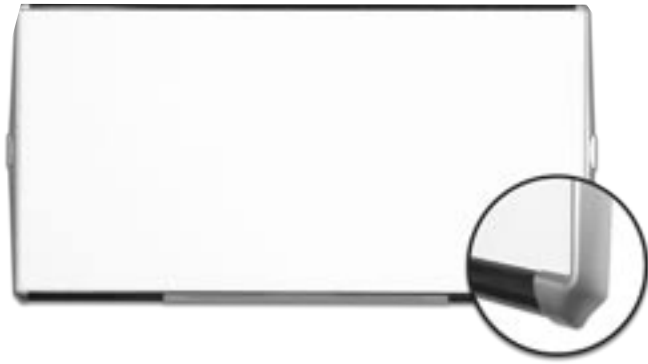
Step Three: Select Surface	
Standard	Optional
S100	Screen Print
High Gloss White	S101 Dots S102 2" Grid S103 6"x3" Spreadsheet
Standard	+\$392
Standard	+\$486

C-	\$	+	T-	+	S-	\$	\$
Model Number	Add Base Price		Trim Number		Surface Number	Add Price	Total Cost

Tackboard Specification Tool

Tackboard not available with this model.

Mistic™ Series



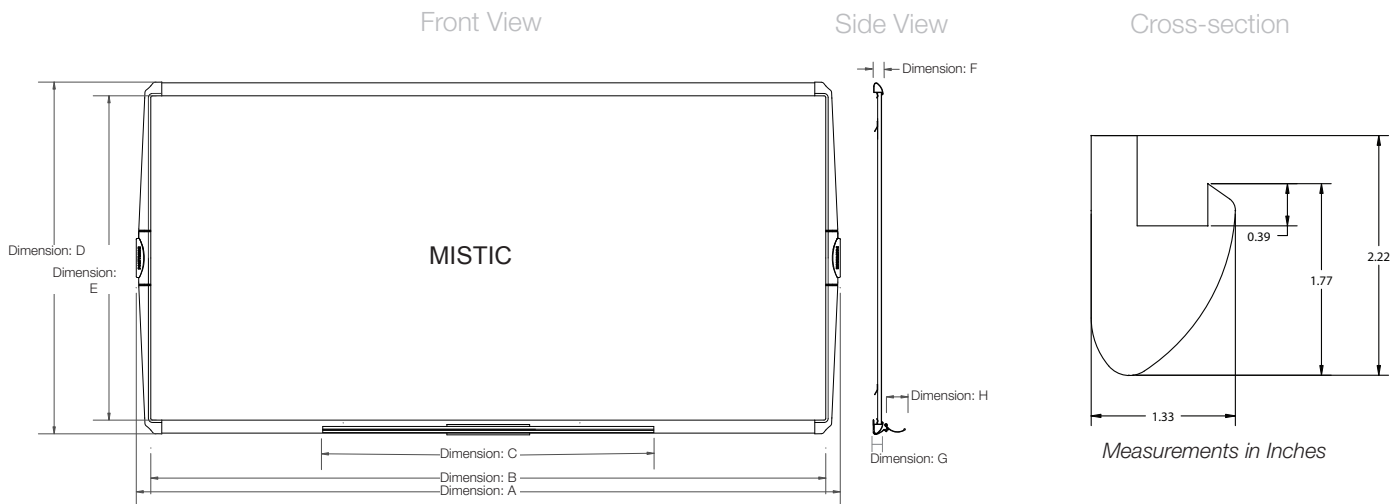
Standard includes:

- *P³ ceramicsteel* writing surface on markerboards
- Solid wood top and bottom rails
- Matching aluminum powder-coated side rails and marker tray
- Metal cleat mounting system

Options:

- Screen printed pattern on *P³ ceramicsteel*® writing surface, specify silk screen pattern number. See page 64 for more information.
- Designed as a complementary product to CopyCam® Image Capturing System. See page 34 for more information.

Note: CopyCam has a Champagne Gold finish.



	Size Code	0218	032	043	044	054	064	084	104	124	164
	Marker or Tackboard						M	M			
A	Overall Width						75.38 " 1915mm	99.38 " 2524mm			
B	Surface Width						71.41 " 1814mm	95.41 " 2423mm			
C	Marker Tray Width						48 " 1219mm	48 " 1219mm			
D	Overall Height						51.00 " 1295mm	51.00 " 1295mm			
E	Surface Height						47.45 " 1205mm	47.45 " 1205mm			
F	Frame Depth						1.34 " 34mm	1.34 " 34mm			
G	Depth from Wall to Frame Face						1.83 " 46mm	1.83 " 46mm			
H	Marker Tray Depth						2.98 " 76mm	2.98 " 76 mm			
	Weight LBS Weight KGS						100 45	125 57			

Markerboard Specification Tool

①

Step One: Select Size		
Width x Height	Model Number	U. S. Base Price
72" x 48"	C-MI-M-064	\$1,224
96" x 48"	C-MI-M-084	\$1,355

②

Step Two: Select Trim	
Standard Metal Side Rails	Standard Wood Top & Bottom Rails
Select	Select
T020 Champagne Gold T030 Platinum Silver	T412 Natural Cherry on Cherry T422 Medium Cherry on Cherry T572 Amber on Maple T582 Winter on Maple T592 Blonde on Maple T712 Natural Walnut on Maple T772 Medium Mahogany on Walnut
Standard	Standard
Standard	Standard

③

Step Three: Select Surface	
Standard	Optional
S100	Screen Print
High Gloss White	S101 Dots S102 2" Grid S103 6"x3" Spreadsheet
Standard	+\$392
Standard	+\$486

C-	\$	+	T- and T-	+	S-	\$	\$
Model Number	Add Base Price		Select Metal Side Rails and Wood Rail Numbers		Surface Number	Add Price	Total Cost

Tackboard Specification Tool

Tackboard not available with this model.

Mistic™ Wood (MIW) Series



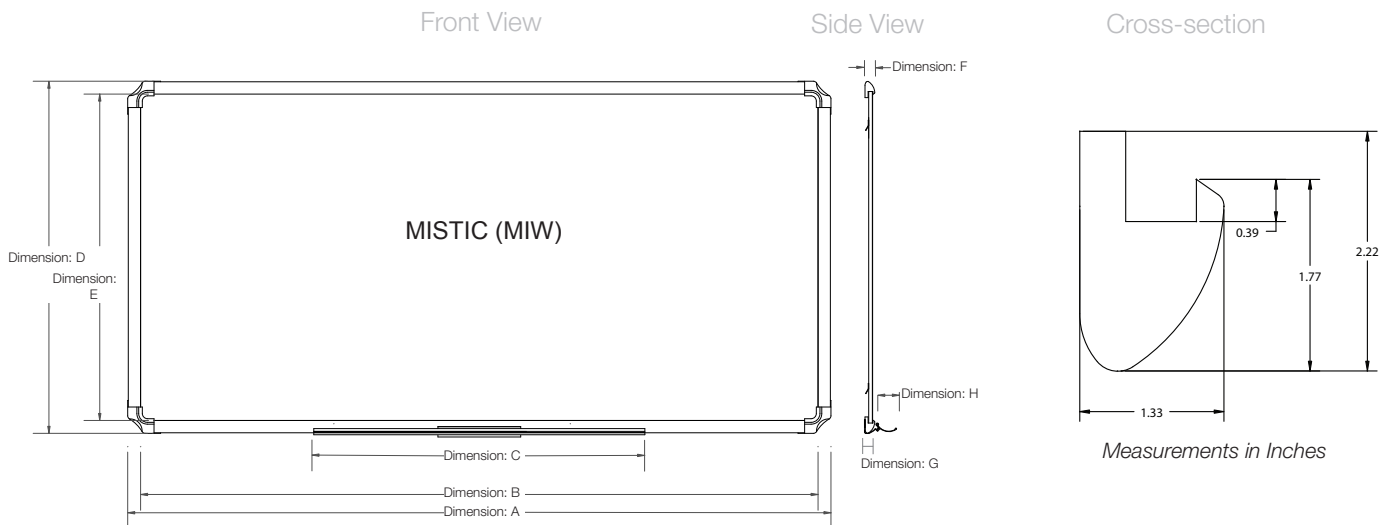
Standard includes:

- *P³ ceramicsteel*® writing surface on markerboards
- Solid wood rails
- Matching aluminum powder-coated corners and marker tray
- Metal cleat mounting system

Options:

- Screen printed pattern on *P³ ceramicsteel*® writing surface, specify silk screen pattern number. See page 64 for more information.
- Designed as a complementary product to CopyCam® Image Capturing Systems. See page 34 for more information.

Note: CopyCam has a Champagne Gold finish.



	Size Code	0218	032	043	044	054	064	084	104	124	164
	Marker or Tackboard						M	M			
A	Overall Width						75.38 " 1915mm	99.38 " 2524mm			
B	Surface Width						71.41 " 1814mm	95.41 " 2423mm			
C	Marker Tray Width						48 " 1219mm	48 " 1219mm			
D	Overall Height						51.38 " 1305mm	51.38 " 1305mm			
E	Surface Height						47.41 " 1204mm	47.41 " 1204mm			
F	Frame Depth						1.34 " 34mm	1.34 " 34mm			
G	Depth from Wall to Frame Face						1.83 " 46mm	1.83 " 46mm			
H	Marker Tray Depth						2.98 " 76mm	2.98 " 76mm			
	Weight LBS Weight KGS						100 45	125 57			

Markerboard Specification Tool

①

Step One: Select Size		
Width x Height	Model Number	U. S. Base Price
72" x 48"	C-MIW-M-064	\$1,341
96" x 48"	C-MIW-M-084	\$1,470

+

②

Step Two: Select Trim	
Standard Metal Side Rails	Standard Wood Top & Bottom Rails
Select	Select
T020 Champagne Gold T030 Platinum Silver	T412 Natural Cherry on Cherry T422 Medium Cherry on Cherry T572 Amber on Maple T582 Winter on Maple T592 Blonde on Maple T712 Natural Walnut on Maple T772 Medium Mahogany on Walnut
Standard	Standard
Standard	Standard

+

③


Step Three: Select Surface	
Standard	Optional
S100	Screen Print
High Gloss White	S101 Dots S102 2" Grid S103 6"x3" Spreadsheet
Standard	+\$392
Standard	+\$486

C-	\$	+	T- and T-	+	S-	\$	\$
Model Number	Add Base Price		Select Metal Side Rails and Wood Rail Numbers		Surface Number	Add Price	Total Cost

Tackboard Specification Tool

Tackboard not available with this model.

Denska™ Series

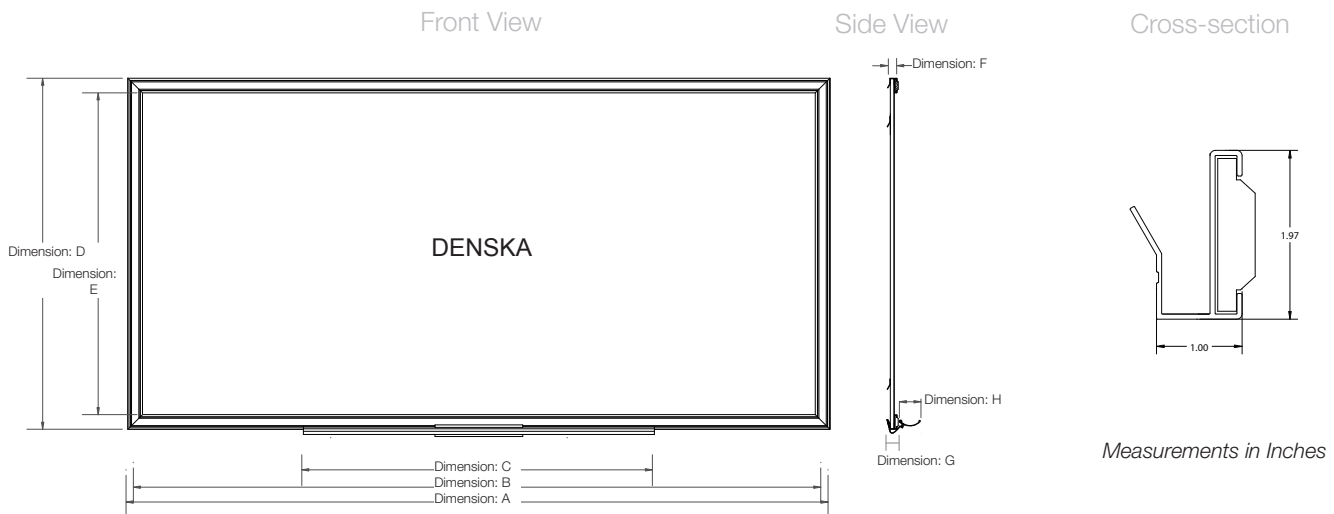


Standard includes:

- *P³ ceramicsteel* writing surface on markerboards
- Black powder-coated aluminum frame, with premium wood insert
- Black powder-coated marker tray matches frame
- Metal cleat mounting system

Options:

- Screenprinted pattern on *P³ ceramicsteel*® writing surface, not available on all sizes, specify silk screen pattern number. See page 64 for more information.
- Spline joint, allows markerboard to be shipped in two (2) pieces, requires on site assembly NOTE: Spline joints are visible, see page 41 for more information, specify XSPL



	Size Code	0218	032	043	044	054	064	084	104	124	164
	Marker or Tackboard		M	M	M	M	M	M	M	M	M
A	Overall Width		36.25 " 921mm	48.25 " 1226mm	48.25 " 1226mm	60.25 " 1530mm	72.25 " 1835mm	96.25 " 2445mm	120.25 " 3054mm	144.25 " 3664mm	192.25 " 4883mm
B	Surface Width		32.3 " 820mm	44.3 " 1125mm	44.3 " 1125mm	56.3 " 1430mm	68.3 " 1735mm	92.3 " 2344mm	116.3 " 2954mm	140.3 " 3564mm	188.3 " 4783mm
C	Marker Tray Width		24 " 610mm	36 " 914mm	36 " 914mm	48 " 1219mm	48 " 1219mm	48 " 1219mm	60 " 1524mm	72 " 1829mm	96 " 2438mm
D	Overall Height		24.81 " 630mm	36.81 " 935mm	48.81 " 1240mm	48.81 " 1240mm	48.81 " 1240mm	48.81 " 1240mm	48.81 " 1240mm	48.81 " 1240mm	48.81 " 1240mm
E	Surface Height		20.86 " 530mm	32.86 " 835mm	44.86 " 1140mm	44.86 " 1140mm	44.86 " 1140mm	44.86 " 1140mm	44.86 " 1140mm	44.86 " 1140mm	44.86 " 1140mm
F	Frame Depth		1.46 " 37mm	1.46 " 37mm	1.46 " 37mm	1.46 " 37mm	1.46 " 37mm	1.46 " 37mm	1.46 " 37mm	1.46 " 37mm	1.46 " 37mm
G	Depth from Wall to Frame Face		1.54 " 39mm	1.54 " 39mm	1.54 " 39mm	1.54 " 39mm	1.54 " 39mm	1.54 " 39mm	1.54 " 39mm	1.54 " 39mm	1.54 " 39mm
H	Marker Tray Depth		3.03 " 77mm	3.03 " 77mm	3.03 " 77mm	3.03 " 77mm	3.03 " 77mm	3.03 " 77mm	3.03 " 77mm	3.03 " 77mm	3.03 " 77mm
	Weight LBS		40	55	70	85	100	120	170	195	290
	Weight KGS		18	25	32	39	45	55	77	89	132

C-	\$	+	T-	+	S-	\$	+		\$	\$
Model Number	Add Base Price		Trim Number		Surface Number	Add Price		Option Number	Add Price	Total Cost

Session™ Series

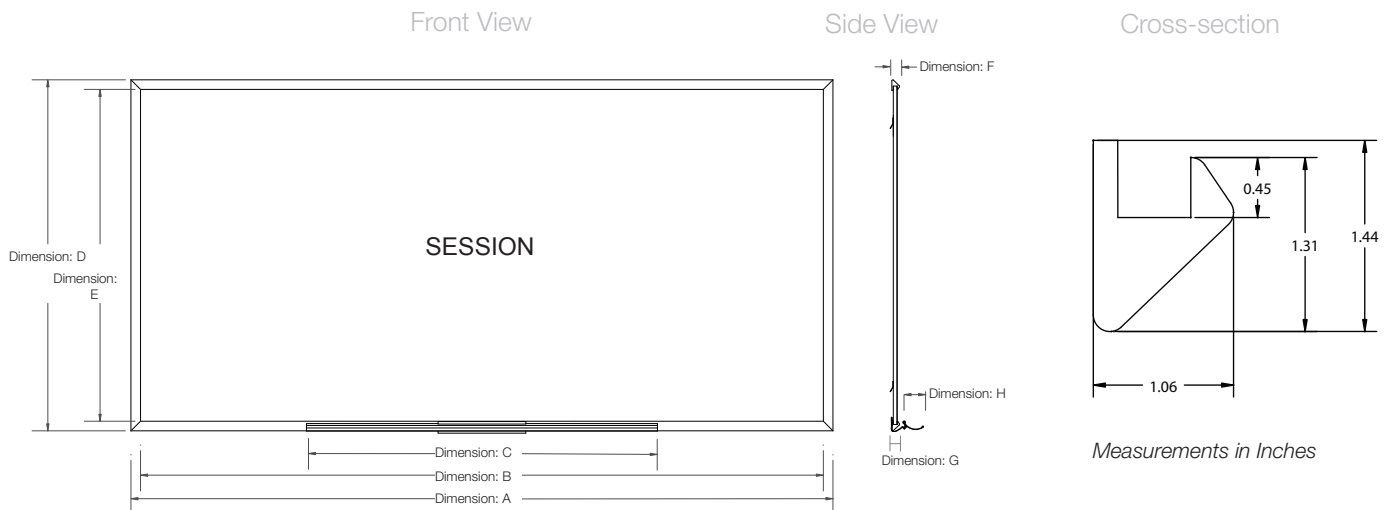


Standard includes:

- *P³ ceramicsteel* writing surface on markerboards
- Fabric over 3/8 inch fiber board on tackboards
- Solid wood frame
- Champagne Gold powder-coated aluminum marker tray, markerboards only
- Metal cleat mounting system

Options:

- Screen printed pattern on *P³ ceramicsteel*® writing surface, not available on all sizes, specify silk screen pattern number. See page 64 for more information.
- COM fabric, tackboards only, see page 42 for more information
- Grade-In fabric, tackboards only, specify fabric name and color number, see page 43 for selection



	Size Code	0218	032	043	044	054	064	084	104	124	164
	Marker or Tackboard			M or T	M or T	M or T	M or T	M or T	M or T		
A	Overall Width			48 " 1219mm	48 " 1219mm	60 " 1524mm	72 " 1829mm	96 " 2438mm	120 " 3048mm		
B	Surface Width			45.38 " 1153mm	45.38 " 1153mm	57.38 " 1457mm	69.38 " 1762mm	93.38 " 2372mm	117.38 " 2981mm		
C	Marker Tray Width			36 " 914mm	36 " 914mm	48 " 1219mm	48 " 1219mm	48 " 1219mm	60 " 1524mm		
D	Overall Height			36.13 " 918mm	48.13 " 1222mm	48.13 " 1222mm	48.13 " 1222mm	48.13 " 1222mm	48.13 " 1222mm		
E	Surface Height			33.50 " 851mm	45.50 " 1156mm	45.50 " 1156mm	45.50 " 1156mm	45.50 " 1156mm	45.50 " 1156mm		
F	Frame Depth			1.12 " 28mm	1.12 " 28mm	1.12 " 28mm	1.12 " 28mm	1.12 " 28mm	1.12 " 28mm		
G	Depth from Wall to Frame Face			1.31 " 33mm	1.31 " 33mm	1.31 " 33mm	1.31 " 33mm	1.31 " 33mm	1.31 " 33mm		
H	Marker Tray Depth			3.27 " 83mm	3.27 " 83mm	3.27 " 83mm	3.27 " 83mm	3.27 " 83mm	3.27 " 83mm		
	Weight (MB/TB) LBS Weight (MB/TB) KGS			55/35 25/16	70/45 32/20	85/60 39/27	100/70 45/32	120/85 55/39	170/100 77/45		

NOTE: Tackboards do not have Marker Tray

3

+

Step Three:	Select Surface
Standard	Optional
S100	Screen Print
High Gloss White	S101 Dots S102 2" Grid S103 6"x3" Spreadsheet
Standard	+\$148
Standard	+\$194
Standard	+\$244
Standard	+\$294
Standard	+\$392
Standard	+\$486

3

+

Step Three:		Select Surface		
Standard	Optional Customer Owned Material	Optional Grade-In selected Steelcase or DesignTex fabrics		
Select	SCOM	SGRA	SGRB	SGRC
S201 Blue Green S202 Neutral	Specify fabric, customer to purchase	Grade A Must specify fabric	Grade B Must specify fabric	Grade C Must specify fabric
Standard	1.5 yards	+\$34	+\$42	+\$61
Standard	1.5 yards	+\$34	+\$42	+\$61
Standard	2 yards	+\$40	+\$50	+\$77
Standard	2.5 yards	+\$45	+\$60	+\$92
Standard	3 yards	+\$47	+\$62	+\$101
Standard	3.75 yards	+\$50	+\$71	+\$121

Effective January, 2006

FreeFlow™ Series Components



IMPORTANT: Components require FreeFlow™ Base Board or FreeFlow™ Double Rail Track for mounting.

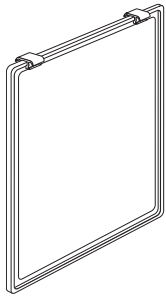
Standard includes:

- *P³ ceramicsteel*® writing surface on markerboards, double-sided
- Fabric over 3/8" fiber board on tackboards, double-sided
- Anodized aluminum frame, with Champagne Gold corners
- Book Shelves are anodized aluminum, 12 inches deep (300mm)
- Projection surface is fabric membrane
- Flipchart base board is *P³ ceramicsteel* writing surface projects, 6" (300mm)
- Magnetic flipchart holder holds standard flipchart, attaches to any *P³ ceramicsteel* writing surface or metal surface

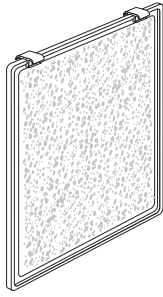
FreeFlow Components Information

- FreeFlow™ components are rail-mounted and require either a FreeFlow™ Base Board (page 20) or FreeFlow™ Double Rail Track for mounting.
 - The combined width of all components must be 6" (150mm) less than the width of the FreeFlow™ Base Board or FreeFlow™ Double Rail Track on which they will be placed.
 - FreeFlow™ Double Rail Track includes a top and bottom rail which allows for components to be mounted on either rail and includes an integral paper grip.
 - IMPORTANT FreeFlow™ components DO NOT slide from the FreeFlow™ Base Board to/from Double Rail Track. These products are designed to work independently.
 - FreeFlow™ Projection Screens extend above FreeFlow™ Base Board or Double Rail Track. Projection Screens may be angled forward to enhance viewing.
 - FreeFlow™ Base Track is an aluminum track designed to be used in conjunction with the Double Rail Track to facilitate sliding of components and eliminate wall damage. It is recommended that a Base Track be specified whenever a Double Rail Track is specified.
 - For more information about FreeFlow™ applications, see www.PolyVision.com
 - COM Fabrics must be approved prior to submitting an order.
- See page 47 for COM Submittal form and approval process.

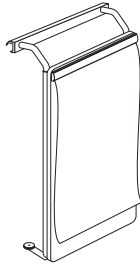
FreeFlow Components Specification Tool



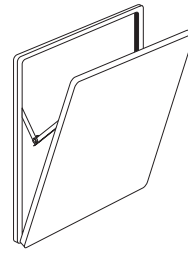
FreeFlow™
Sliding Markerboard



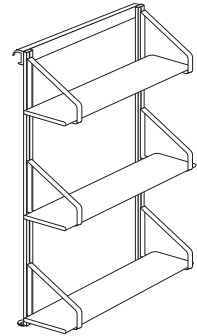
FreeFlow™
Sliding Tackboard



FreeFlow™
FlipChart



FreeFlow™
Sliding Projection Screen



FreeFlow™
Bookshelf

①

Step One: Select Size		U. S. Base Price
Width x Height	Model Number	
35 3/4" x 45 3/4" Sliding Marker Board	C-FF-SMB-034	\$528
35 3/4" x 45 3/4" Sliding Tack Board	C-FF-STB-034	\$528
30" x 43" Flipchart Holder	C-FF-F	\$1,038
Magnetic Flipchart Holder	C-FF-MFH-30	\$160
49" x 49" Projection Screen	C-FF-SCR-49	\$1,516
56" x 56" Projection Screen	C-FF-SCR-56	\$1,646
64" x 64" Projection Screen	C-FF-SCR-64	\$2,108
30" x 48" Sliding Bookshelf	C-FF-B	\$1,638
8' Double Rail	C-FF-T	\$256
8' Optional Bottom Rail	C-FF-BT	\$143

②

Step Two:
T010
Clear Anodized
Standard
Standard
Standard
Standard
Standard
Standard
Standard
Standard
Standard

③

Step Three: Select Surface					
Standard	Standard	Optic	Optional Grade-In selected Steelcase or DesignTex fabrics		
Select	Select	SCOM	SGRA	SGRB	SGRC
S100 High Gloss White	S201 Blue Green (Brunswick) S202 Neutral (Gimlet)	Customer's Own Material	Grade A Must specify fabric	Grade B Must specify fabric	Grade C Must specify fabric
Standard					
	Standard	2.5 yards	+\$45	+\$60	+\$92

C-	\$	+	T010	+	S-	\$	\$
Model Number	Add Base Price		Code Number		Surface Number	Add Price	Total Cost

CopyCam® and Commercial Series Packages

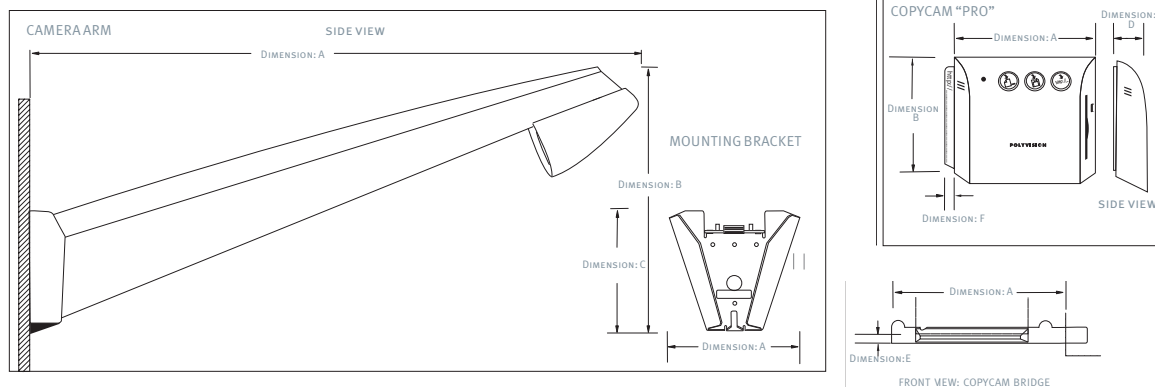


Standard includes:

- All components required to set up CopyCam® Image Capturing System with a single model number
- 96" markerboard in T020 Champagne Gold
- CopyCam Professional image capturing system. Three-button board capturing system: printer, diskette, web server. Printer included. (Model 80)
- CopyCam Bridge conceals wiring between control panel and markerboard

Options:

- **IMPORTANT** – CopyCam Bridges are handed - must select the model number with bridge in correct position.
- For additional board information or dimensions see the Mystic Metal or Edge product pages.




		CopyCam "Pro"	Camera Arm	Mounting Bracket	Control Panel Bridge
A	Dimension A (Width)	7.87" (19.99cm)	38" (96.52cm)	7.5" (19.05cm)	
B	Dimension B (Height)	6.12" (15.54cm)	13.5" (34.29cm)		
C	Dimension C (Bracket Height)			6" (15.24cm)	
D	Dimension D (Depth)	1.75" (4.45cm)			11.87" (30.15cm)
E	Dimension E				.5" (1.27cm)
F	Dimension F	.5" (1.27cm)			

CopyCam Specification Tool

1

Step One: Select Model			
Width x Height	Description	Model Number	U. S. Base Price
96" x 48"	Edge Markerboard with CopyCam Bridge Left	C-ED-M-084-CC-L	\$5,429
96" x 48"	Edge Markerboard with CopyCam Bridge Right	C-ED-M-084-CC-R	\$5,429
96" x 48"	Mistic Metal Markerboard with CopyCam, Bridge Left	C-MIM-M-084-CC-L	\$5,722
96" x 48"	Mistic Metal Markerboard with CopyCam, Bridge Right	C-MIM-M-084-CC-R	\$5,722

Echo™ Projection Screen



Standard includes:

- Wall-mounted projection screen
- Wall-mount brackets project 14 inches (400mm) from wall
screen depth is adjustable. Adjusts by means of set screws,
Allen Key included
- Clear anodized aluminum trim
- White vinyl projection surface
- Screw mounting system

Projection Screen Specification Tool


1

Step One: Select Size

Width x Height	Model Number	U. S. Base Price
72" x 72"	C-ECHO-6	\$984
96" x 96"	C-ECHO-8	\$1,224

C-	\$	\$
Model Number	Add Base Price	Total Cost

Pin-Mag™ Series



design by: Nygaard & Bodholt

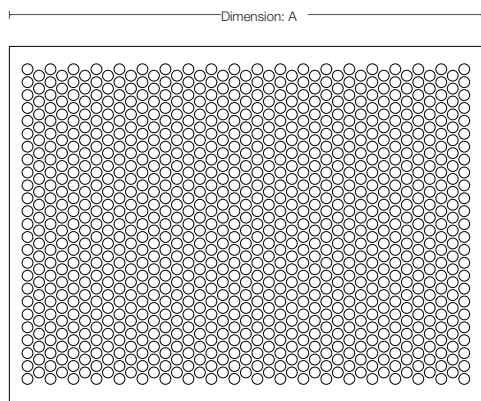
Standard includes:

- Unique perforated metal shell over tackable surface.
- Works with tacks or magnets.
- Powder-coated aluminum frame
- Fabric-covered tackable surface
- Screw mounting system

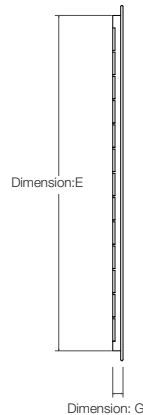
Options:

- COM fabric, tackboards only, see page 42 for more information
- Grade-In fabric, tackboards only, specify fabric name and color number, see page 43 for selection

Front View



Side View



	Size Order Code	0218	032	043
A	Overall Width	23.6 " 599mm	35.4" 899mm	47.2 " 1198mm
B	Surface Width	22.1 " 561mm	33.9 " 861mm	45.7 " 1160mm
C	Marker Tray Width			
D	Overall Height	17.7 " 449mm	23.6 " 599mm	35.4 " 899mm
E	Surface Height	16.2" 411mm	22.1 " 561mm	33.9 " 861mm
F	Frame Depth			
G	Depth from Wall to Front Edge of Pen Tray	0.5 " 12mm	0.5 " 12mm	0.5 " 12mm
H	Marker Tray Depth			
	Weight LBS	6	11	21
	Weight KGS	3	5	10

NOTE: Pin-Mag does not have Marker Tray

Tackboard Specification Tool

①

Step One: Select Size		
Width x Height	Model Number	U. S. Base Price
24" x 18"	C-PM-T-0218	\$372
36" x 24"	C-PM-T-032	\$475
48" x 36"	C-PM-T-043	\$723

②

Step Two: Select Trim	
Standard	
Select	
T030 Platinum Silver	
T040 Black	
Standard	
Standard	
Standard	

③

Step Three: Select Surface				
Standard	Optional Customer's Own Material	Optional Grade-In selected Steelcase or DesignTex fabrics		
Select	SCOM	SGRA	SGRB	SGRC
S201 Blue Green (Brunswick)	Specify fabric, customer to purchase	Grade A Must specify fabric	Grade B Must specify fabric	Grade C Must specify fabric
S202 Neutral (Gimlet)				
Standard				
Standard	1 yards	+\$29	+\$35	+\$48
Standard	1 yards	+\$29	+\$35	+\$48
Standard	1.5 yards	+\$34	+\$42	+\$61

C-	\$	+	T-	+	+	S-	\$	\$
Model Number	Add Base Price		Trim Number		Add Surface Price	Surface Number	Add Price	Total Cost

Huddleboard™ Marker Boards and Photo Album Boards



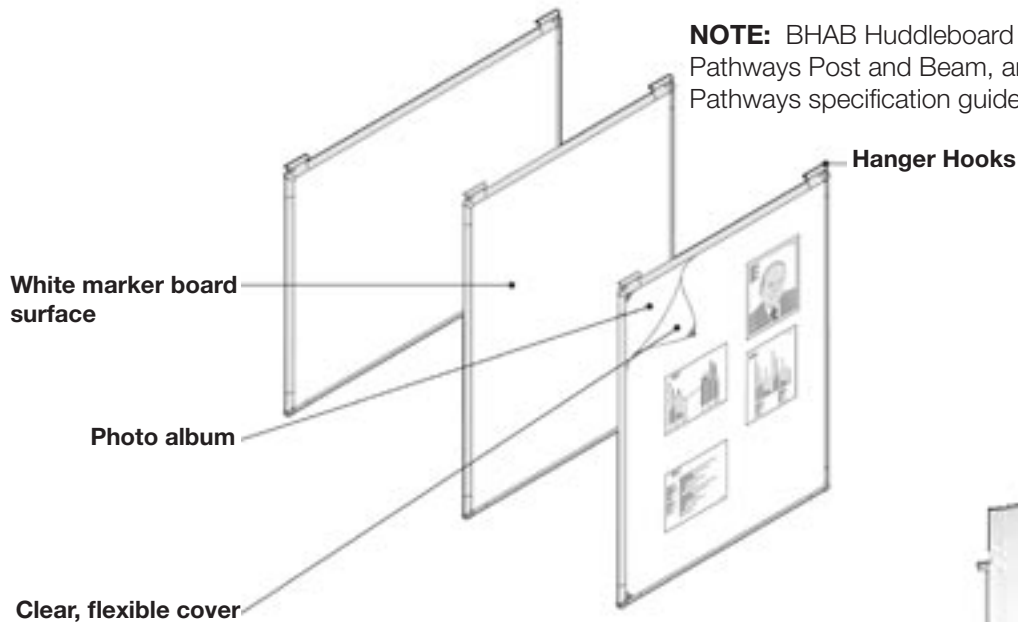
Standard includes:

- Markerboard surface, double-sided and available in 2 sizes
- Works with tacks or magnets
- Photo Album Board with 3m repositionable adhesive on one side, marker surface on reverse
- Boards come in packages of 5 unless specified
- Translucent plastic hanger hooks

Optional Accessories:

- Ledge Grabbers, Flipchart Pegs and Markerboard Grips are sold separately and can be added to any Huddleboard Markerboard.
- Accessories are available in translucent plastic only.
- Accessories are sold in sets of 10 (5 pair), except Markerboard Grips which are sold in sets of 5.

NOTE: BHAB Huddleboard adaptor brackets are required for Pathways Post and Beam, and are available in the Steelcase Pathways specification guide.



Dimensions	
Depth	3/4 "
Width	23 1/3" or 32"
Height	32" to 42"



Huddleboard™ Marker Boards and Photo Album Boards (continued)



Ledge Grabber

Information:

- Huddleboard white marker surface accommodates dry erase markers. Double sided.
- Huddleboard Photo Album Board features a 3m repositionable adhesive used on Post-It products which provides an area for media to be displayed. Clear flexible cover protects media and provides a non-glare dry-erase writing surface which allows the user to write notes over media displayed without permanently altering them. Cover contains an easy-grip tab and magnetic top and bottom corner to secure the cover. Note: Photo Board is on one side only, reverse is white marker surface.
- Boards are not magnetic and do not accept magnets.
- Hanger Hooks are standard with all Huddleboards, and allow boards to hang on a wide range of furniture components. Hooks can be removed and repositioned on any side of the board allowing board to be used in portrait or landscape format.
- Huddleboard and Huddleboard Photo Board are designed to be written on with dry erase ink. Boards can be cleaned using normal markerboard cleaner.
NOTE: regular ink is not removable from Huddleboard surfaces.
- Ledge Grabbers have a non-slip rubber surface that anchors Huddleboards to panels, storage cabinets and other horizontal surfaces. Minimum surface depth of 1" (25.4mm) is required. Attaches to any size Huddleboard in landscape or portrait format.
- Flipchart Pegs attach to the frame of the Huddleboard and accept standard flipcharts.
- Marker Grip can be attached to the side of any Huddleboard to hold dry erase markers.

Mobile and Folding Easels

Standard Includes:

- Mobile Easel frame with storage capacity for 10 large boards, 4798 Sterling paint only.
- Folding Easel frame, 4798 Sterling paint only.
- Storage tray for Mobile and Folding Easel 6696 Sterling plastic only.

Options:

- 2 Locking Casters may be ordered for the Mobile Easel, replacing 2 of the 4 casters on the unit.

IMPORTANT – boards for the Mobile and Folding easels must be ordered separately.

Information:

- Easels provide rigid support for markerboards or photo album boards during work sessions and can be used to display boards during presentations. Both easels are light weight and portable.

Mobile Easel

- Mobile Easel has an adjustable board which can be set at 3 different heights to display boards, one for sitting and two for standing.

	Landscape to top of board	Portrait to top of board
Sitting Height	52" / 1321mm	63" / 1600mm
Standing Height 1	59" / 1500mm	71" / 1803mm
Standing Height 2	66" / 1676mm	78" / 1981mm

- Grips on the display board hold Huddleboards in place.
- Boards can be displayed portrait or landscape.
- Utility tray can support boards, dry erase markers and erasers.
- Side-access storage compartment provides an area to store and transport up to 10 large boards.
- Casters allow the board to easily be moved where needed. Optional locking casters on 2 wheels are available.



Mobile easel with landscape orientation

Mounting Rails and Racks



Standard Includes:

- Poster Rack is corner mounted, includes structural wall (dry wall) mounting hardware, standard in 6696 Sterling Plastic.
- Freestanding Rail for leaning Huddleboards, standard 4798 Sterling Paint with 6696 Sterling plastic endcaps.
- Panel/Structural-mounted trays for leaning Huddleboards, standard 4798 Sterling Paint with 6696 Sterling plastic endcaps; includes structural wall (dry wall) mounting hardware.
- Worktool Rail is structural wall-mounted for hanging Huddleboards. Standard with choice of 8043 Clear Satin Anodized Aluminum or 8044 Black Anodized Aluminum with 6653 Solar Black plastic end caps.

Options:

- Poster Rack and Panel-mounted tray are available with optional panel-mounting hardware at no additional charge.

Must be specified:

- Answer, specify with Answer hardware
- Avenir, specify with Avenir hardware
- Series 9000, specify with Series 9000 hardware

Information

Poster Rack

- Adjustable height poster rack accommodates 5 Huddleboard markerboards and/or Photo Album Boards in a small space and provides stability when boards are in use. For corner applications only, it installs on any vertical surface such as walls and panels and can accommodate boards in portrait or landscape orientation. Standard Hanger Hooks have an opening which attaches to the top of the Poster Rack and allows the markerboards and photo album boards to pivot slightly more than 90°. Pegs in the lower support slot into pivot holes in the markerboard and photo album board frame and support the boards in the rack.
- Wall-Mounted Worktool Rail allows Huddleboards to be wall mounted and slid into position as required. Worktool Rail is 96" long.
- Freestanding Tray can stand on worksurfaces, shelves or other storage. The tray allows Huddleboards or Huddleboard Photo Boards to be propped up against a wall or panel. Freestanding Tray accommodates all sizes of Huddleboards in portrait or landscape. There are 3 channels in the tray which accommodate Huddleboards or provide excellent storage for dry erase markers and erasers. Space under the Freestanding Tray can be used for storage.
- Panel/Structural-Mounted Tray can be mounted on panels or drywall. Panel/Structural-Mounted Tray accommodates all sizes of Huddleboards in portrait or landscape. There are 3 channels in the tray which accommodate Huddleboards or provide excellent storage for dry erase markers and erasers. Trays are available in 3 widths: 36", 48" or 72". Hardware is included to mount to drywall. Optional panel-mount hardware is available for Avenir, Answer and Series 9000.

Huddleboard Components Specification Tool

1

2

3

Step One: Select Size			
	Dimensions	Model Number	U.S. Base Price
Markerboards and Photo Album Boards			
Small Markerboard Package (5)	23" x 32" x .75"d	K5M2332	\$536
Small Board Package WITH Accessories: 1x Markerboard, 2x Ledge Grabbers and 1x Markerboard Grip	23" x 32" x .75"d	KSM2332	\$152
Large Combination Board Package - 4 Marker / 1 Photo boards	32" x 42" x .75"d	K4M1P3242	\$767
Large Markerboard Package (5)	32" x 42" x .75"d	K5M3242	\$581
Large Photo Board Package (5)	32" x 42" x .75"d	K5P3242	\$1,463
Ledge Grabber Package of 10	3.5"w x 3"d x 1"h	KLK	\$79
Flip Chart Peg Package of 10	1.25"w x 1.5"d x 2"h	KPEG	\$73
Markerboard Grip Package of 5	1.625"w x 1.25"d x 2"h	KMGRIP	\$60

Step Two: Select Trim	
6672 Platinum White frame	
6672 Platinum White frame	
6672 Platinum White frame	
6672 Platinum White frame	
6672 Platinum White frame	
6672 Platinum White frame	
Translucent Plastic	
Translucent Plastic	
Translucent Plastic	

Step Three: Select Options	
Optional if required	Optional if required
Panel Mount	Locking Casters

K-	\$	+		+		\$
Model Number	Add Base Price		Trim Number		Option	Total Cost

Easels	Width x Height	Model Number	
Mobile Easel	37"w x 29.25"d x 50-60"h	KME	\$791
Folding Easel	24"w x 23"d x 60"h	KFE	\$402

4798 Sterling Paint	
4798 Sterling Paint	

Panel Mount	Locking Casters
	\$28

K-	\$	+		+		\$
Model Number	Add Base Price		Trim Number		Option	Total Cost

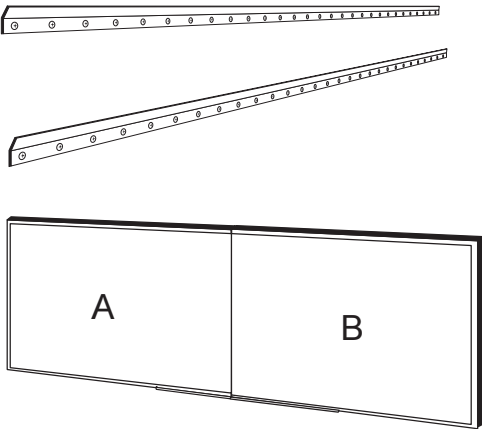
Racks and Rails	Width x Height	Model Number	
Poster Rack	5.75"w x 5.75"d x 23"-42"h	KPRACK	\$158
Freestanding Tray	36"w x 4.5"d x 4.25"h	KFST	\$103
Panel/Structural Tray 36"	36"w x 4.5"d	KPMT-36	\$169
Panel/Structural Tray 48"	36"w x 4.5"d	KPMT-48	\$206
Panel/Structural Tray 72"w	36"w x 4.5"d	KPMT-72	\$242
Worktool Rail 96"w	96"w x 2"d x 1.25"h	GCJWT96	\$618

4798 Sterling Paint	
4798 Sterling Paint	
4798 Sterling Paint	
4798 Sterling Paint	
4798 Sterling Paint	
8043 Clear Anodized	
8044 Black Anodized	

Panel Mount	Locking Casters
Standard	
Specify System	
Specify System	
Specify System	

	\$	+		+		\$
Model Number	Add Base Price		Trim Number		Option	Total Cost

Important information about the Commercial Series

Sizes	Sizes of Tackboards and Markerboards are nominal, refer to dimensioned drawings for exact dimensions
Tackboards	<ul style="list-style-type: none"> • Standard tackboard construction is 3/8" fiberboard over 1/8" hardboard. • COM fabrics may be specified. COMs must be approved, see page 47 for COM Testing Request Form.
Spline Joints 	<ul style="list-style-type: none"> • Spline joints allow larger format boards to be delivered in 2 pieces. Assembly required • Assembly required on-site. • Spline joints are an option, with upcharge on: Edge™, Access™, Denska™, and FreeFlow™ markerboards over 10 feet in length. • Spline board joints are visible, every effort is made to ensure a tight seam. • Please be sure your client is aware that the spline joint will show. • See installation guide for more information, Page 50.
Using CopyCam® with Commercial Series	<ul style="list-style-type: none"> • CopyCam® works with all Commercial Series Marker boards. IMPORTANT: Denska™ and Senti™ cables cannot be routed behind boards. • CopyCam works with boards of 8' (2.4m) or less in width. • CopyCam is only available in Champagne Gold finish. • See page 34 for CopyCam and Commercial Series Packages

TRIM:

Standard Wood Trim Finishes

PolyVision's standard wood finish is open pore oil rubbed finish on red oak.

Premium Wood Trim Finishes

PolyVision's premium wood finish is an open pore, hand-rubbed water-based high gloss finish on maple, cherry or walnut. Colors match current Steelcase Wood finishes in color only and do not match the Steelcase finish in sheen.

Custom Stains

Red oak, cherry, maple or walnut \$500 net per color match.

This charge applies to color matches only and does not pertain to changes in the finishing technique. Samples submitted for matching must be at least five (5) inches by seven (7) inches in surface dimension. Customer must specify wood species: oak, cherry, maple or walnut. PolyVision will produce a strike-off within four (4) weeks following the submission of the completed Custom Finish Request (see page 46) and sample. PolyVision will not schedule the order for production until the strike-off has been approved and received by PolyVision.

Minimum order quantities and extended lead-times will apply. PolyVision will color match any standard Steelcase or Vecta wood finish; sheen and species are PolyVision standards only. **Note:** Beech is not available.

Custom Powder Coat

Upcharge \$500 net per color match

This charge applies to color matches only and does not pertain to sheen. Samples submitted for matching must be at least three (3) inches by three (3) inches. PolyVision will produce a strike-off within four (4) weeks. PolyVision will not schedule the order for production until the strike-off has been approved and received by PolyVision.

Minimum order requirements and extended lead-times will apply. Certain colors may require an upcharge. See page 46 for Custom Finish Request Form and additional information.

SURFACES:

Markerboards

Markerboards are available in white highgloss *P³ ceramicsteel®*. Optional silkscreen patterns are available to provide a guide for writing or drawing. See page 64 for patterns. Silkscreen is not visible at a distance of three (3) feet (0.9 meters).

Fabric Tackboard Surfaces

Tackboard surfaces are available in two standard Designtex fabrics. In addition, select Designtex and Steelcase vertical surface fabrics are available; pricing for Designtex and Steelcase fabrics is determined by a grading program. All fabrics are applied Railroaded, i.e. salvages parallel to floor.

Customers Own Material

Orders requiring COM fabrics will be accepted only after the proposed COM fabric has been approved. See COM Testing Form on page 47. It is the customer's responsibility to purchase the fabric and arrange for shipping to PolyVision, to the address provided, with the approval. Orders including COM fabrics will only be scheduled once the fabric has been received. Please note that COM fabrics are not covered by PolyVision's warranty.

Graded-In Fabrics

Select Designtex and Steelcase vertical surface fabrics are available; pricing for Designtex and Steelcase fabrics is determined by a grading program.

Samples

Designtex samples are available from Designtex, contact your local DesignTex representative or call 1.800.221.1540.

Steelcase wood and powder-coat samples are available through Steelcase AdStock.

PolyVision standard wood samples are available from PolyVision Customer Service, call 1.800.620.POLY (1.800.620.7659).

SURFACES MATERIALS:

This list includes all surface material and/or finish choices applicable to the Commercial Series. Not all surface material and/or finish choices are available on all products. Please refer to the Finish Matrices on pages 44 and 45 for specific product availability. Finishes with asterisks (*) coordinate with Steelcase finishes of the same name.

TRIM

METAL TRIM

T010	Satin Anodized Aluminum
T020	Champagne Gold*
T030	Platinum Silver*
T040	Black*
4798	Sterling*

STANDARD WOOD TRIM

T101	Red Oak, Light
T102	Red Oak, Medium
T103	Red Oak, Dark

PREMIUM WOOD TRIM (Steelcase coordinate)

T412	Natural Cherry on Cherry* (3412)
T422	Medium Cherry on Cherry* (3422)
T572	Amber on Maple* (3572)
T582	Winter on Maple* (3582)
T592	Blonde on Maple* (3592)
T712	Natural Walnut on Walnut* (3712)
T772	Medium Mahogany on Walnut* (3772)

MARKERBOARD SURFACES

S100	White <i>P³ ceramicsteel</i> (default)
------	---

Optional Silkscreen on *P³ ceramicsteel*®

S101	White <i>P³ ceramicsteel</i> with Circular Dot Pattern 2"
S102	White <i>P³ ceramicsteel</i> with Grid Pattern 2"
S103	White <i>P³ ceramicsteel</i> with Rectangular (spreadsheet) Pattern 6"x3"

FABRIC TACKABLE SURFACE

STANDARD FABRIC

S201	Blue Green (Brunswick) 6307-402
S202	Neutral (Gimlet) 6505-101

Select Steelcase and Designtex Graded-In fabrics are supported like standard fabrics when ordered on PolyVision tackboards. For additional information or fabric samples contact your local Steelcase or Designtex sales representative.

DESIGNTEX

Grade A	DESIGNTEX Brunswick Gimlet Apex Solara
----------------	---

Grade B	DESIGNTEX Dalmation Foxtrot Sumo Quasar Rivergrass
----------------	--

Grade C	DESIGNTEX Appleseed Neutrino
----------------	---

STEELCASE

Grade B	STEELCASE P122 Entasis P123 Portico P124 Opus P125 Cusp P126 Artifact P127 Arcade P128 Matrix P129 Atlas P156 Pilaster
----------------	--

STEELCASE, continued

BARIOLAGE 4908 001

G220	Etude
G221	Antante
G226	Cantata
G227	Adagio
G229	Presto
G235	Sonata
G233	Melody
G234	Ballala

Grade C STEELCASE

AMIRANTÉ 4905 001

5664	Mink
5665	Ivory
5666	Silver Frost
5677	Moonglo
5680	Balsa
5686	Sea
5687	Chamois
5689	Opal
5690	Blue Horizon

ASHANTI 4906 001

5610	French Cream
5612	Ivory
5613	Silver Frost
5657	Moonglo
5659	Woodbine
5674	Quince

ASHANTI REVERSE 4907 001

5638	Mink
5639	Cream
5648	Moonglo
5650	Woodbine
5654	Quince

Surface Material Application Matrix

About Finishes: You must select a Trim Finish and a Surface Finish to complete your specification.

Trim Selections	Metal Trim				Standard Wood Trim			Premium Wood Trim		
	T010	T020	T030	T040	T101	T102	T103	T412 (3412)	T422 (3422)	T572 (3572)
Selection	Satin Anodized Aluminum	Champagne Gold	Platinum Silver	Black	Red Oak, Light	Red Oak, Medium	Red Oak, Dark	Natural Cherry on cherry	Medium Cherry on cherry	Amber on Maple
Senti™	<input type="checkbox"/>									
Edge™	<input type="checkbox"/>	\$								
Access™ ●	<input type="checkbox"/>	\$								
Denska™ ●								<input type="checkbox"/>	<input type="checkbox"/>	<input type="checkbox"/>
Session™					<input type="checkbox"/>	<input type="checkbox"/>	<input type="checkbox"/>			
Mistic™ ■		<input type="checkbox"/>	<input type="checkbox"/>					<input type="checkbox"/>	<input type="checkbox"/>	<input type="checkbox"/>
Mistic™ Metal		<input type="checkbox"/>	<input type="checkbox"/>							
Mistic™ Wood ■		<input type="checkbox"/>	<input type="checkbox"/>					<input type="checkbox"/>	<input type="checkbox"/>	<input type="checkbox"/>
FreeFlow™	<input type="checkbox"/>									
Echo™	<input type="checkbox"/>									
Pin-Mag™			<input type="checkbox"/>	<input type="checkbox"/>						

Surface Options	P ³ ceramicsteel® Markerboard Surface				
Selections	Default	Silk Screen Options - Upcharge			
	S100	S101	S102	S103	
	White Highgloss	Circular dot 2"	Grid 2" x 2"	Spreadsheet 6" x 3"	
Senti™	<input type="checkbox"/>	\$	\$	\$	
Edge™	<input type="checkbox"/>	\$	\$	\$	
Access™	<input type="checkbox"/>	\$	\$	\$	
Denska™	<input type="checkbox"/>	\$	\$	\$	
Session™	<input type="checkbox"/>	\$	\$	\$	
Mistic™	<input type="checkbox"/>	\$	\$	\$	
Mistic™ Metal	<input type="checkbox"/>	\$	\$	\$	
Mistic™ Wood	<input type="checkbox"/>	\$	\$	\$	
FreeFlow™	<input type="checkbox"/>	\$	\$	\$	
Echo™					
Pin-Mag™					

PolyVision Custom Finish Request

About the Program:

The Custom Finish program allows customers to request a color match to any stain or powdercoat.

There is a one-time, non-refundable fee of \$500 net for a Custom Finish formulation. This fee will apply whether or not an order is placed. This charge applies to custom color and does not pertain to changes in the finishing technique.

NOTE: A Dealer Purchase Order is required to initiate this process.

A sample, minimum 5"x7", of the stain or 3" x 3" of the powdercoat color is required. It is recommended that the dealer retain a sample for comparison. The sample must be submitted with a completed Custom Finish Request Form.

Send Custom Finish Request Form, Sample and Purchase Order to:

PolyVision
ATTN: Custom Finishes/Commercial Series
2170 Barr Slope Road
Dixonville, PA 15734

Color Approval:

- Creating strike-offs takes approximately four weeks from receipt of request with sample.
- Once the strike-off is complete, the dealer will be sent three (3) identical samples.
- If the stain is acceptable, the dealer is required to send one (1) signed strike-off sample back to PolyVision Custom Finishes.

Finish Number Assignment:

Once the strike-off sample has been returned as approved, PolyVision will assign a Special Finish Number. This number will be required when ordering product. Please note that the Finish Number applies to a project. With regard to specific stain on a specific species of wood, any changes will require a new strike-off.

Order Entry:

Use the PolyVision Special Finish Number when ordering. A minimum order of 5 units is required. PolyVision will not schedule orders until the approved strike-off has been received. Extended lead times will apply.

Additional Information:

If you require any additional assistance please call PolyVision Customer Service 1.800.620.POLY.

CONTACT INFORMATION – Complete Form Below.

Date _____ Dealership _____

Your Name _____ Your Email Address _____

Your Address _____

Your Phone _____ Your Fax _____

Customer _____

Mailing Address for Samples:

Company Name _____ Attention: _____

Address _____

Phone _____ Fax _____

Is this a Steelcase or Vecta stain? If so, specify finish #

Wood Species—Please Specify:

☐ Red Oak ☐ Cherry ☐ Maple ☐ Walnut

About the Project:

Quantity of Boards _____

Model # _____

PolyVision COM Testing Request

Testing Requirements:

It is necessary to test COM fabrics to ensure that it is possible to apply the fabric to the tackboard substrate.

Please note that a memo sample (approx 12"x12") is required for testing. The sample must be submitted with a completed COM Testing Request Form.

Send COM Testing Request Form and Sample to:

PolyVision

ATTN: COM Testing/Commercial Series

2170 Barr Slope Road

Dixonville, PA 15734

Review Time:

Application review takes approximately 5 working days from receipt of request with sample.

Notification:

Once the testing is complete, you will be notified by fax or email of the outcome. You will be advised of the quantity of fabric required and the ship-to address.

Order Entry:

Once you have been notified that your COM fabric has been approved, it is your responsibility to order the required amount of fabric. Orders requiring COM fabrics will not be scheduled until the fabric has been received.

IMPORTANT: All COM fabric orders must be sidemarked with the following informaton: PO# and Dealership Name

Additional Information:

If you require any additional assistance please call PolyVision Customer Service 1.800.620.POLY.

Contact Information:

Date

Dealership

Your Name

Your Address

Your Phone

Your Fax

Your Email Address

Customer

About the Fabric:

Manufacturer

Name

Number

Color

Width

Repeat

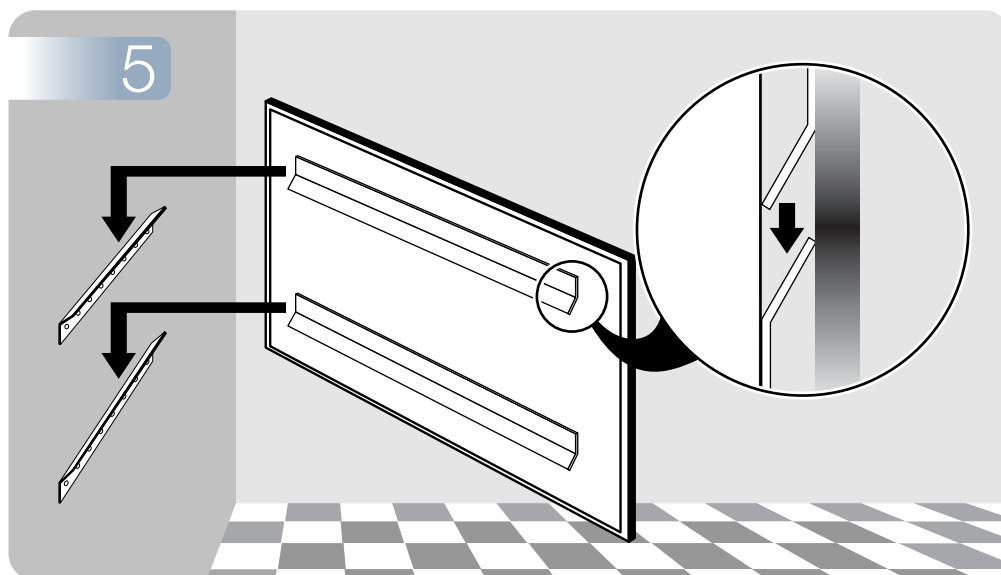
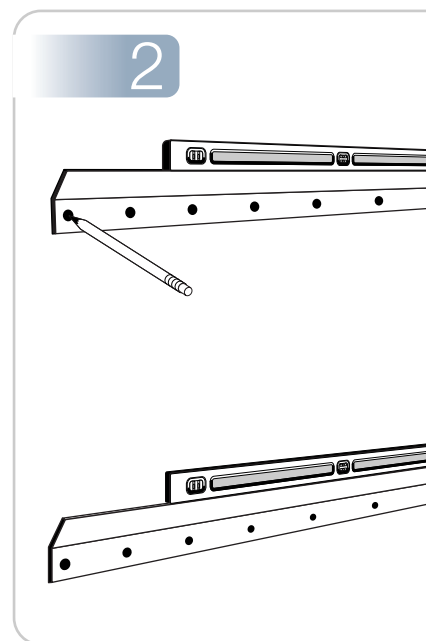
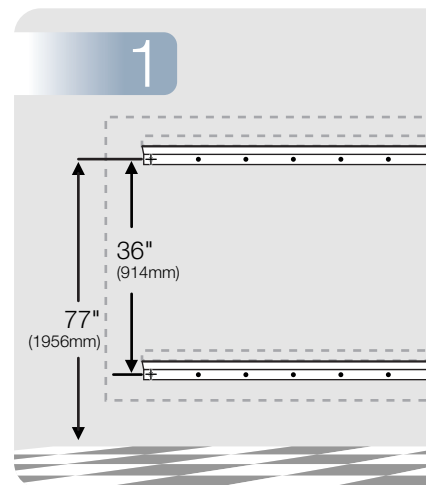
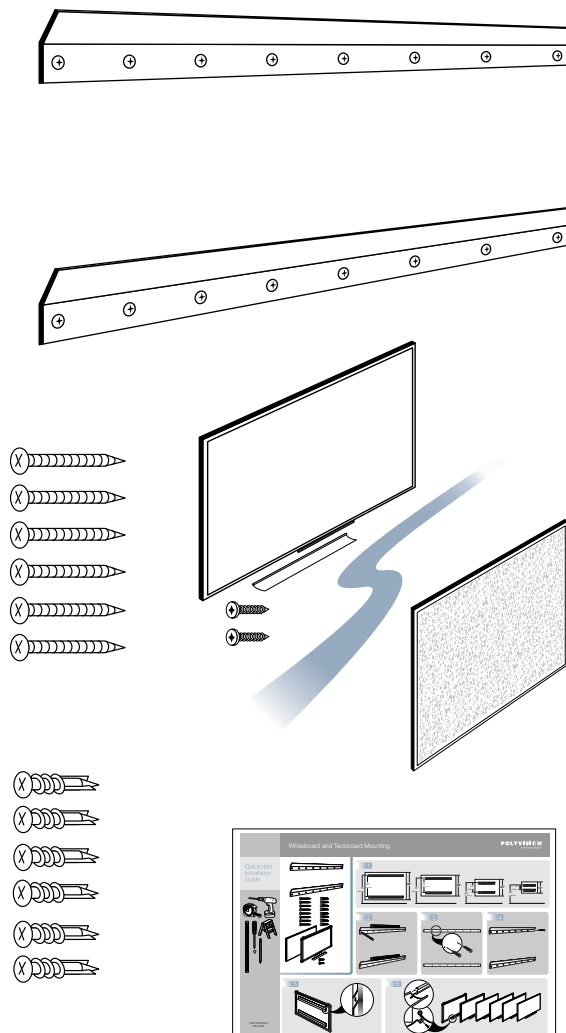
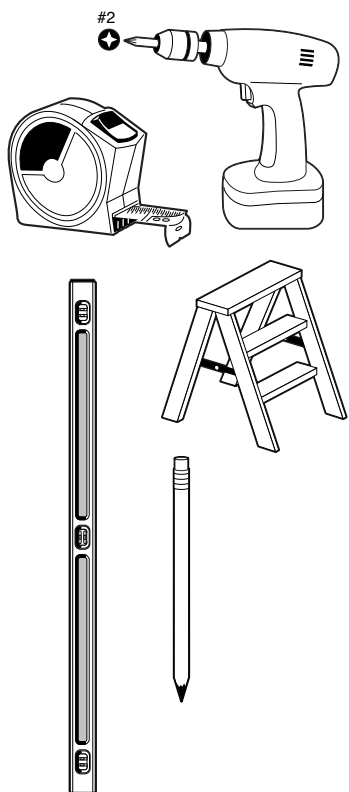
Content

About the Project:

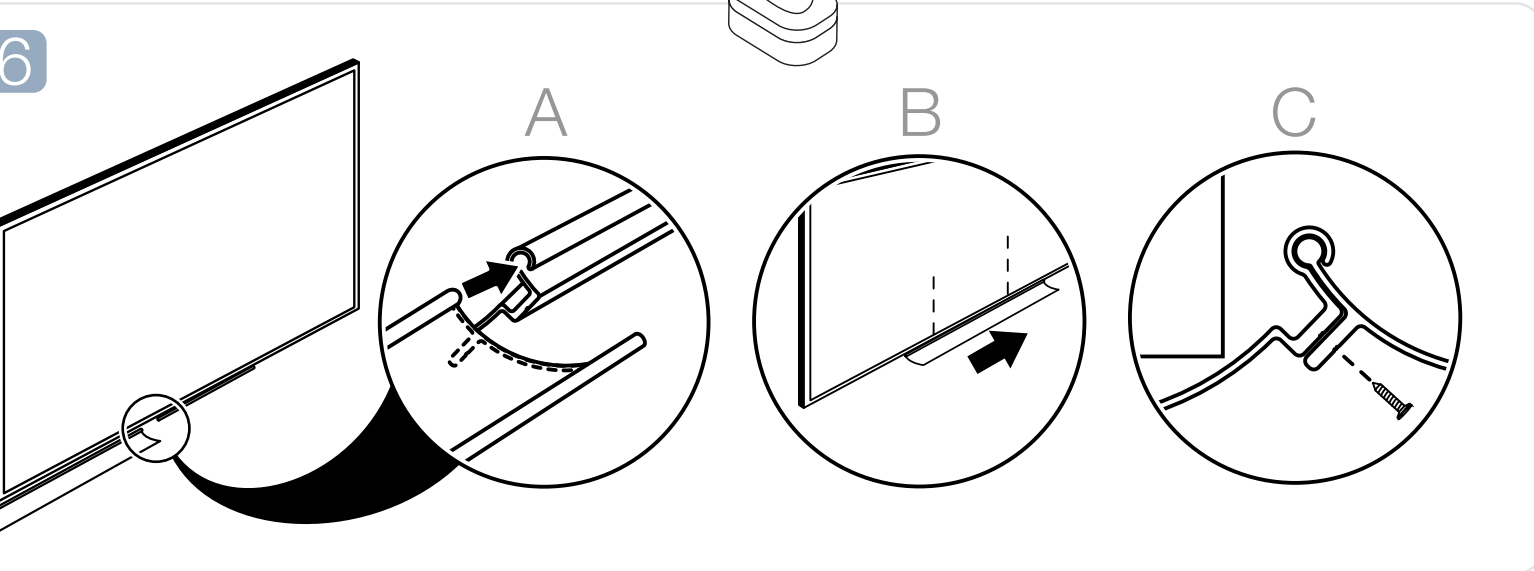
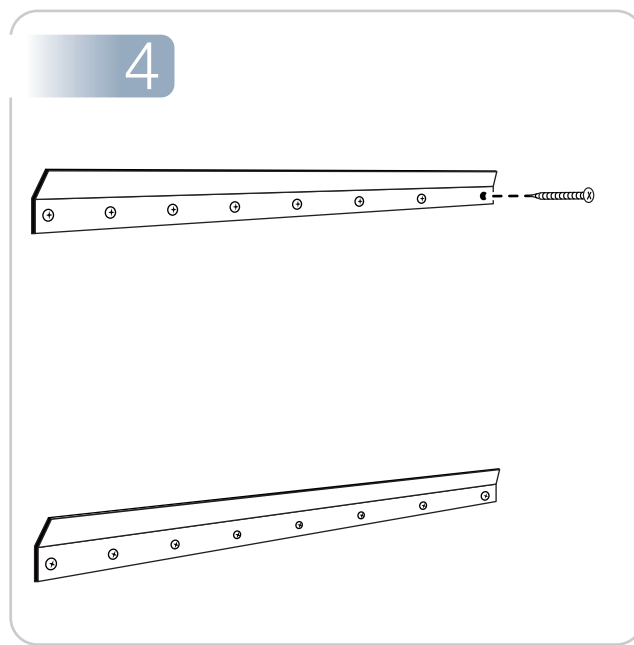
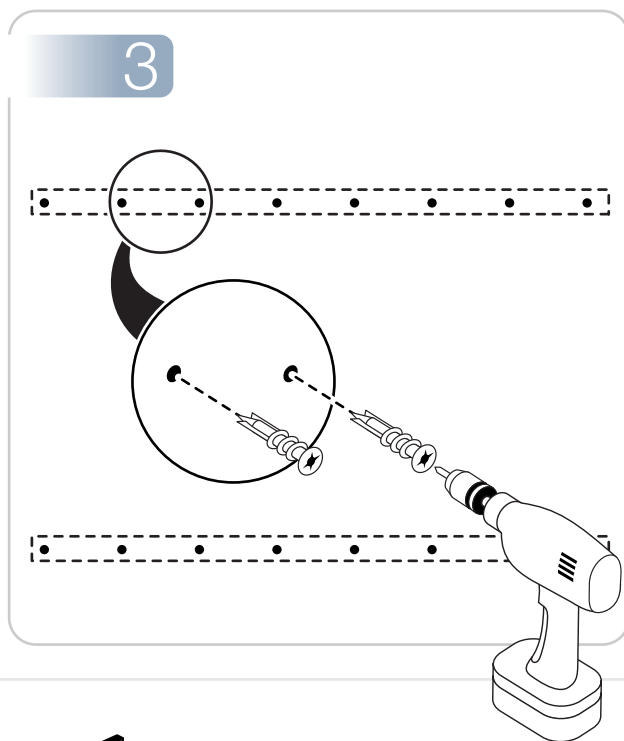
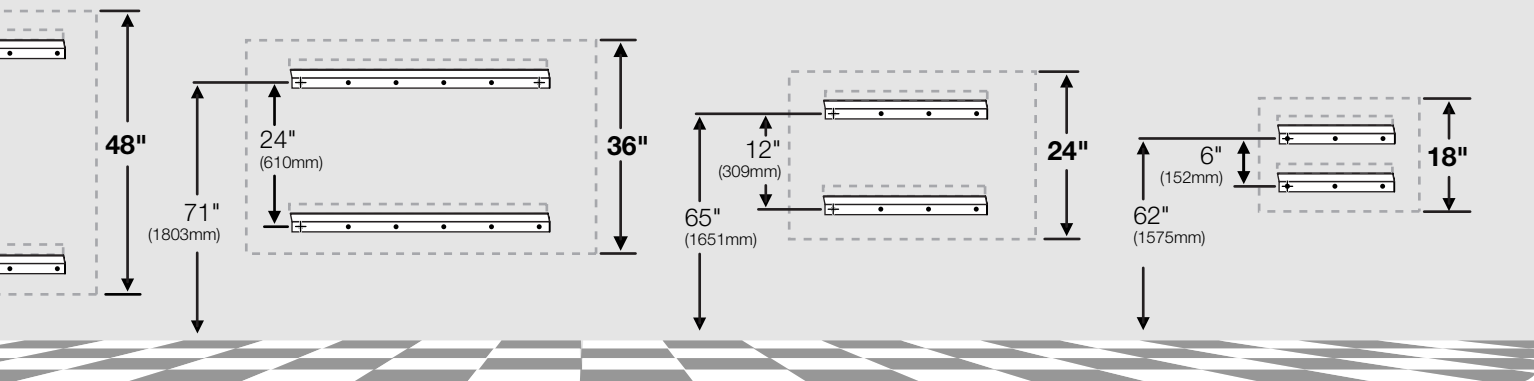
Quantity of Boards

Model #

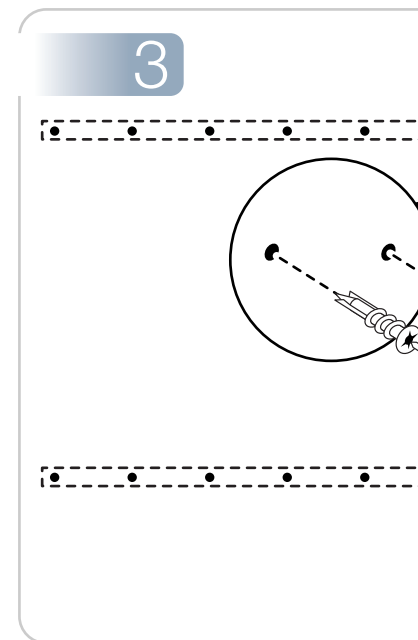
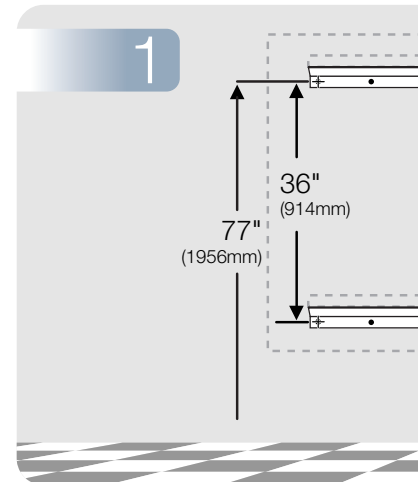
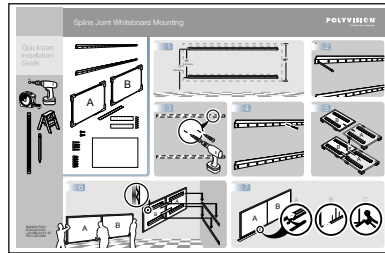
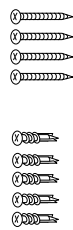
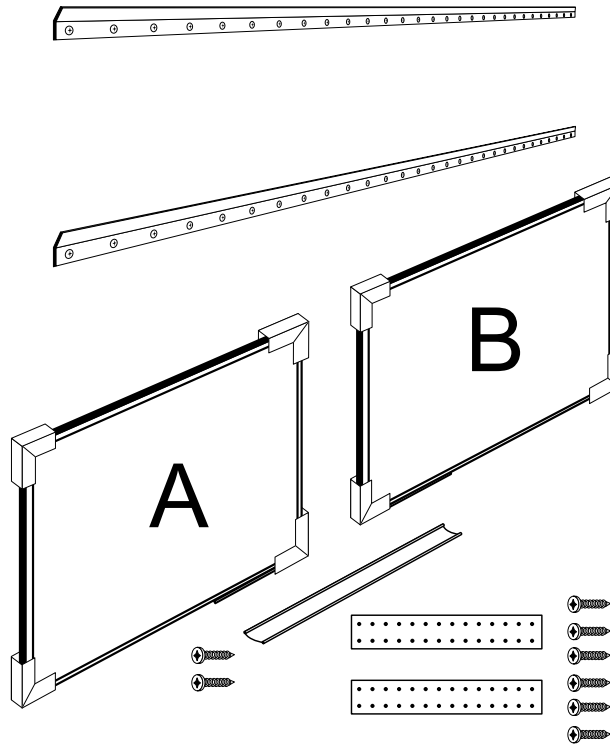
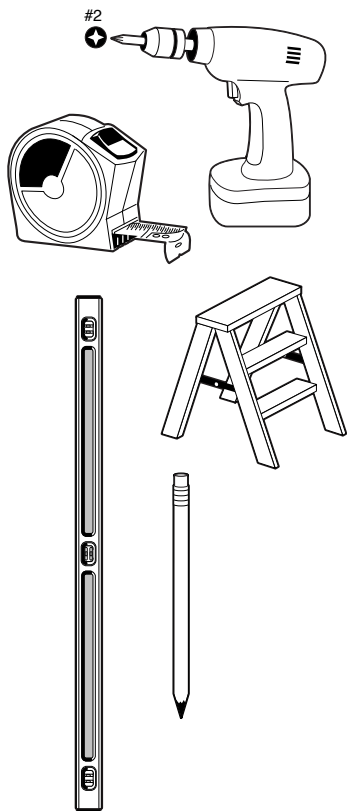
Quickstart Installation Guide



Contact PolyVision:
800.620.POLY
678.542.3100
+32.(0)89.32.31.30
PN C-WTM

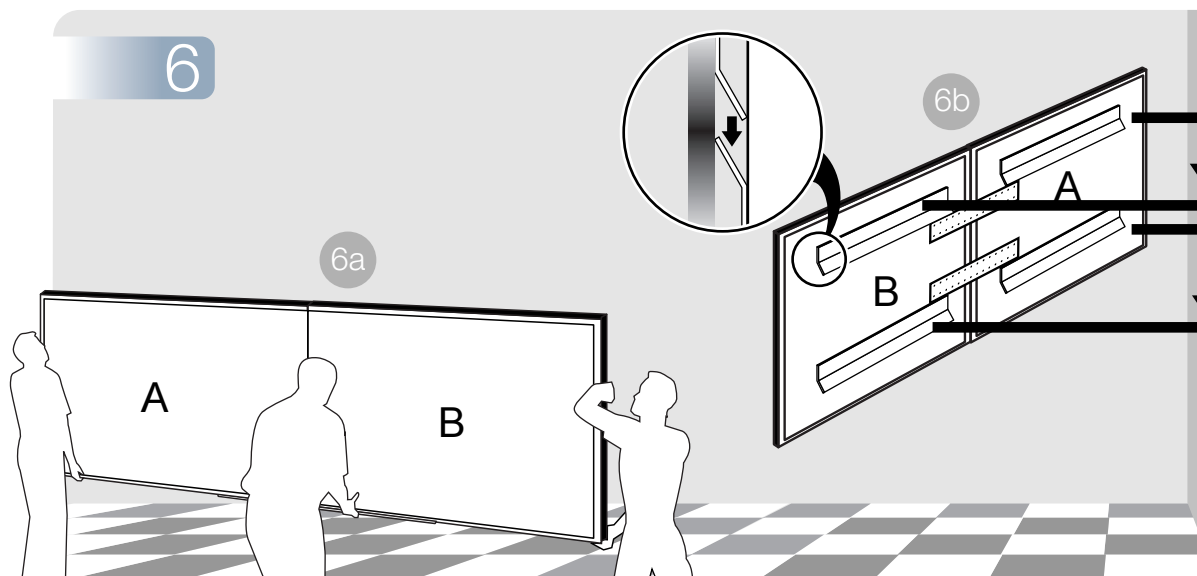


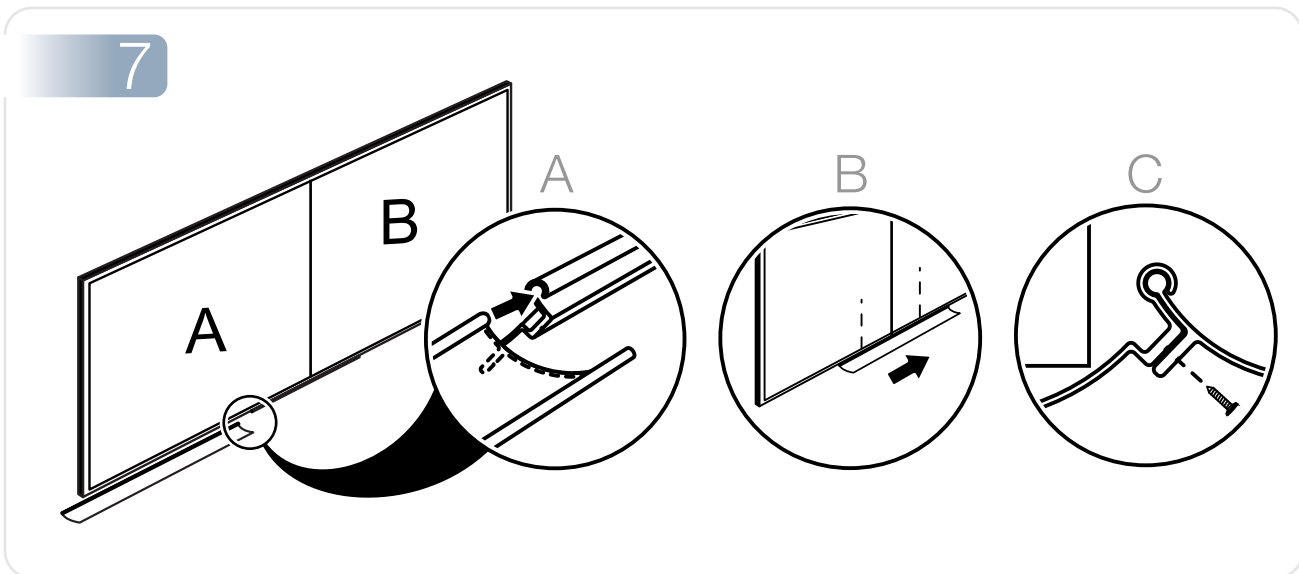
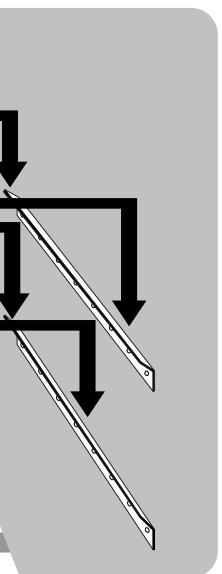
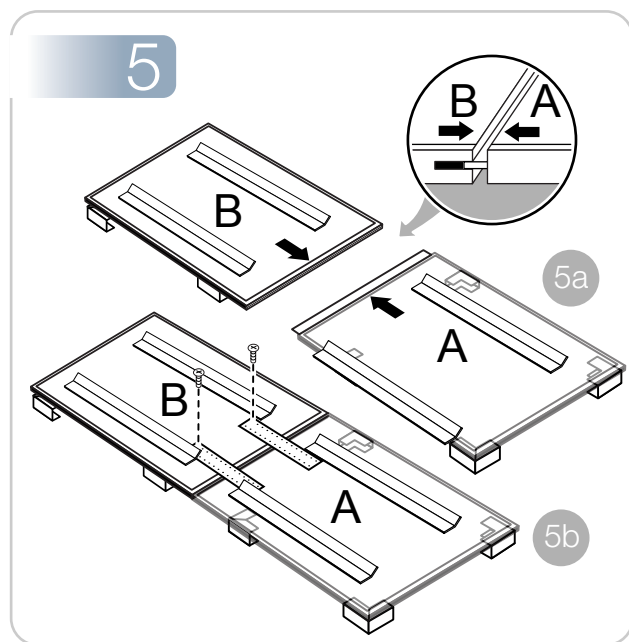
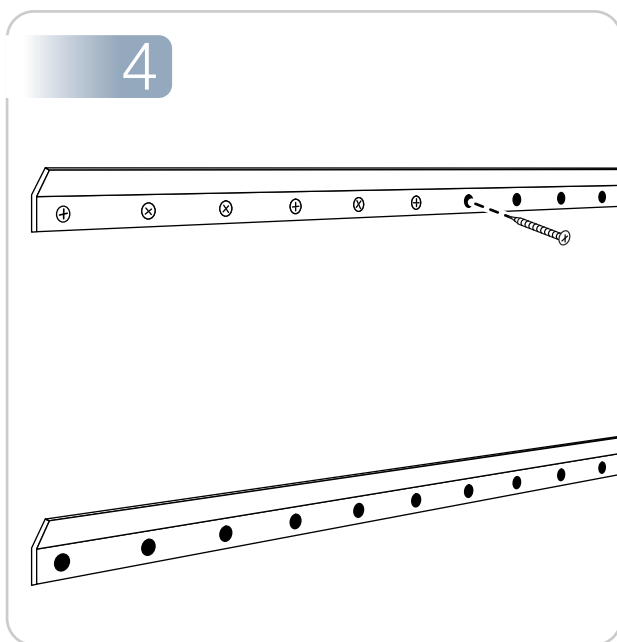
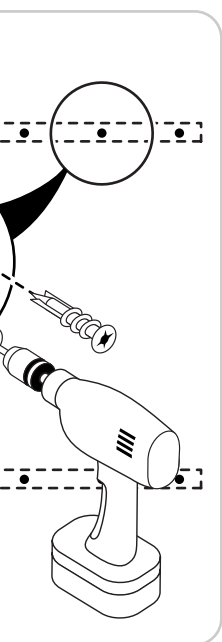
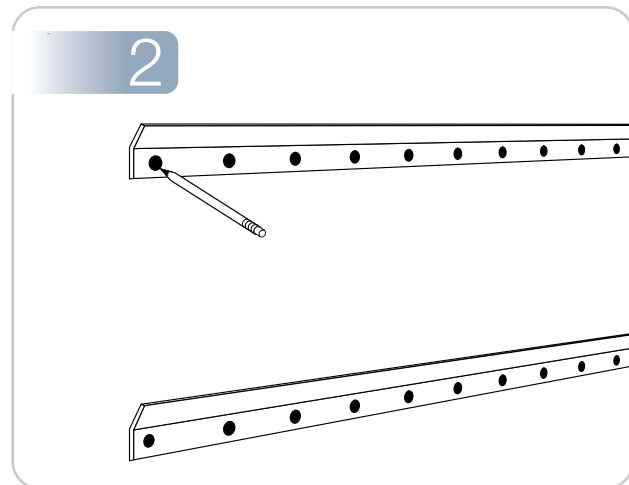
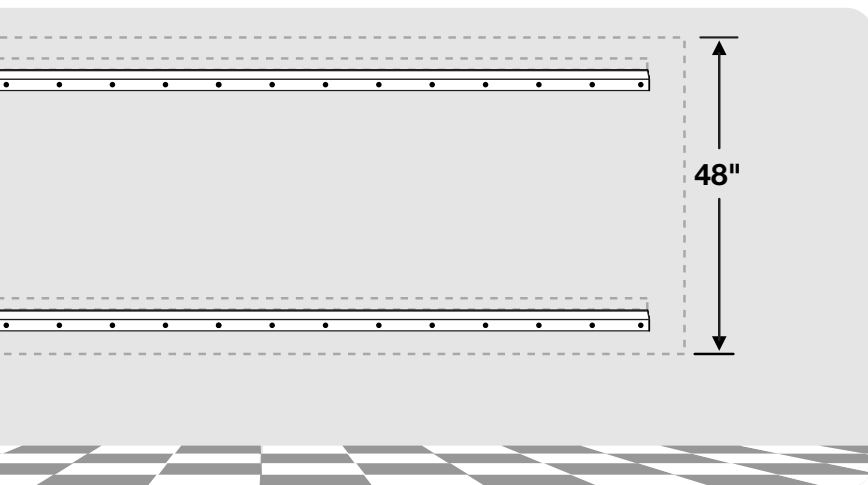
Quickstart Installation Guide



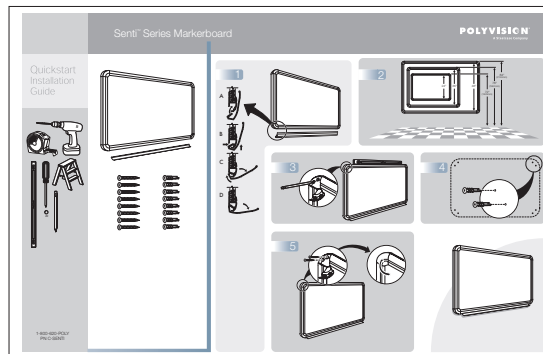
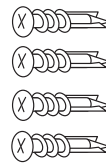
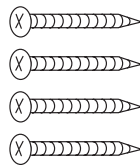
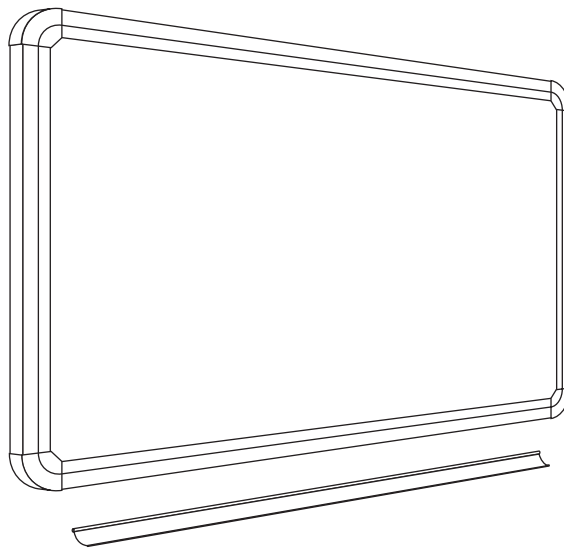
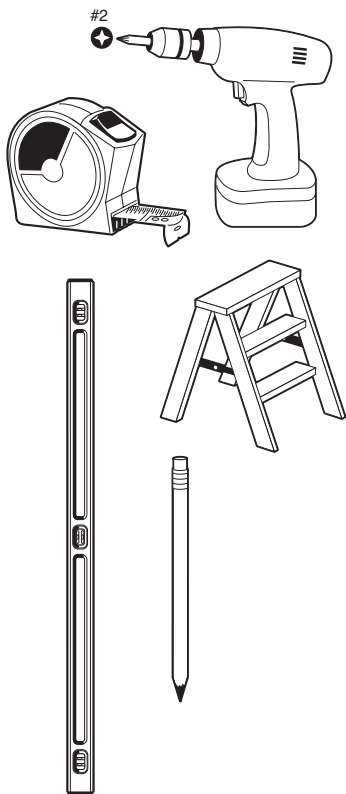
Contact PolyVision:

800.620.POLY
678.542.3100
+32.(0)89.32.31.30
PN C-SPLWM





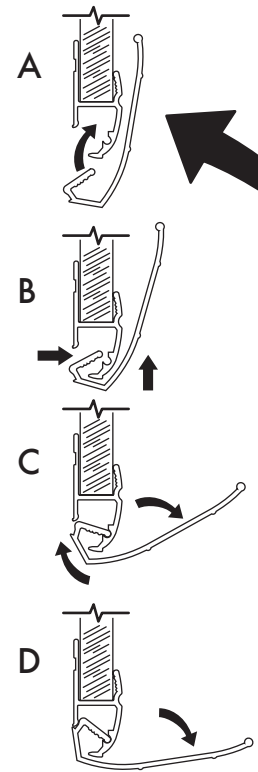
Quickstart Installation Guide

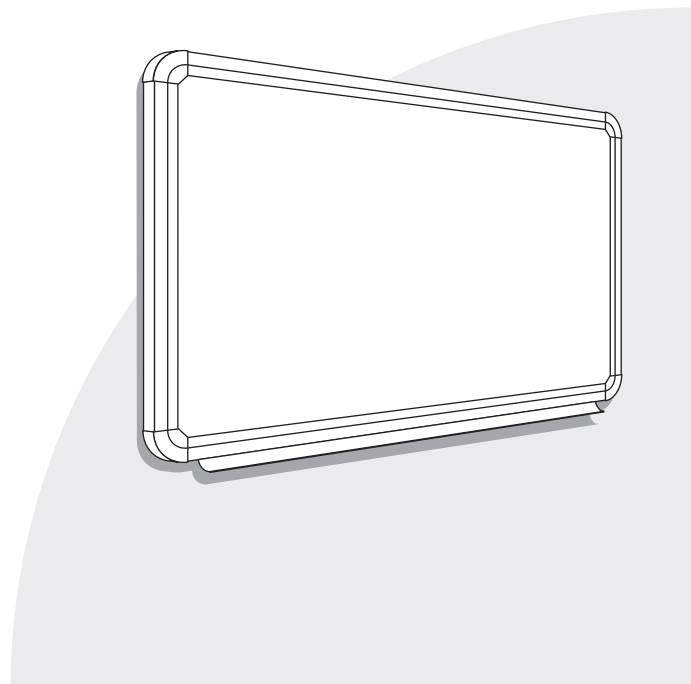
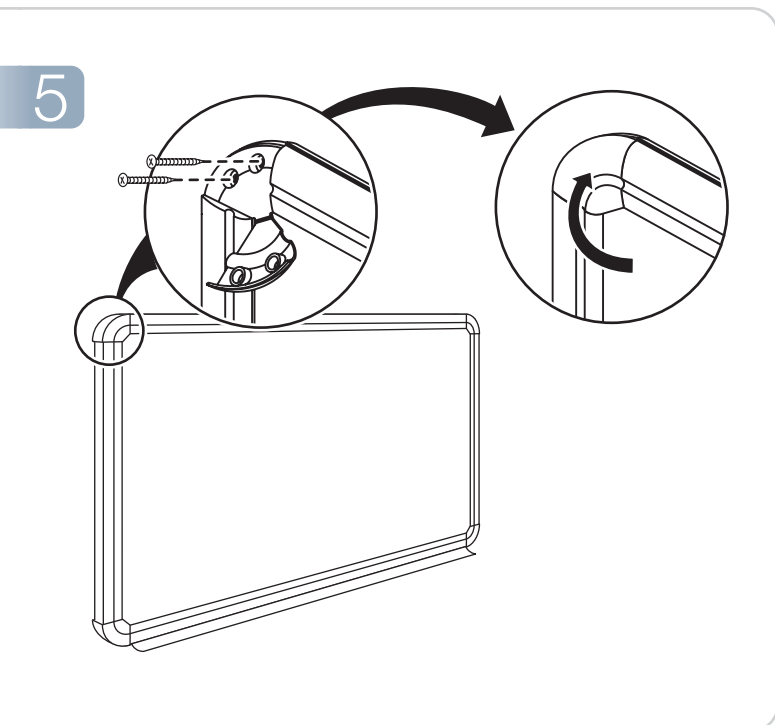
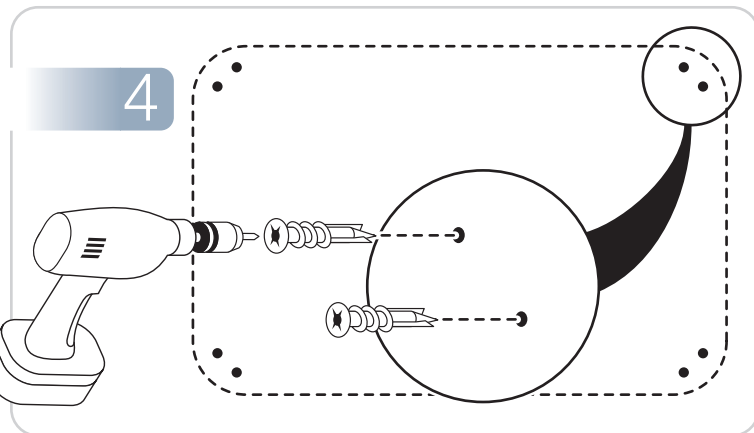
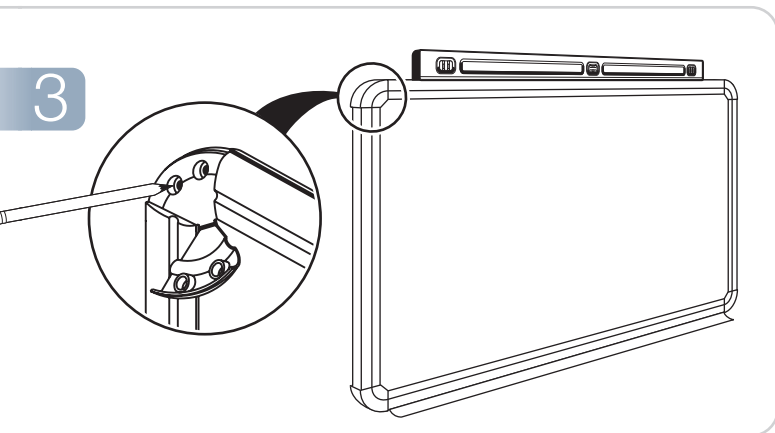
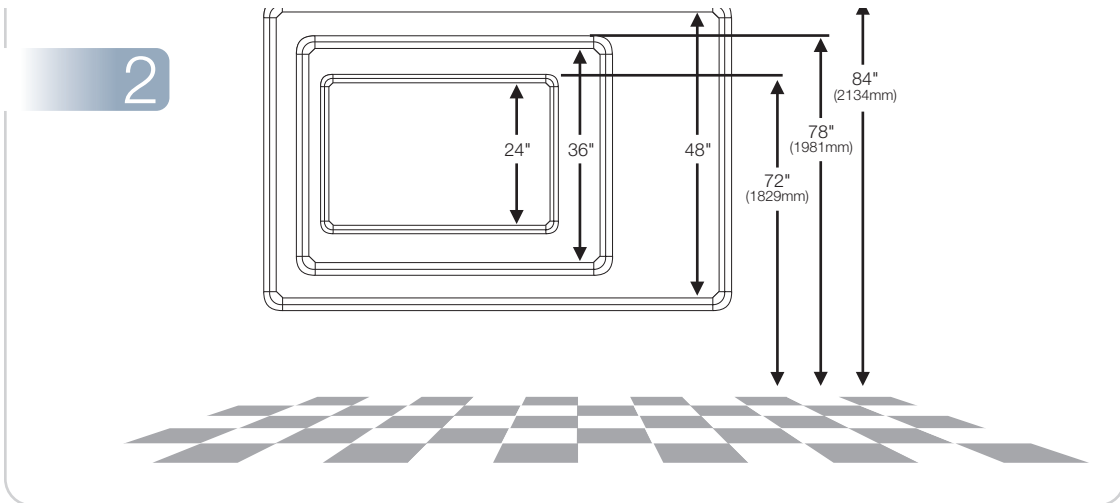



Contact PolyVision:

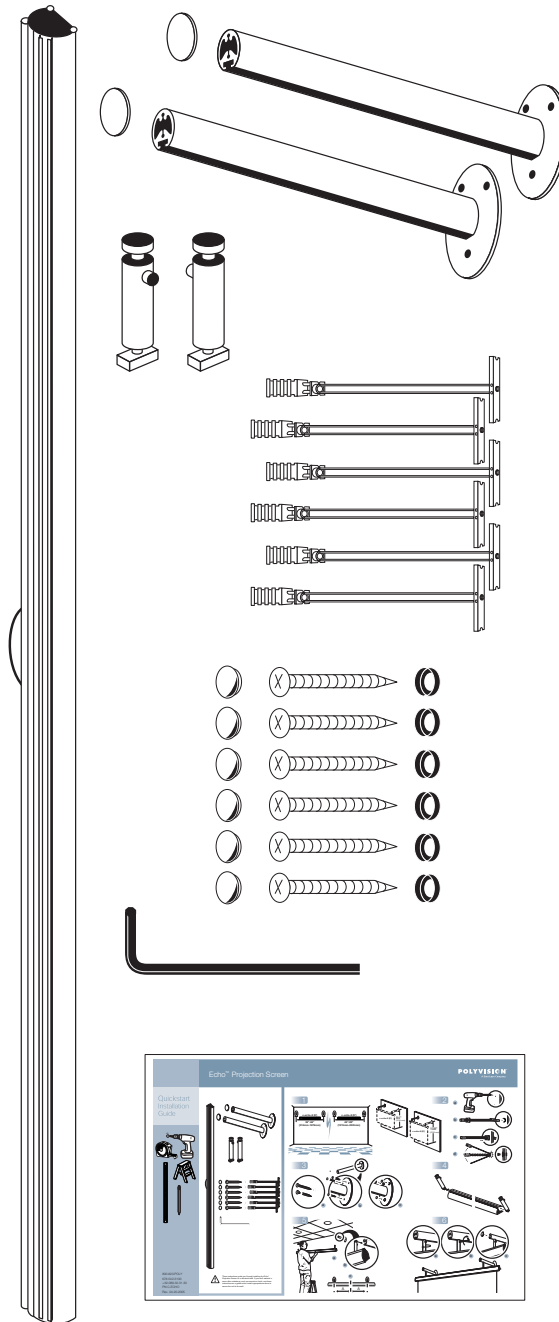
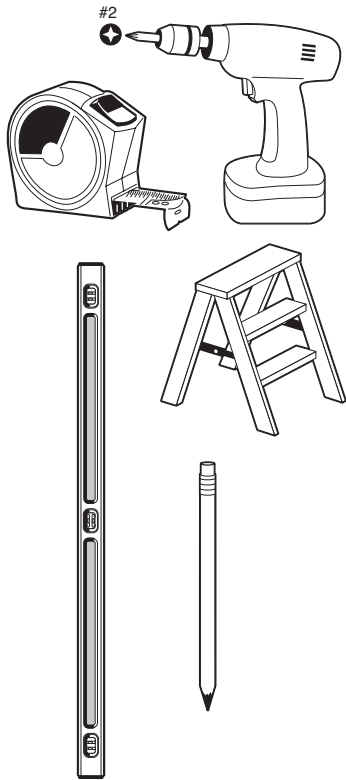
800.620.POLY
678.542.3100
+32.(0)89.32.31.30
PN C-SENTI

1





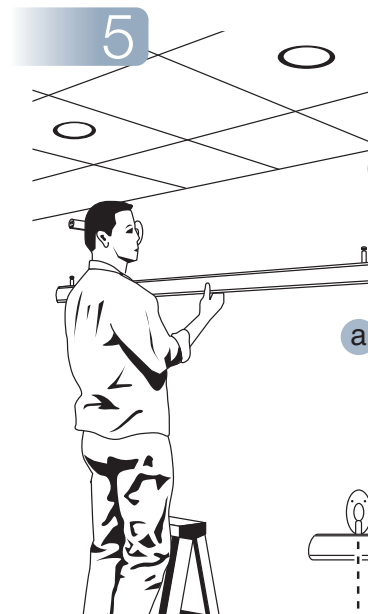
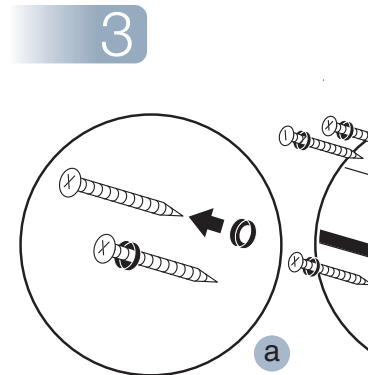
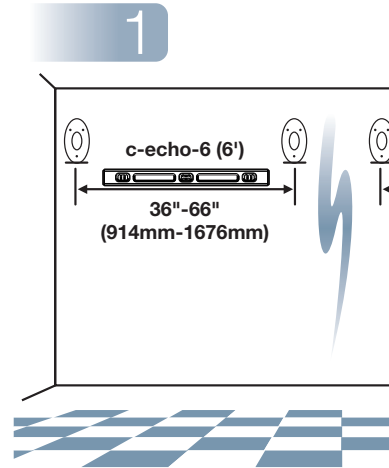
Quickstart Installation Guide

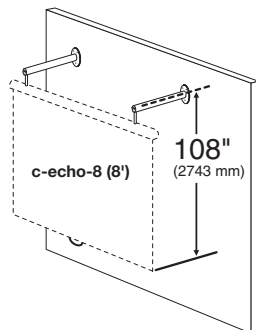
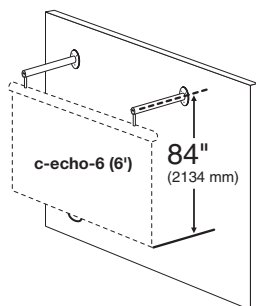
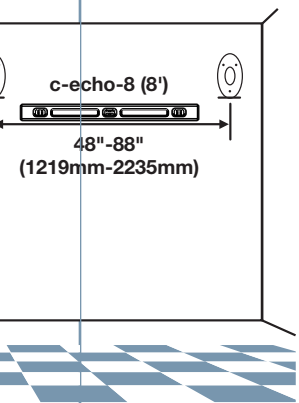


These instructions guide you through installing the Echo™ Projection Screen on a sheetrock wall. If your wall material is some other substance, such as concrete or brick, use these instructions as a guideline but install appropriate anchors to secure the unit to the wall.

Contact PolyVision:

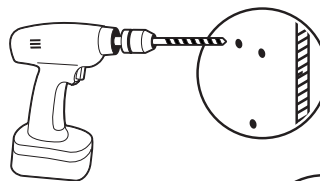
800.620.POLY
678.542.3100
+32.(0)89.32.31.30
PN C-ECHO



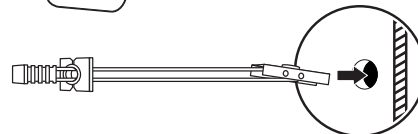


2

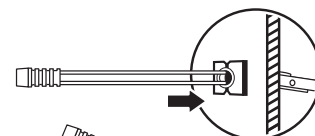
a



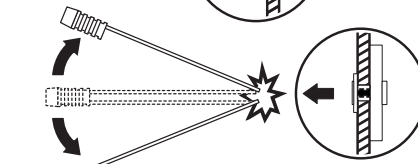
b



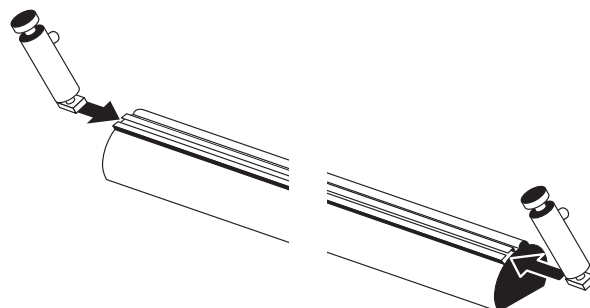
c



d

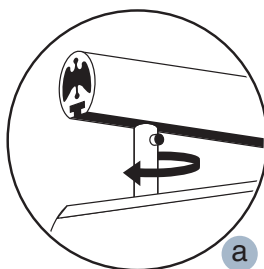


4

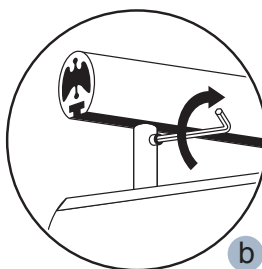


6


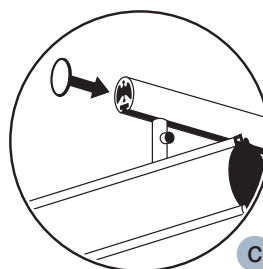
a



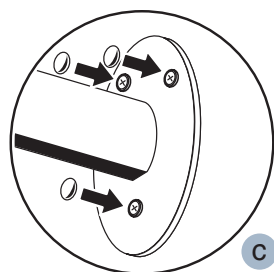
b



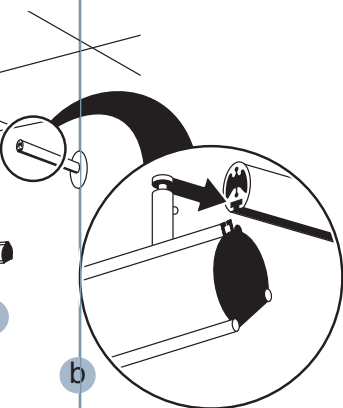
c



b

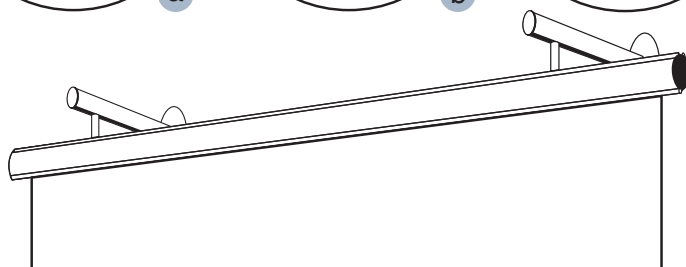
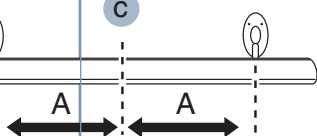


c

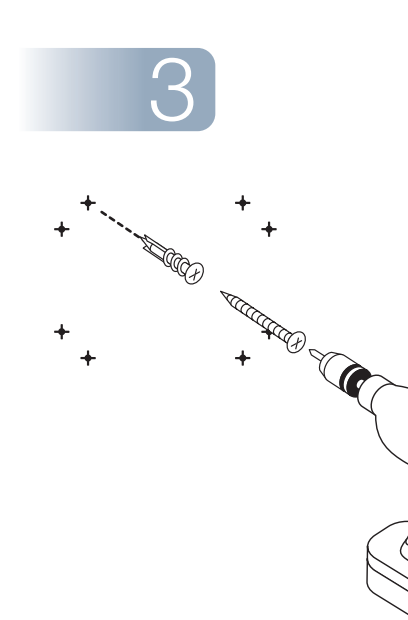
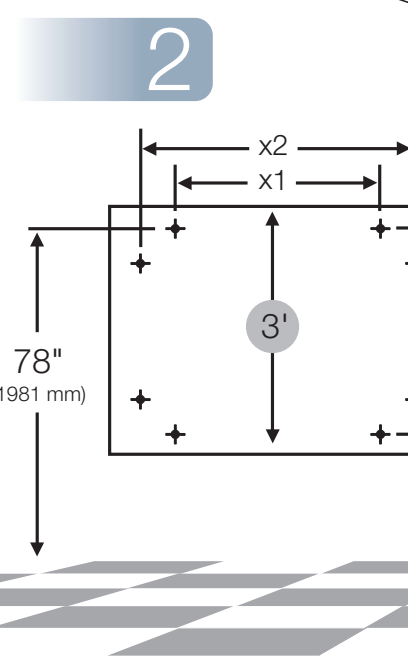
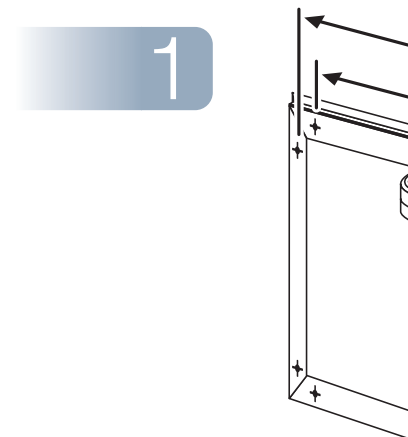
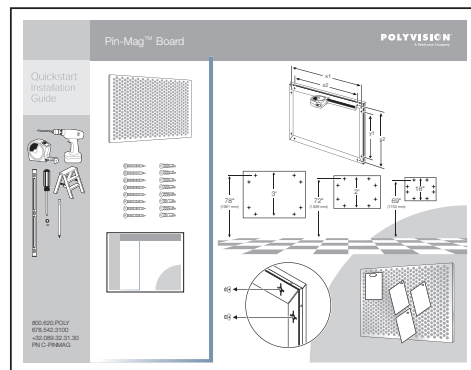
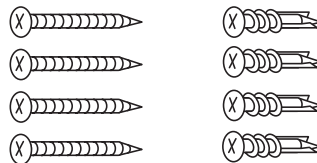
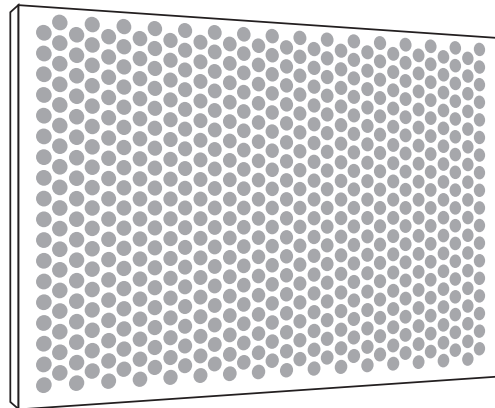
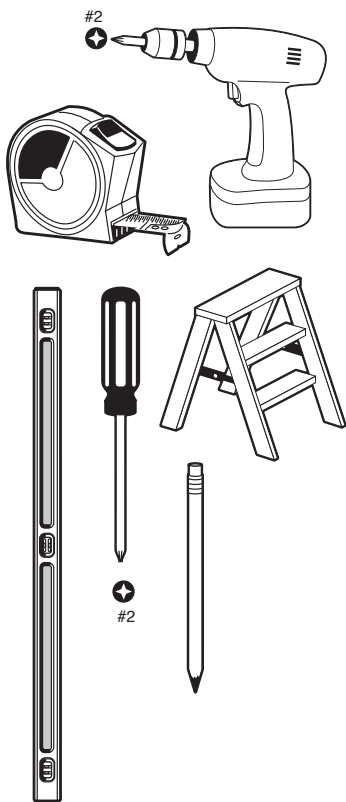


b

c

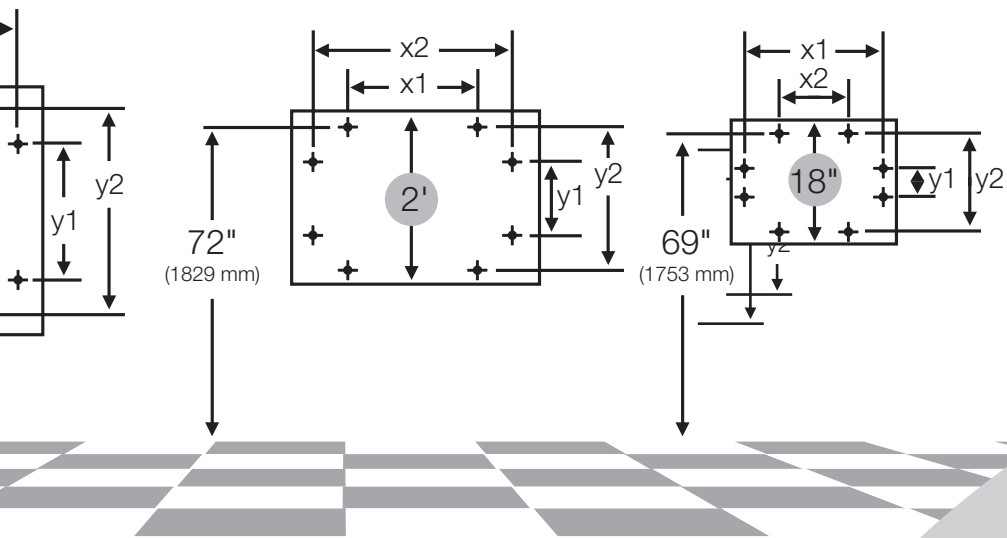
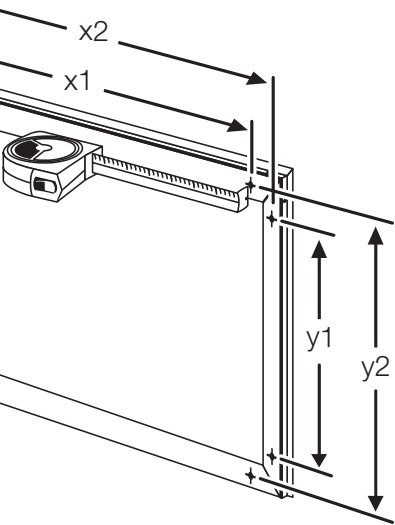


Quickstart Installation Guide


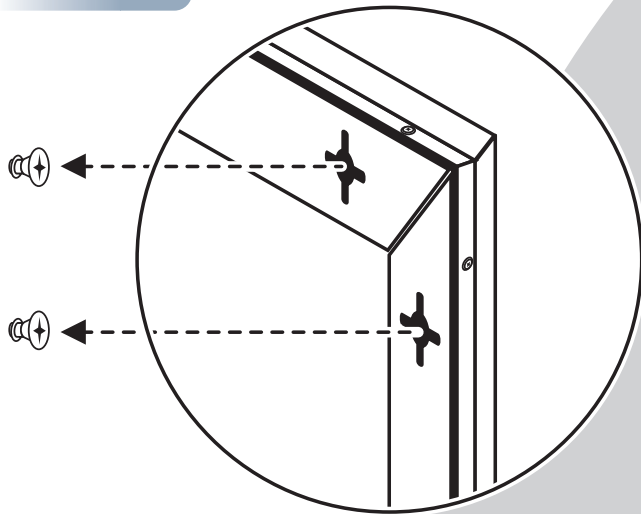


Contact PolyVision:

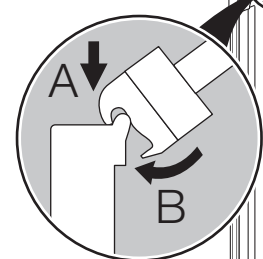
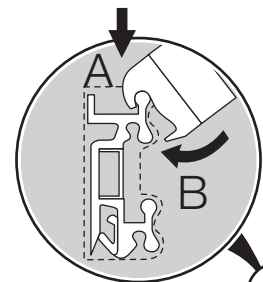
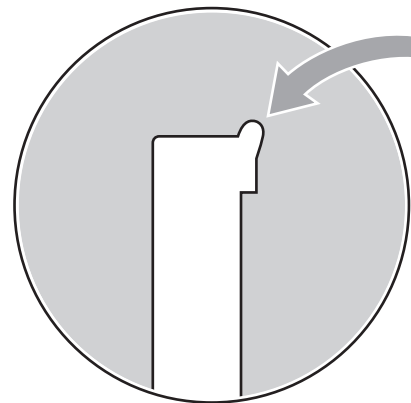
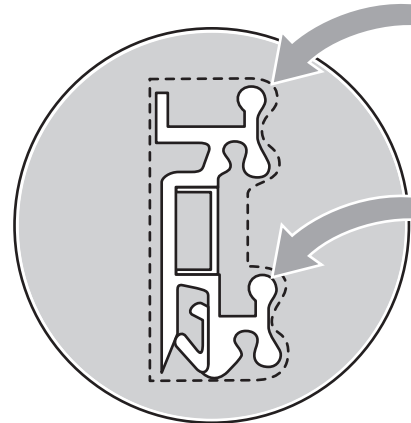
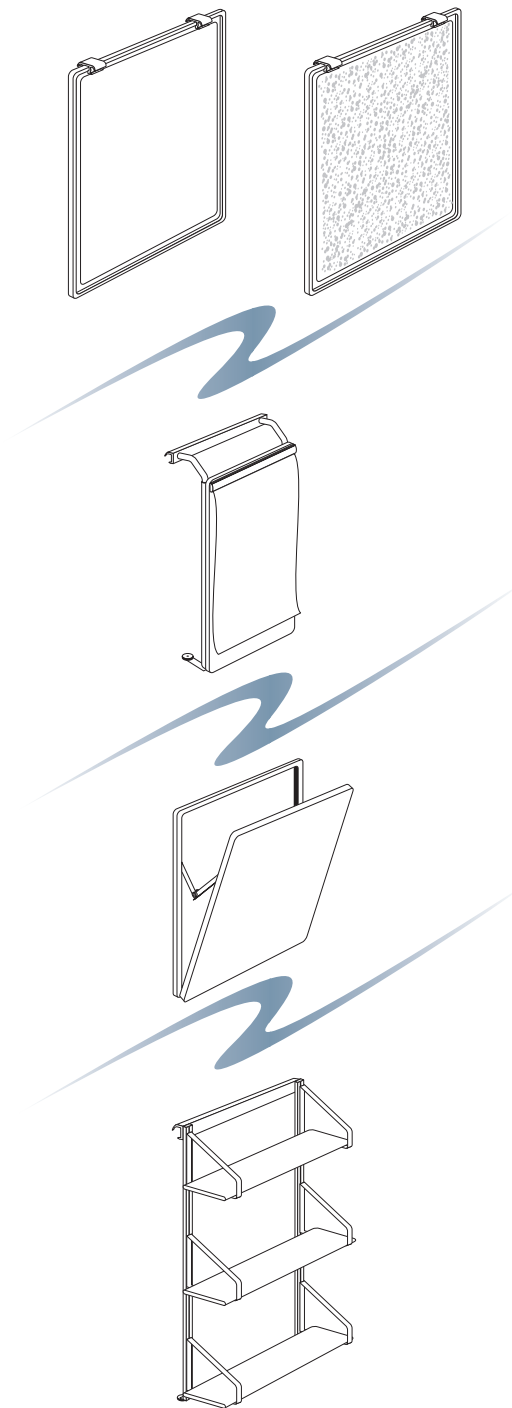
800.620.POLY
678.542.3100
+32.(0)89.32.31.30
PN C-PINMAG



4

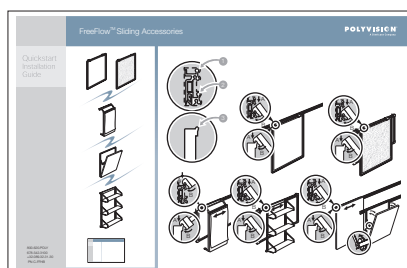


Quickstart Installation Guide



Contact PolyVision:

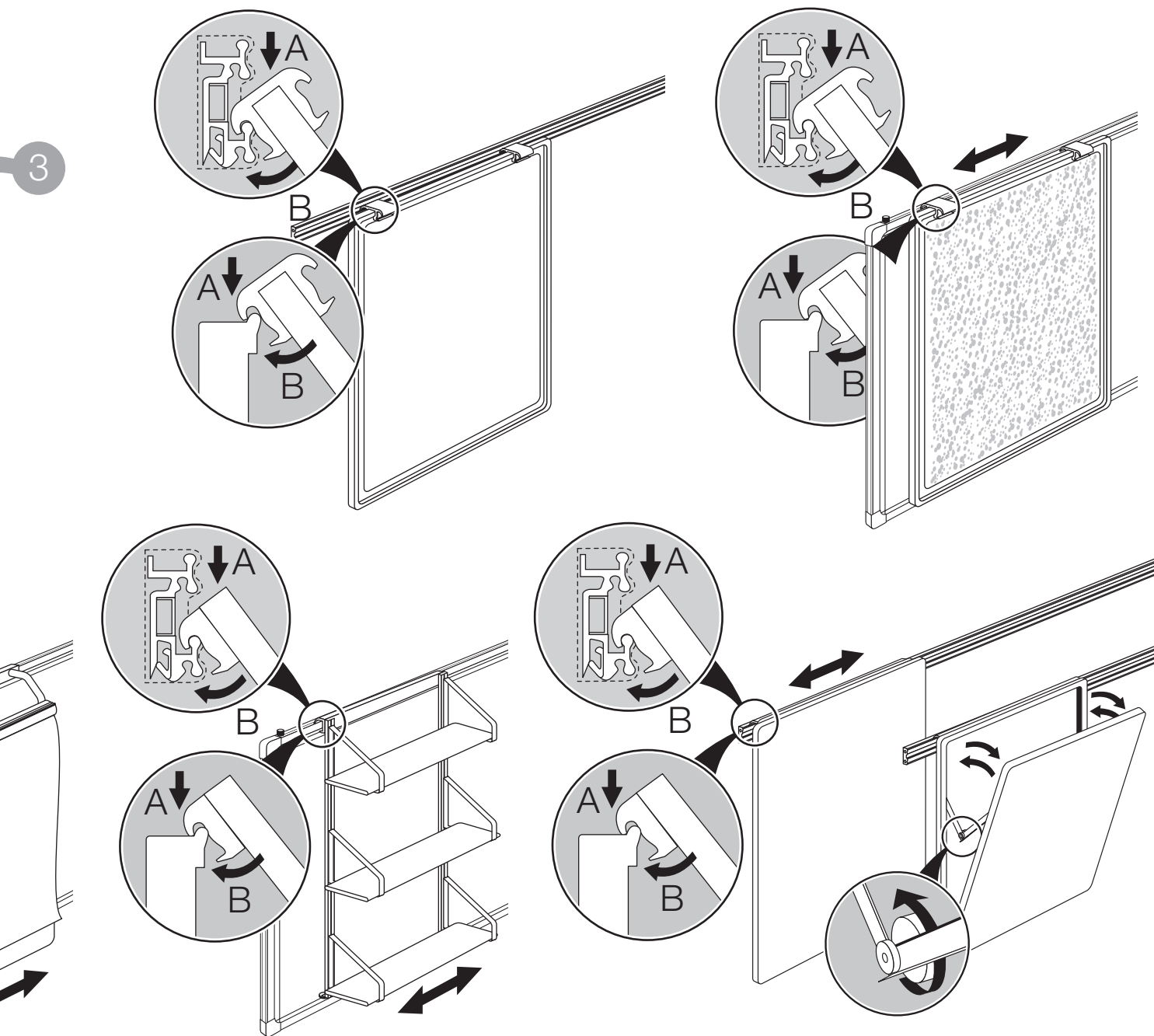
800.620.POLY
678.542.3100
+32.(0)89.32.31.30
PN C-FFHB



1

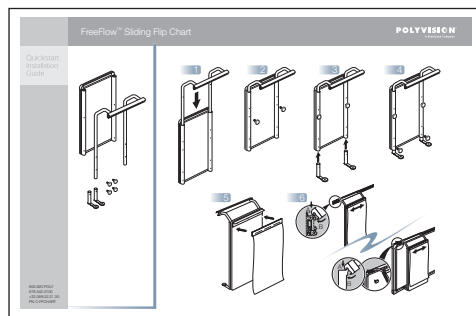
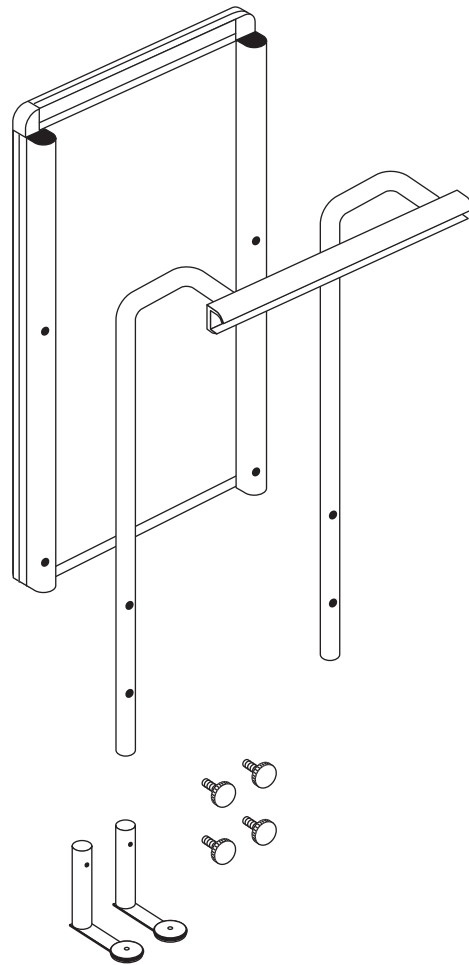
2

3



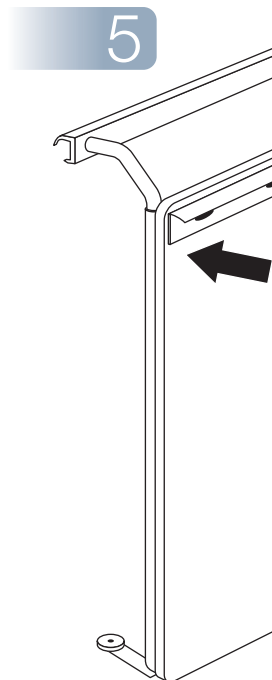
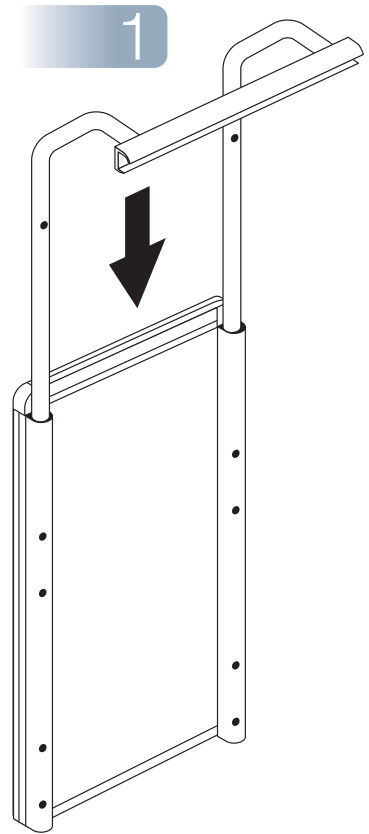
FreeFlow™ Sliding Flip Chart

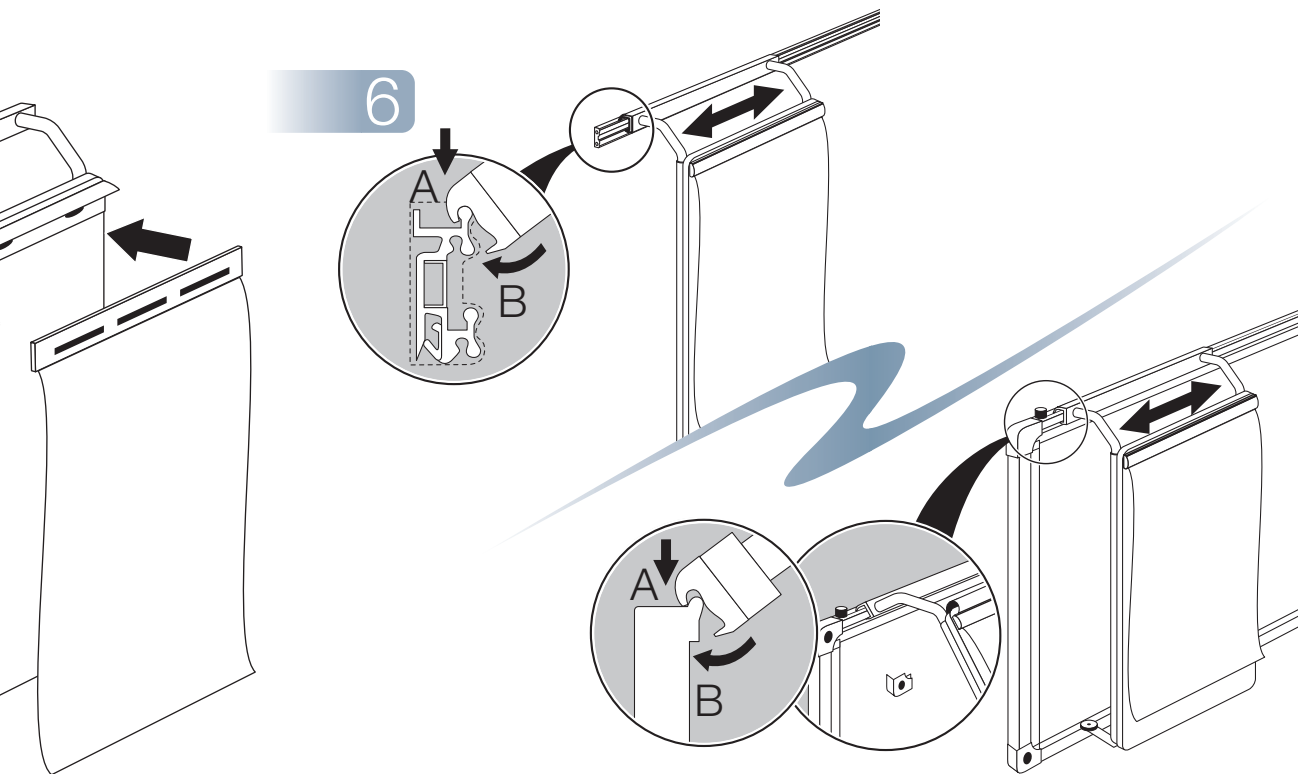
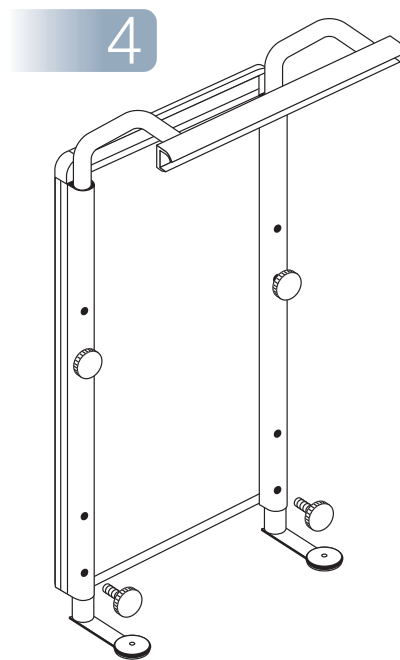
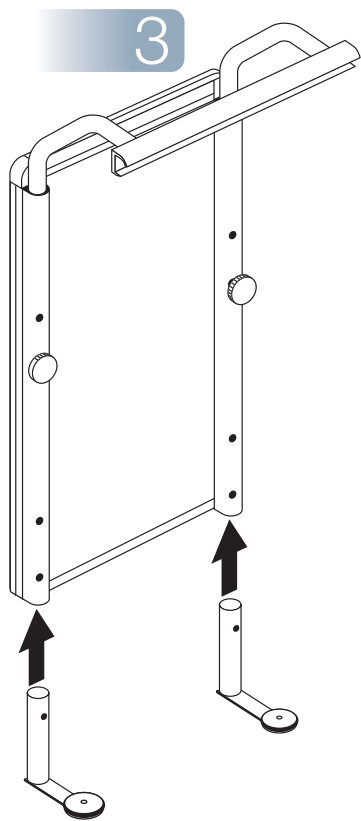
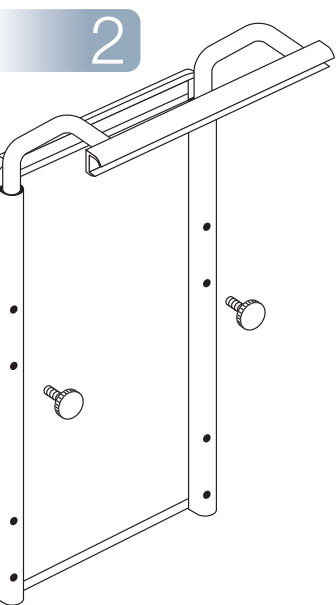
Quickstart Installation Guide



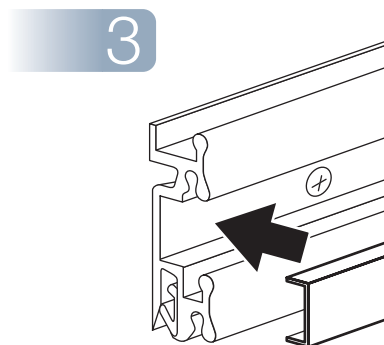
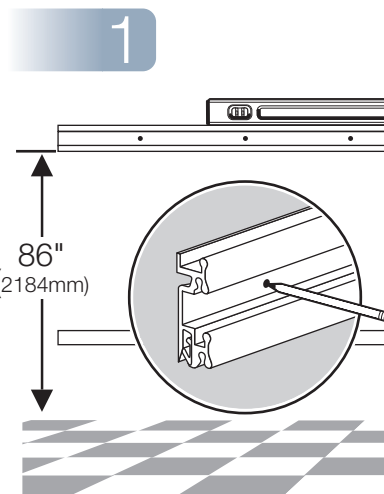
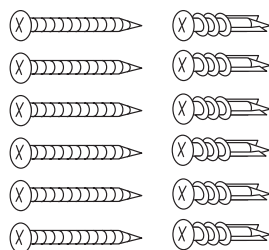
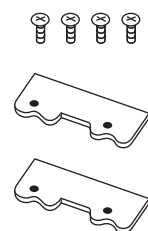
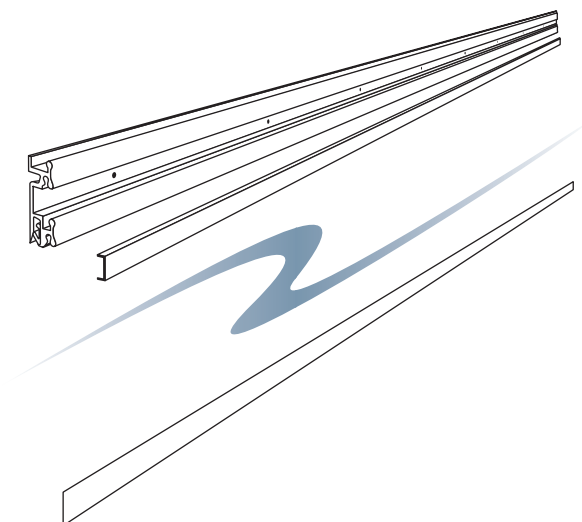

Contact PolyVision:

800.620.POLY
678.542.3100
+32.(0)89.32.31.30
PN C-FFCHART



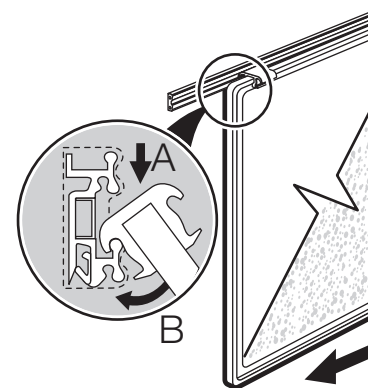
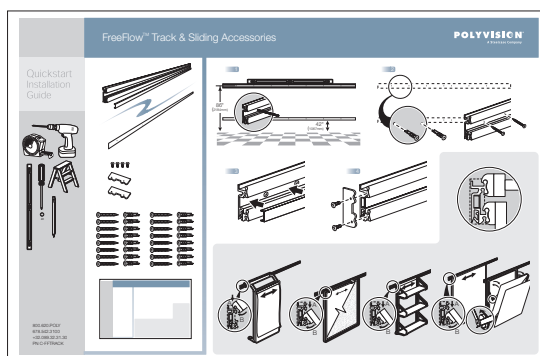


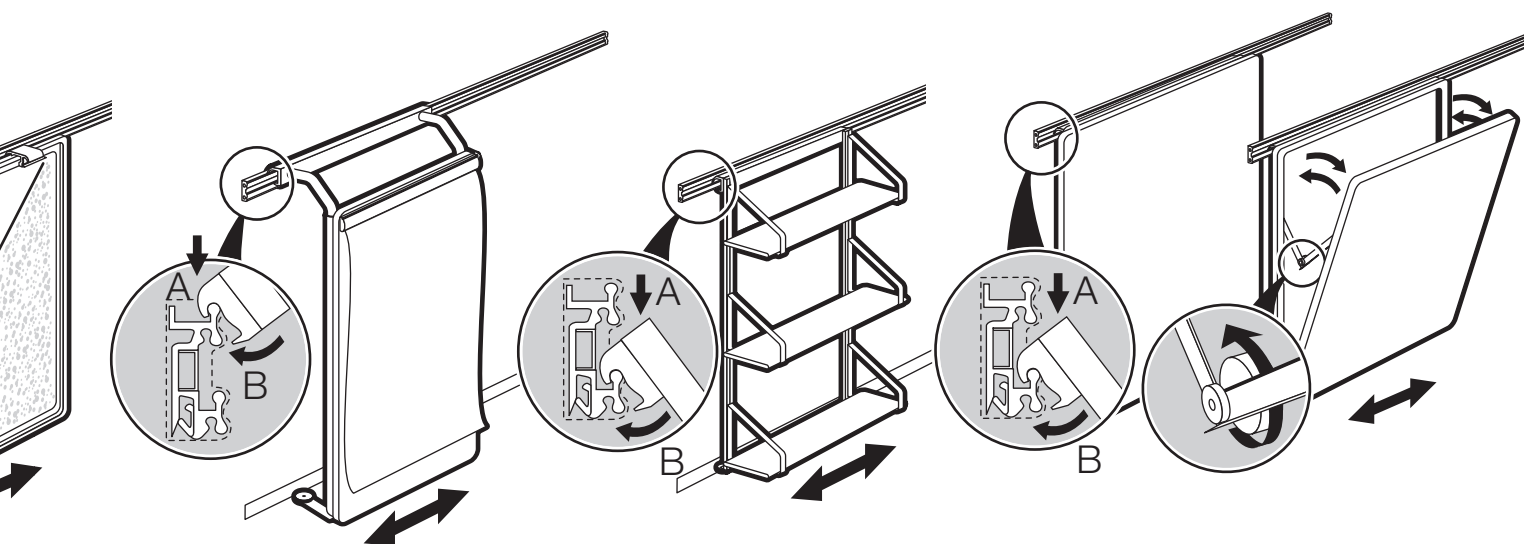
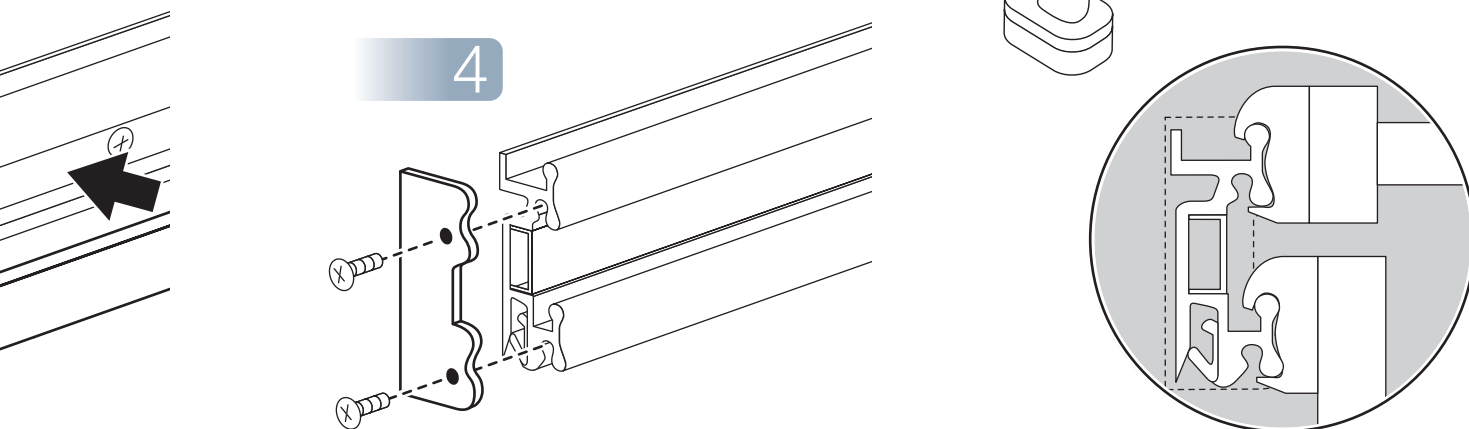
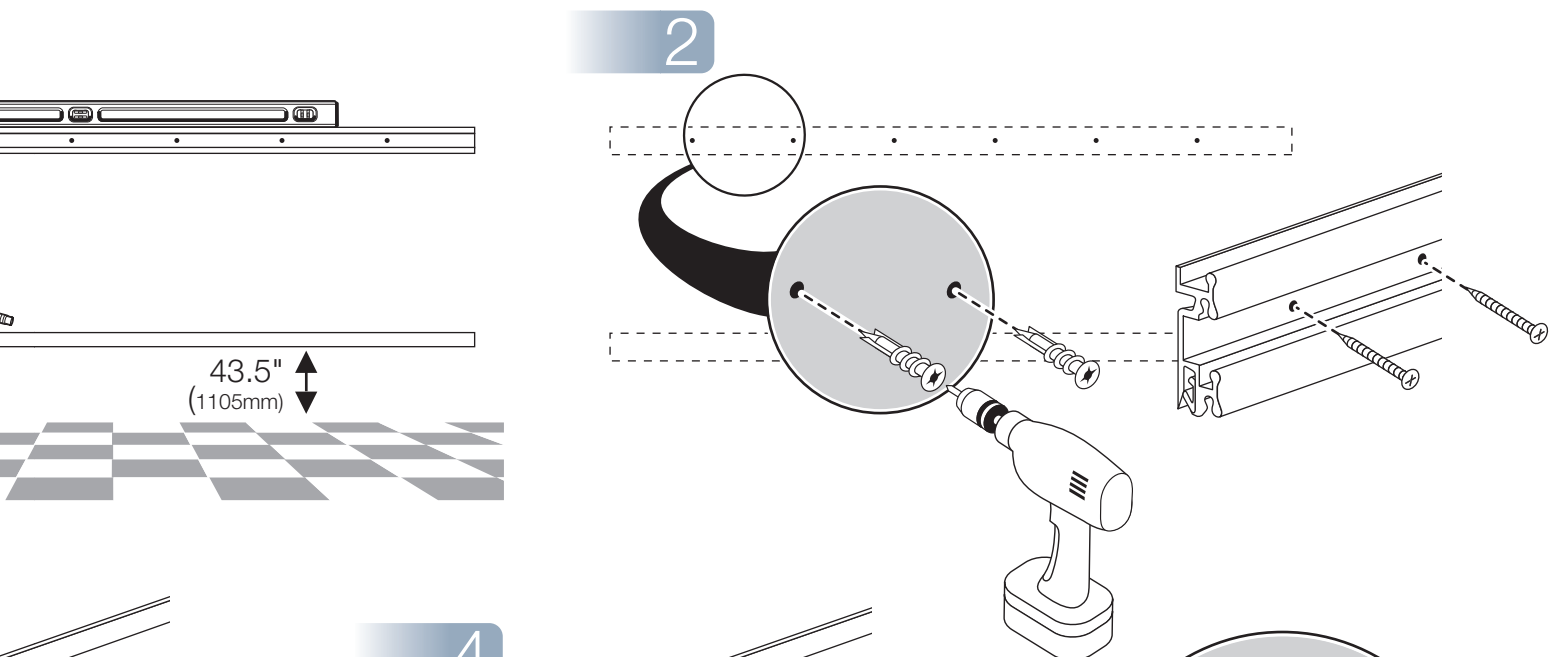
Quickstart Installation Guide




Contact PolyVision:

800.620.POLY
678.542.3100
+32.(0)89.32.31.30
PN C-FFTRACK






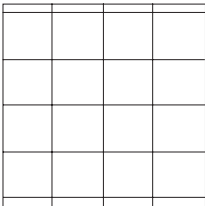
Screenprinting Options



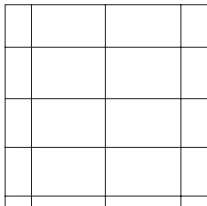
S100
P3 White



S101
Circular dots at 2"
intervals



S102
2"x2" Grid pattern



S103
6"x3" Spreadsheet
pattern

Markerboards

Markerboards are available in white highgloss *P³ ceramicsteel[®]*. Optional silkscreen patterns are available to provide a guide for writing or drawing. Silkscreen is not visible at a distance of three (3) feet (0.9 meters).

Silkscreen Options for Markerboards

Custom silkscreening is available, including corporate logos. Please contact PolyVision Customer Service for artwork requirements and pricing at 1.800.620.POLY (1-800-620-7659).

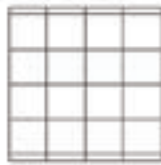
P³ ceramicsteel® Options



S100 High Gloss White P³



S101 White P³ Circular Dot Pattern 2"



S102 White P³ Grid Pattern 2"



S103 White P³ Spreadsheet Pattern 6"x3"

Metal Trim Finishes



T010 Satin Anodized Aluminum



T020 Champagne Gold



T030 Platinum Silver



T040 Black



4798 Sterling

Wood Trim Finishes



T412 Natural Cherry on Cherry (3412)



T422 Medium Cherry on Cherry (3422)



T572 Amber on Maple (3572)



T582 Winter on Maple (3582)



T592 Blonde on Maple (3592)



T712 Natural Walnut on Walnut (3712)



T772 Medium Mahogany on Walnut (3772)

Session™ Series only



T101 Red Oak, Light



T102 Red Oak, Medium



T103 Red Oak, Dark

Tack Fabric



S201 Blue Green (Brunswick) 6307-402



S202 Neutral (Gimlet) 6505-101

There may be variation in color, texture, and finish between this sample and the actual product.

To reorder, contact your local sales office, your dealer, or call 1.800.620.POLY

PolyVision Corporation

1.800.620.POLY
678.542.3100
+32 (0)89 32 31 30

info@polyvision.com
www.polyvision.com/cs

PolyVision Corporation reserves the right to make changes in product design, construction, or detail, and to discontinue any product or material without notice.

©2006 PolyVision Corporation. All rights reserved. PolyVision and CopyCam are registered trademarks of PolyVision Corporation. "Access," "Denska," "Edge," "Echo," "FreeFlow," "Mistic," "Senti," "Pin-Mag," and "Session," are trademarks of PolyVision Corporation. "P² ceramicsteel," and "CopyCam" are registered trademarks of PolyVision Corporation. "Huddleboard," and "RoomWizard" are trademarks of Steelcase. All others are trademarks or registered trademarks of their respective companies.

POLYVISION®
A Steelcase Company

05-0000111
PLI_com spec_1205