

LINEAR-4 CANOPY

CODE CP-LIN-4-[add metal finish code]	DESIGNER Jeremy Pyles	DATE 2008	SERIES Linear Series
--	--------------------------	--------------	-------------------------



LINEAR-4 CANOPY IN BRUSHED STAINLESS WITH STAMEN GLASS IN CHOCOLATE

Less is more. But sometimes having more isn't so bad either.

The LINEAR CANOPY allows you to combine any 4 light fixtures. The color, shape and drop length are up to you making each installation unique.

1. CHOOSE THE CANOPY metal FINISH

Brushed Stainless (BS), Polished Stainless (PS), Architectural Bronze (AB), Antique Brass (AN), Matte Black (MB) or White (WH)

2. CHOOSE THE GLASS SHAPE/COLOR

Recommended shapes: All Niche Modern pendants except Terra.

(Please use Linear-4-LG for Terra pendants)

3. INSTALL


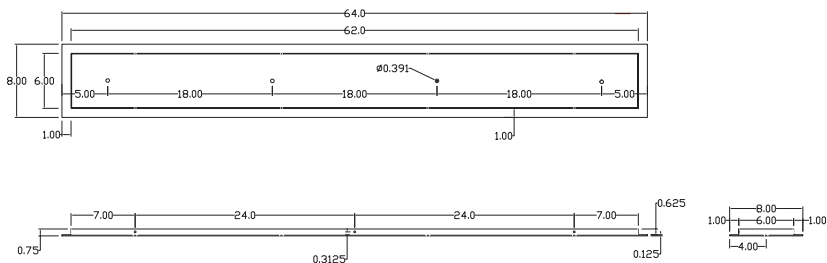
Cord lengths are field adjustable, to create a custom grouping of fixtures.

LEAD TIME

Allow approximately 4 - 6 weeks for production. Call for details.

DIMENSIONS

8 x 64 x .75"



LINEAR-4 CANOPY WITH HEIGHT ADJUSTING TENSION GRIPS

CLIENT INFO			
CLIENT	PROJECT	ROOM	PLACEMENT
PREPARED BY	COMPANY	PHONE	EMAIL
APPROVED BY	DATE		

LINEAR-4 CANOPY

CODE CP-LIN-4-[add metal finish code]	DESIGNER Jeremy Pyles	DATE 2008	SERIES Linear Series
--	--------------------------	--------------	-------------------------



LINEAR-4 CANOPY IN BRUSHED STAINLESS WITH AURORA GLASS IN GRAY



LINEAR-4 CANOPY IN BRUSHED STAINLESS WITH MINARET GLASS IN CRIMSON

LINEAR-4-LG CANOPY

CODE CP-LIN-4-LG-[add metal finish code]	DESIGNER Jeremy Pyles	DATE 2008	SERIES Linear Series
---	--------------------------	--------------	-------------------------



LINEAR-4-LG CANOPY IN BRUSHED STAINLESS WITH TERRA GLASS IN AMBER

Less is more. But sometimes having more isn't so bad either.

For larger pendants like the Niche Modern Terra fixture, the LINEAR CANOPY is available in larger dimensions.

1. CHOOSE THE CANOPY metal FINISH

Brushed Stainless (BS), Polished Stainless (PS), Architectural Bronze (AB),
Antique Brass (AN), Matte Black (MB) or White (WH)

2. CHOOSE THE GLASS SHAPE/COLOR

Recommended for Terra or other pendants over 13" in diameter.

3. INSTALL


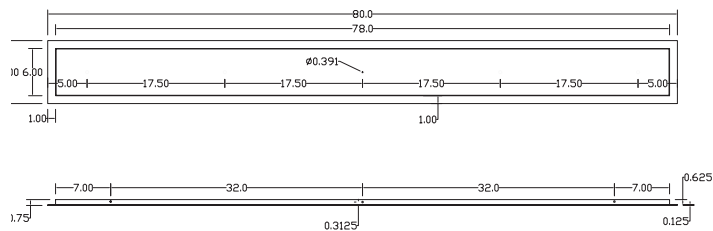
Cord lengths are field adjustable, to create a custom grouping of fixtures.

LEAD TIME

Allow approximately 4 - 6 weeks for production. Call for details.

DIMENSIONS

Linear-4-LG - 8 x 80"



LINEAR-4-LG CANOPY WITH HEIGHT ADJUSTING TENSION GRIPS