


Soho


Series



SOHO L.



SOHO M.



SOHO S.


Companion Luminaires



Soho Series
APCL-300
p. 46-47
"Architectural Plaster"




Fredonia Series
AWWS-400
p. 4-7
"Architectural Wood"



Fredonia Series
AWCL-500
p. 40-41
"Architectural Wood"





APWS-105.01

Soho S.

Designer - Didier Cornille

- NP
- MW
- SW
- RD
- BL
- OL
- EB
- SG
- SM
- PG
- PM
- CG
- CM

• Mounting

Wall mount on octagonal J-Box (4x4)

• Material

Fibre Reinforced Plaster™ and Polyester Film

• Lamp type (lamp not included)



CFS28W GR10q-4
Compact Fluorescent, Square 2D, 4-Pin

• Voltage and Ballast

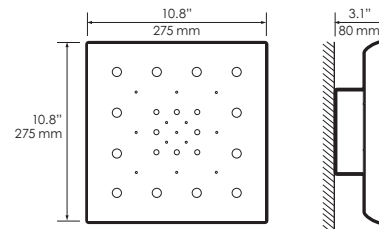
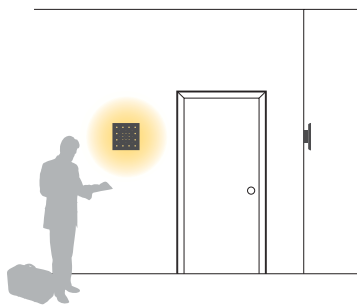
- All our fluorescent lighting fixtures are available in 120 or 277 Volts
- All our ballasts are electronic and are less than 10% THD
- For 347 Volt ballast, please consult the factory
- For electronic dimming ballast, please consult the factory

• Dimensions (Length x Height x Depth)

10.8" x 10.8" x 3.1"

• Weight

5.5 lbs.



HOW TO SPECIFY

SERIES	MODEL#	LAMP TYPE	VOLTAGE	FINISH
APWS	105.01	→ _____	→ _____	→ _____
		CFS28W	120 = 120 Volts 277 = 277 Volts	NP = NATURAL PLASTER SG = SILVER GLOSS MW = MATTE WHITE SM = SILVER MATTE SW = SATIN WHITE PG = PLATINUM GLOSS RD = RED PM = PLATINUM MATTE BL = BLUE CG = COPPER GLOSS OL = OLIVE CM = COPPER MATTE EB = EBONY
Architectural Plaster Wall Sconce				

APWS-105.02

Soho M.

Designer - Didier Cornille



- NP
- MW
- SW
- RD
- BL
- OL
- EB
- SG
- SM
- PG
- PM
- CG
- CM

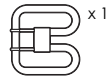
• Mounting

Wall mount on octagonal J-Box (4x4)

• Material

Fibre Reinforced Plaster™ and Polyester Film

• Lamp type (lamp not included)



CFS28W GR10q-4
Compact Fluorescent, Square 2D, 4-Pin



CFS38W GR10q-4
Compact Fluorescent, Square 2D, 4-Pin

• Voltage and Ballast

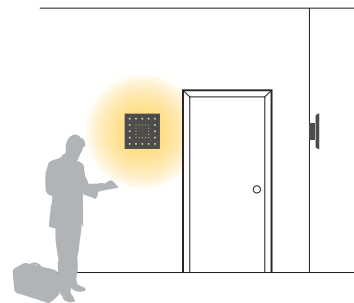
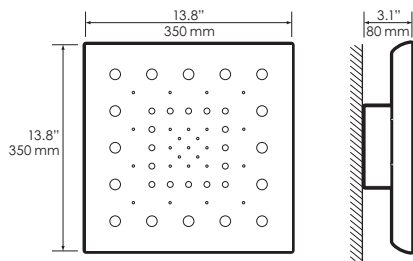
- All our fluorescent lighting fixtures are available in 120 or 277 Volts
- All our ballasts are electronic and are less than 10% THD
- For 347 Volt ballast, please consult the factory
- For electronic dimming ballast, please consult the factory

• Dimensions (Length x Height x Depth)

13.8" x 13.8" x 3.1"

• Weight

7.3 lbs.



HOW TO SPECIFY

SERIES	MODEL#	LAMP TYPE	VOLTAGE	FINISH
APWS	105.02	→ _____	→ _____	→ _____
		CFS28W CFS38W	120 = 120 Volts 277 = 277 Volts	NP = NATURAL PLASTER SG = SILVER GLOSS MW = MATTE WHITE SM = SILVER MATTE SW = SATIN WHITE PG = PLATINUM GLOSS RD = RED PM = PLATINUM MATTE BL = BLUE CG = COPPER GLOSS OL = OLIVE CM = COPPER MATTE EB = EBONY
Architectural Plaster Wall Sconce				

APWS-105.03

Soho L.

Designer - Didier Cornille

- NP
- MW
- SW
- RD
- BL
- OL
- EB
- SG
- SM
- PG
- PM
- CG
- CM

Mounting

Wall mount on octagonal J-Box (4x4)

Material

Fibre Reinforced Plaster™ and Polyester Film

Lamp type (lamp not included)



CFS38W GR10q-4
Compact Fluorescent, Square 2D, 4-Pin

Voltage and Ballast

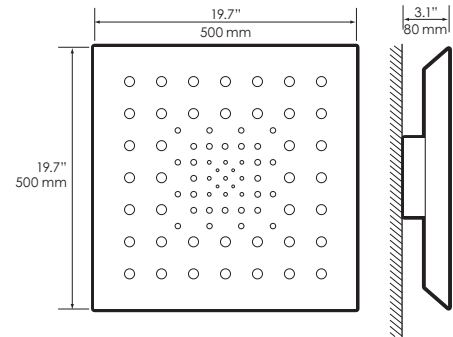
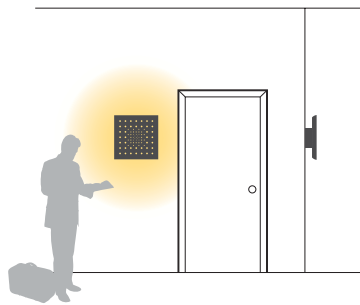

- All our fluorescent lighting fixtures are available in 120 or 277 Volts
- All our ballasts are electronic and are less than 10% THD
- For 347 Volt ballast, please consult the factory
- For electronic dimming ballast, please consult the factory

Dimensions (Length x Height x Depth)

19.7" x 19.7" x 3.1"


Weight

11.5 lbs.



HOW TO SPECIFY

SERIES	MODEL#	LAMP TYPE	VOLTAGE	FINISH														
APWS	105.03	→ _____	→ _____	→ _____														
		CFS38W	120 = 120 Volts 277 = 277 Volts	<table border="0"> <tr> <td>NP = NATURAL PLASTER</td> <td>SG = SILVER GLOSS</td> </tr> <tr> <td>MW = MATTE WHITE</td> <td>SM = SILVER MATTE</td> </tr> <tr> <td>SW = SATIN WHITE</td> <td>PG = PLATINUM GLOSS</td> </tr> <tr> <td>RD = RED</td> <td>PM = PLATINUM MATTE</td> </tr> <tr> <td>BL = BLUE</td> <td>CG = COPPER GLOSS</td> </tr> <tr> <td>OL = OLIVE</td> <td>CM = COPPER MATTE</td> </tr> <tr> <td>EB = EBONY</td> <td></td> </tr> </table>	NP = NATURAL PLASTER	SG = SILVER GLOSS	MW = MATTE WHITE	SM = SILVER MATTE	SW = SATIN WHITE	PG = PLATINUM GLOSS	RD = RED	PM = PLATINUM MATTE	BL = BLUE	CG = COPPER GLOSS	OL = OLIVE	CM = COPPER MATTE	EB = EBONY	
NP = NATURAL PLASTER	SG = SILVER GLOSS																	
MW = MATTE WHITE	SM = SILVER MATTE																	
SW = SATIN WHITE	PG = PLATINUM GLOSS																	
RD = RED	PM = PLATINUM MATTE																	
BL = BLUE	CG = COPPER GLOSS																	
OL = OLIVE	CM = COPPER MATTE																	
EB = EBONY																		
Architectural Plaster Wall Sconce																		



APCL-300.03

Soho

Designer - Didier Cornille



- NP
- MW
- SW
- RD
- BL
- OL
- EB
- SG
- SM
- PG
- PM
- CG
- CM

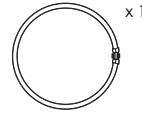
• Mounting

Ceiling mount on octagonal J-Box (4x4)

• Material

Fibre Reinforced Plaster™ and Polyester Film

• Lamp type (lamp not included)



FC12T5 55W 2GX13
Compact Fluorescent, Circular T5, 4-Pin

• Voltage and Ballast

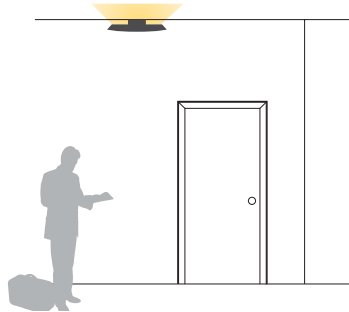
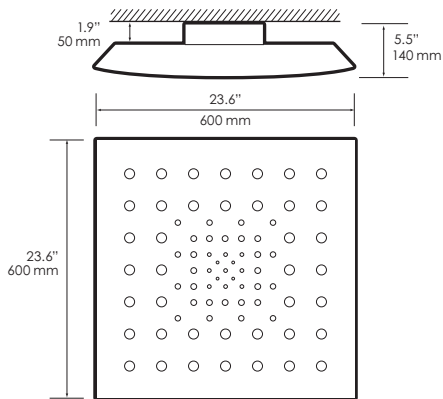
- All our fluorescent lighting fixtures are available in 120 or 277 Volts
- All our ballasts are electronic and are less than 10% THD
- For 347 Volt ballast, please consult the factory
- For electronic dimming ballast, please consult the factory

• Dimensions (Length x Height x Depth)


23.6" x 23.6" x 5.5"


• Weight

34.8 lbs.



HOW TO SPECIFY

SERIES	MODEL#	LAMP TYPE	VOLTAGE	FINISH
APCL	300.03	→ _____	→ _____	→ _____
		 FC12T5 55W	120 = 120 Volts 277 = 277 Volts	NP = NATURAL PLASTER MW = MATTE WHITE SW = SATIN WHITE RD = RED BL = BLUE OL = OLIVE EB = EBONY SG = SILVER GLOSS SM = SILVER MATTE PG = PLATINUM GLOSS PM = PLATINUM MATTE CG = COPPER GLOSS CM = COPPER MATTE
Architectural Plaster Ceiling				



sedap

n o r t h a m e r i c a

www.sedap-na.com